

## PHOTOGRAPHS OF THE TEST CONFIGURATION

Conducted Emission Test

Test Mode A




Conducted Emission Test  
Test Mode B




Radiated Emissions 9kHz ~ 30MHz

Test Mode A




Radiated Emissions 9kHz ~ 30MHz

Test Mode B



## Radiated Emissions 30MHz ~ 1GHz

### Test Mode A



## Radiated Emissions 30MHz ~ 1GHz

### Test Mode B

