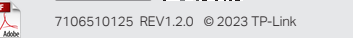




Quick Start Guide

Mini Smart Wi-Fi Plug, Energy Monitoring




7106510125 REV1.2.0 © 2023 TP-Link

English

Getting Started

1. Get the **Tapo** app from the App Store or Google Play.
2. Follow the instructions in the Tapo app to complete the setup.

How to reset the plug?


- 
- Press & hold for 5s:
Reset Wi-Fi while keeping previous settings
 - Press & hold for 10s:
Factory reset the plug

Español (Latinoamérica)

Primeros pasos

1. Obtenga la aplicación **Tapo** en App Store o Google Play.
2. Siga las instrucciones de la aplicación Tapo para completar la configuración.

¿Cómo restablecer el enchufe?

- 
- Mantenga presionado durante 5 segundos:
Restablece el Wi-Fi manteniendo la configuración anterior
 - Mantenga presionado durante 10 segundos:
Restablecimiento de fábrica del enchufe

ไทย

เริ่มต้นการใช้งาน

1. ดาวน์โหลด **Tapo** แอปได้จาก App Store หรือ Google Play
2. ทำตามคำแนะนำในแอปพลิเคชัน Tapo เพื่อทำการตั้งค่าให้เสร็จสมบูรณ์

วิธีการรีเซ็ตปลั๊ก

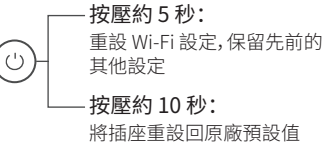
- 
- กดค้างไว้ประมาณ 5 วินาที:
รีเซ็ต Wi-Fi ในขณะที่คงการตั้งค่าก่อนหน้าไว้
 - กดค้างไว้ประมาณ 10 วินาที:
รีเซ็ตปลั๊กให้เป็นค่าเริ่มต้นจากโรงงาน

繁體中文

開始安裝

1. 從App Store或Google Play下載並安裝Tapo app。
2. 依照Tapo app內的步驟完成設定。

如何重設插座？



注意！

取得審驗證明之低功率射頻器材，非經核准，公司、商號或使用者均不得擅自變更頻率、加大功率或變更原設計之特性及功能。

低功率射頻器材之使用不得影響飛航安全及干擾合法通信；經發現有干擾現象時，應立即停用，並改善至無干擾時方得繼續使用。

前述合法通信，指依電信管理法規定作業之無線電通信。

低功率射頻器材須忍受合法通信或工業、科學及醫療用電波輻射性電機設備之干擾。

安全諮詢及注意事項

- 請使用原裝電源供應器或只能按照本產品注明的電源類型使用本產品。
- 清潔本產品之前請先拔掉電源線。請勿使用液體、噴霧清潔劑或濕布進行清潔。
- 注意防潮，請勿將水或其他液體潑灑到本產品上。
- 插槽與開口供通風使用，以確保本產品的操作可靠並防止過熱，請勿堵塞或覆蓋開口。
- 請勿將本產品置放於靠近熱源的地方。除非有正常的通風，否則不可放在密閉位置中。
- 不要私自拆開機殼或自行維修，如產品有故障請與原廠或代理商聯繫。

限用物質含有情況標示聲明書

單元	限用物質及其化學符號					
	鉛 Pb	鎘 Cd	汞 Hg	六價鉻 Cr ⁶⁺	多溴聯苯 PBB	多溴二苯醚 PBDE
PCB	○	○	○	○	○	○
外殼	○	○	○	○	○	○
電源供應板	-	○	○	○	○	○
其他及其配件	-	○	○	○	○	○
備考1. "超出0.1 wt %" 及 "超出0.01 wt %" 系指限用物質之百分比含量超出百分比含量基準值。 備考2. "○"系指該項限用物質之百分比含量未超出百分比含量基準值。 備考3. "-" 系指該項限用物質為排除項目。						

Supported Load Types for US Version:

100-125V, 50/60Hz, 15A, General use/Resistive
100-125V, 50/60Hz, 1/6HP, (4.4FLA/26.4LRA),
Motor load

100-125V, 50/60Hz, 8A, Incandescent

This device complies with part 15 of the FCC Rules. Operation is subject to the following two conditions:
(1) This device may not cause harmful interference, and (2) this device must accept any interference received, including interference that may cause undesired operation.

Please keep this instruction manual.

This is a portable direct plug-in device. Plug the device into a suitable outlet. This device is intended for indoor use only.

Keep the device away from heat sources and enclosed spaces with poor ventilation.

Purpose of control: this is operating control.

Operating control, Type 1.B action

Impulse voltage: 1500V

Pollution degree 2 NEMA Type 1 Enclosure

Operation temperature: 0~40°C (32~104°F)

Support

For technical support, the user guide and other information, please visit <https://www.tapo.com/support/>



FCC Statement

This equipment has been tested and found to comply with the limits for a Class B digital device, pursuant to part 15 of the FCC Rules. These limits are designed to provide reasonable protection against harmful interference in a residential installation. This equipment generates, uses and can radiate radio frequency energy and, if not installed and used in accordance with the instructions, may cause harmful interference to radio communications. However, there is no guarantee that interference will not occur in a particular installation. If this equipment does cause harmful interference to radio or television reception, which can be determined by turning the equipment off and on, the user is encouraged to try to correct the interference by one or more of the following measures:

—Reorient or relocate the receiving antenna.

—Increase the separation between the equipment and receiver.

—Connect the equipment into an outlet on a circuit different from that to which the receiver is connected.

—Consult the dealer or an experienced radio/TV technician for help.

FCC Radiation Exposure Statement

This device complies with FCC radiation exposure limits set forth for an uncontrolled environment and it also complies with Part 15 of the FCC RF Rules. This equipment must be installed and operated in accordance with provided instructions and the antenna(s) used for this transmitter must be installed to provide a separation distance of at least 20 cm from all persons and must not be co-located or operating in conjunction with any other antenna or transmitter. End-users and installers must be provided with antenna installation instructions and consider removing the no-collocation statement.

This device complies with part 15 of the FCC Rules. Operation is subject to the following two conditions:

1) This device may not cause harmful interference.

2) This device must accept any interference received, including interference that may cause undesired operation.

Any changes or modifications not expressly approved by the party responsible for compliance could void the user's authority to operate the equipment.

Note: The manufacturer is not responsible for any radio or TV interference caused by unauthorized modifications to this equipment. Such modifications could void the user's authority to operate the equipment.