



D-O™ INTERACTIVE REMOTE CONTROL DROID

INSTRUCTIONS 3+


1 Attach antennas to head of droid.



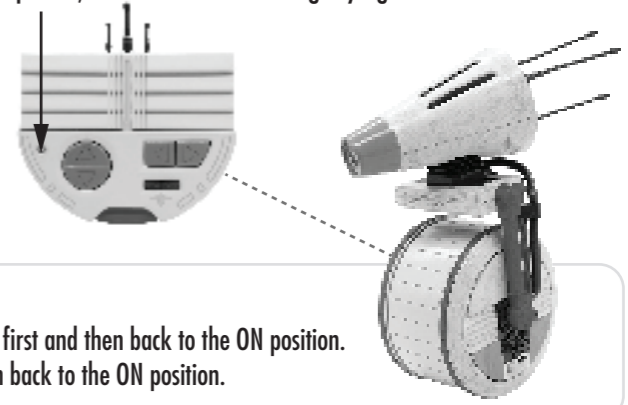
2 Slide switch to ON position on side of droid.



3 Slide switch to ON position on back of remote controller.



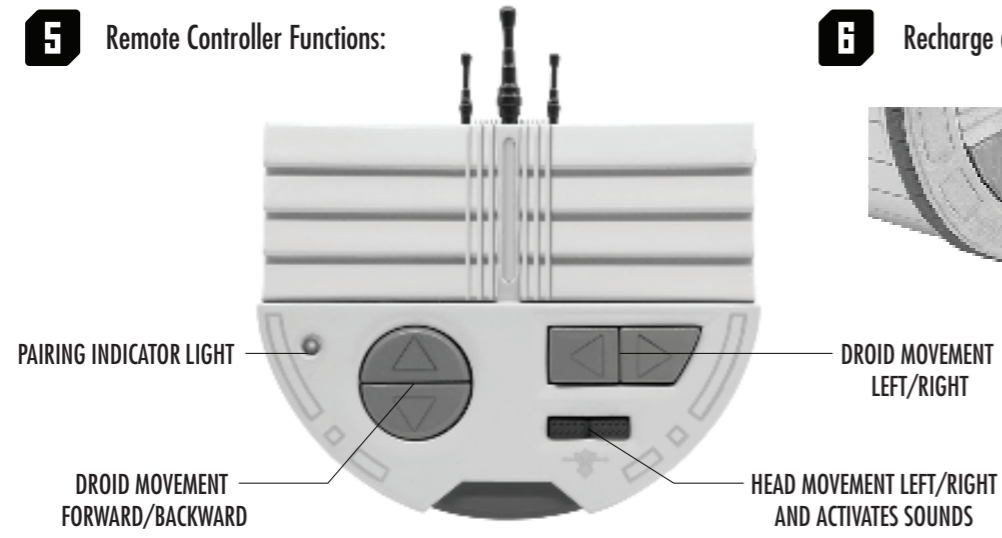
4 Remote controller will automatically pair with Droid. The pairing LED on the remote controller will start by flashing. Once paired, the LED will turn off signifying successful connection.




TROUBLESHOOTING:

If remote and droid do not pair successfully, try turning off the droid first and then back to the ON position. If still experiencing issues, turn off the remote controller off and then back to the ON position.


5 Remote Controller Functions:




6 Recharge droid with micro-usb cable (included).



7 Droid LED will flash Red color when charging. Droid LED will change to green color when fully charged.



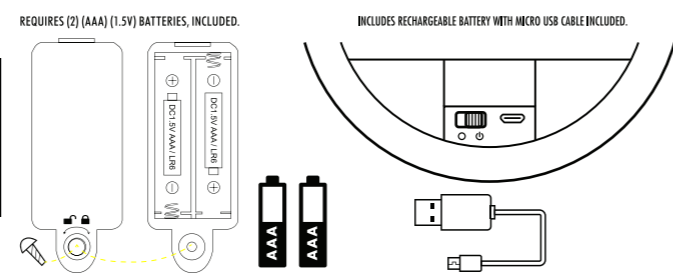
8 Sleep mode after 5 minutes.



Droid will go to sleep if not active on Batuu or at home after 5 minutes. To wake up droid, slide power switch off and then back on.

 THIS DROID USES *BLUETOOTH*™ TECHNOLOGY TO COMMUNICATE WITH OTHER ASTROMECH DROID UNITS, THE DROID DEPOT MOBILE APP, AND CERTAIN OTHER ELEMENTS AND OBJECTS ON BATUU AND AT DISNEY PARKS AND RESORTS. TO LEARN MORE, VISIT: [HTTPS://DISNEYLAND.DISNEY.GO.COM/FAQ/STAR-WARS-GALAXY-S-EDGE/](https://disneyland.disney.go.com/faq/star-wars-galaxy-s-edge/) OR [HTTPS://DISNEYWORLD.DISNEY.GO.COM/FAQ/STAR-WARS-GALAXY-S-EDGE/](https://disneyworld.disney.go.com/faq/star-wars-galaxy-s-edge/)

WARNING:
CHOKING HAZARD - Small parts.
Not for children under 3 years.



This device complies with part 15 of the FCC rules. Operation is subject to the following two conditions: (1) This device may not cause harmful interference, and (2) this device must accept any interference received, including interference that may cause undesired operation.
CAUTION : Changes or modifications not expressly approved by the party responsible for compliance could void the user's authority to operate the equipment.
NOTE: This equipment has been tested and found to comply with the limits for a Class B digital device, pursuant to Part 15 of the FCC Rules. These limits are designed to provide reasonable protection against harmful interference in a residential installation. This equipment generates, uses and can radiate radio frequency energy and, if not installed and used in accordance with the instructions, may cause harmful interference to radio communications. However, there is no guarantee that interference will not occur in a particular installation. If this equipment does cause harmful interference to radio or television reception, which can be determined by turning the equipment off and on, the user is encouraged to try to correct the interference by one or more of the following measures:
• Reorient or relocate the receiving antenna.
• Increase the separation between the equipment and receiver.
• Connect the equipment into an outlet on a circuit different from that to which the receiver is connected.
• Consult the dealer or experienced radio / TV technician for help.
Disney hereby declares that this RC car is in compliance with the essential requirements and other relevant provisions of directive 1999/5/EC.

STAR WARS
GALAXY'S EDGE™
Disney Theme Park Merchandise
Lake Buena Vista, FL 32830
© Disney © & ™ Lucasfilm Ltd.
Made in China