



SETUP PHOTOGRAPHS

This document contains 6 photographs

Photograph No.1
Setup for spurious emission field strength measurements in the anechoic chamber below 30 MHz




Photograph No.2
Setup for carrier and spurious emission field strength measurements in the anechoic chamber
in 30 – 1000 MHz range



Photograph No.3
Setup for carrier and spurious emission field strength measurements below 1 GHz, EUT close view



Photograph No.4
Setup for spurious emission field strength measurements in the anechoic chamber
above 1000 MHz range



Photograph No.5
Setup for band edge emission and hopping parameters measurements



Photograph No.6
Setup for OBW measurements

