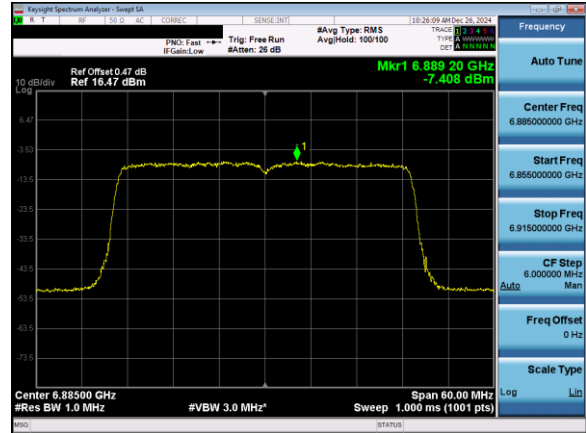
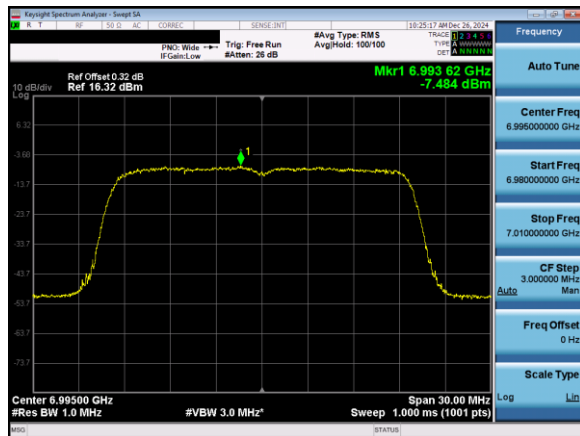


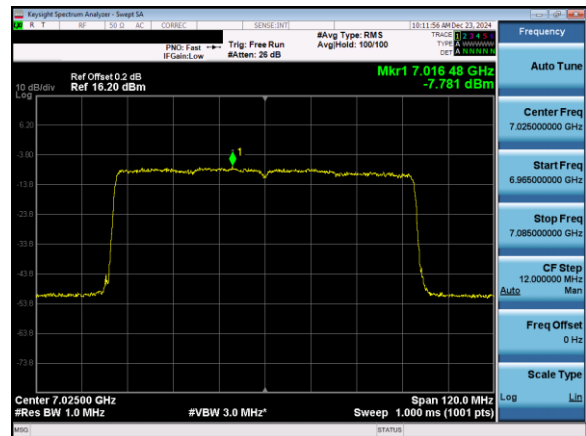
Plot 7-217. Power Spectral Density Plot SDM Primary Antenna 5T (20MHz 802.11ax (UNII Band 8) – Ch. 209)



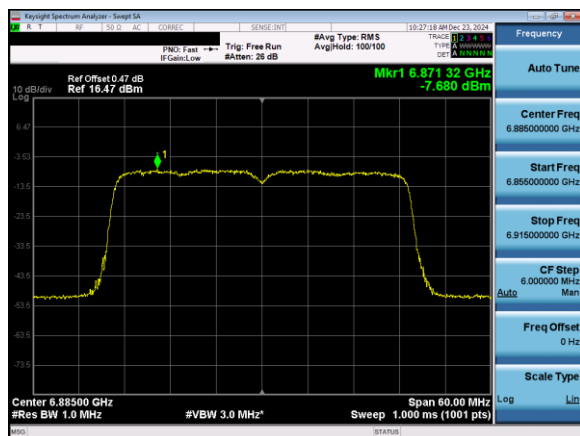
Plot 7-220. Power Spectral Density Plot SDM Primary Antenna 3b (40MHz 802.11ax (UNII Band 8) – Ch. 187)



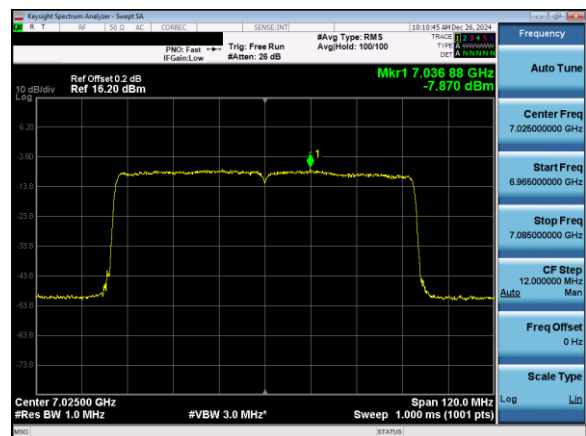
Plot 7-218. Power Spectral Density Plot SDM Primary Antenna 3b (20MHz 802.11ax (UNII Band 8) – Ch. 209)



Plot 7-221. Power Spectral Density Plot SDM Primary Antenna 5T (80MHz 802.11ax (UNII Band 8) – Ch. 215)

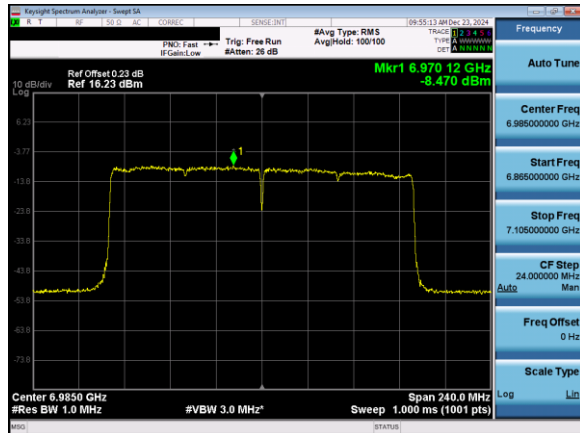


Plot 7-219. Power Spectral Density Plot SDM Primary Antenna 5T (40MHz 802.11ax (UNII Band 8) – Ch. 187)

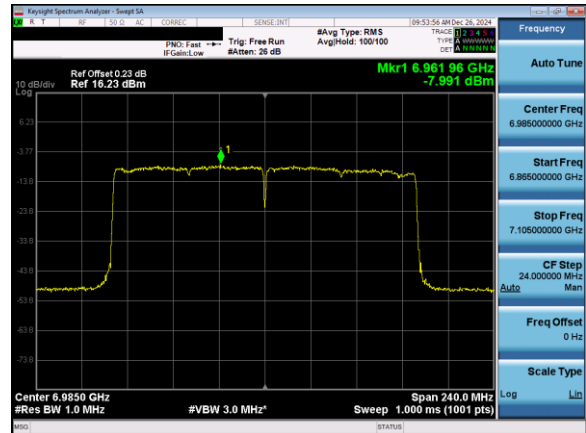


Plot 7-222. Power Spectral Density Plot SDM Primary Antenna 3b (80MHz 802.11ax (UNII Band 8) – Ch. 215)

| | | | |
|---|--------------------------------------|---------------------------------------|-----------------------------------|
| FCC ID: BCGA3269 IC: 579C-A3269 | element | MEASUREMENT REPORT (CERTIFICATION) | Approved by: Technical Manager |
| Test Report S/N: 1C2410210075-23.BCG | Test Dates: 10/25/2024 - 1/2/2025 | EUT Type: Tablet Device | Page 102 of 264 |



Plot 7-223. Power Spectral Density Plot SDM Primary Antenna 5T (160MHz 802.11ax (UNII Band 8) – Ch. 207)



Plot 7-224. Power Spectral Density Plot SDM Primary Antenna 3b (160MHz 802.11ax (UNII Band 8) – Ch. 207)

| | | | |
|--|---|---|--|
| FCC ID: BCGA3269 IC: 579C-A3269 |  | MEASUREMENT REPORT (CERTIFICATION) | Approved by: Technical Manager |
| Test Report S/N: 1C2410210075-23.BCG | Test Dates: 10/25/2024 - 1/2/2025 | EUT Type: Tablet Device | Page 103 of 264 |

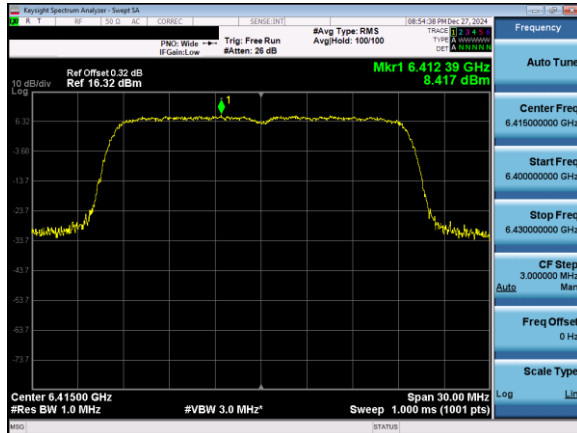
7.4.9 CDD/SDM Diversity Power Spectral Density Measurements – SP

| | Frequency [MHz] | Channel No. | 802.11 Mode | Data Rate [Mbps] | Mode | Antenna 5T Power Density [dBm/MHz] | Antenna 1b Power Density [dBm/MHz] | Summed MIMO Power Density [dBm/MHz] | Directional Gain [dBi] | e.i.r.p Density [dBm/MHz] | Max EIRP Density [dBm/MHz] | Margin [dB] |
|--------|-----------------|-------------|-------------|---------------------|------|------------------------------------|------------------------------------|-------------------------------------|------------------------|---------------------------|----------------------------|-------------|
| Band 5 | 5955 | 1 | ax (20MHz) | 270/286.8 (MCS11) | SDM | 8.07 | 6.43 | 10.34 | 2.12 | 12.45 | 17 | -4.55 |
| | 6175 | 45 | ax (20MHz) | 270/286.8 (MCS11) | CDD | 8.26 | 6.41 | 10.44 | 4.32 | 14.77 | 17 | -2.23 |
| | 6415 | 93 | ax (20MHz) | 270/286.8 (MCS11) | CDD | 8.42 | 6.31 | 10.50 | 4.56 | 15.06 | 17 | -1.94 |
| | 5965 | 3 | ax (40MHz) | 196/206.5 (MCS4) | CDD | 5.43 | 3.33 | 7.52 | 4.90 | 12.42 | 17 | -4.58 |
| | 6165 | 43 | ax (40MHz) | 540/573.5 (MCS11) | CDD | 5.39 | 3.70 | 7.64 | 4.32 | 11.96 | 17 | -5.04 |
| | 6405 | 91 | ax (40MHz) | 196/206.5 (MCS4) | CDD | 5.54 | 3.76 | 7.75 | 4.56 | 12.31 | 17 | -4.69 |
| | 5985 | 7 | ax (80MHz) | 1134/1201 (MCS11) | CDD | 2.68 | 0.56 | 4.76 | 4.90 | 9.66 | 17 | -7.34 |
| | 6145 | 39 | ax (80MHz) | 1134/1201 (MCS11) | CDD | 2.85 | 0.85 | 4.97 | 4.32 | 9.30 | 17 | -7.70 |
| | 6385 | 87 | ax (80MHz) | 408/432.4 (MCS4) | CDD | 2.71 | 1.01 | 4.95 | 4.56 | 9.51 | 17 | -7.49 |
| | 6025 | 15 | ax (160MHz) | 735/864.7 (MCS4) | CDD | -0.11 | -1.76 | 2.15 | 4.90 | 7.05 | 17 | -9.95 |
| Band 6 | 6181 | 47 | ax (160MHz) | 2041.7/2402 (MCS11) | CDD | -0.19 | -1.76 | 2.10 | 4.32 | 6.43 | 17 | -10.57 |
| | 6345 | 79 | ax (160MHz) | 2041.7/2402 (MCS11) | CDD | -0.01 | -1.82 | 2.19 | 4.56 | 6.75 | 17 | -10.25 |
| | 6435 | 97 | ax (20MHz) | 98/103.2 (MCS4) | CDD | 5.30 | 3.23 | 7.40 | 4.83 | 12.22 | 17 | -4.78 |
| | 6475 | 105 | ax (20MHz) | 270/286.8 (MCS11) | CDD | 5.02 | 3.46 | 7.32 | 4.83 | 12.15 | 17 | -4.85 |
| | 6515 | 113 | ax (20MHz) | 270/286.8 (MCS11) | CDD | 5.34 | 3.51 | 7.53 | 4.83 | 12.36 | 17 | -4.64 |
| | 6445 | 99 | ax (40MHz) | 540/573.5 (MCS11) | CDD | 3.24 | 1.19 | 5.34 | 4.83 | 10.17 | 17 | -6.83 |
| | 6485 | 107 | ax (40MHz) | 540/573.5 (MCS11) | CDD | 3.13 | 1.34 | 5.33 | 4.83 | 10.16 | 17 | -6.84 |
| | 6525 | 115 | ax (40MHz) | 540/573.5 (MCS11) | CDD | 3.33 | 1.47 | 5.51 | 4.83 | 10.34 | 17 | -6.66 |
| | 6465 | 103 | ax (80MHz) | 408/432.4 (MCS4) | CDD | 0.39 | -1.64 | 2.50 | 4.83 | 7.33 | 17 | -9.67 |
| | 6505 | 111 | ax (160MHz) | 2041.7/2402 (MCS11) | CDD | -2.76 | -5.39 | -0.87 | 4.83 | 3.96 | 17 | -13.04 |
| Band 7 | 6535 | 117 | ax (20MHz) | 270/286.8 (MCS11) | CDD | 7.68 | 5.58 | 9.77 | 5.40 | 15.17 | 17 | -1.83 |
| | 6695 | 149 | ax (20MHz) | 270/286.8 (MCS11) | CDD | 7.75 | 5.77 | 9.88 | 5.40 | 15.29 | 17 | -1.71 |
| | 6875 | 181 | ax (20MHz) | 270/286.8 (MCS11) | CDD | 7.68 | 6.14 | 9.99 | 5.40 | 15.39 | 17 | -1.61 |
| | 6565 | 123 | ax (40MHz) | 540/573.5 (MCS11) | CDD | 4.96 | 2.81 | 7.03 | 5.40 | 12.43 | 17 | -4.57 |
| | 6725 | 155 | ax (40MHz) | 540/573.5 (MCS11) | CDD | 5.02 | 2.84 | 7.08 | 5.40 | 12.48 | 17 | -4.52 |
| | 6845 | 179 | ax (40MHz) | 540/573.5 (MCS11) | CDD | 5.07 | 3.25 | 7.26 | 5.40 | 12.67 | 17 | -4.33 |
| | 6545 | 135 | ax (80MHz) | 1134/1201 (MCS11) | CDD | 1.69 | 0.05 | 3.96 | 5.40 | 9.36 | 17 | -7.64 |
| | 6705 | 151 | ax (80MHz) | 408/432.4 (MCS4) | CDD | 1.86 | 0.06 | 4.06 | 5.40 | 9.46 | 17 | -7.54 |
| | 6865 | 167 | ax (80MHz) | 408/432.4 (MCS4) | CDD | 2.17 | 0.07 | 4.26 | 5.40 | 9.66 | 17 | -7.34 |
| | 6665 | 143 | ax (160MHz) | 2041.7/2402 (MCS11) | CDD | -1.07 | -2.83 | 1.15 | 5.40 | 6.55 | 17 | -10.45 |

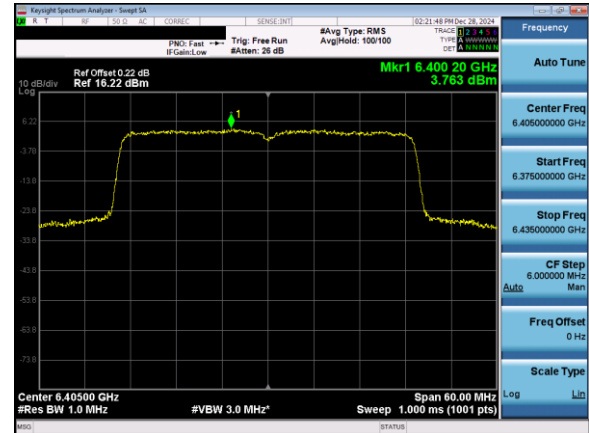
Table 7-56. Power Spectral Density Measurements CDD/SDM Diversity

| | | | |
|---|---|----------------------------|-----------------------------------|
| FCC ID: BCGA3269 IC: 579C-A3269 |  MEASUREMENT REPORT (CERTIFICATION) | | Approved by: Technical Manager |
| Test Report S/N: 1C2410210075-23.BCG | Test Dates: 10/25/2024 - 1/2/2025 | EUT Type: Tablet Device | Page 104 of 264 |

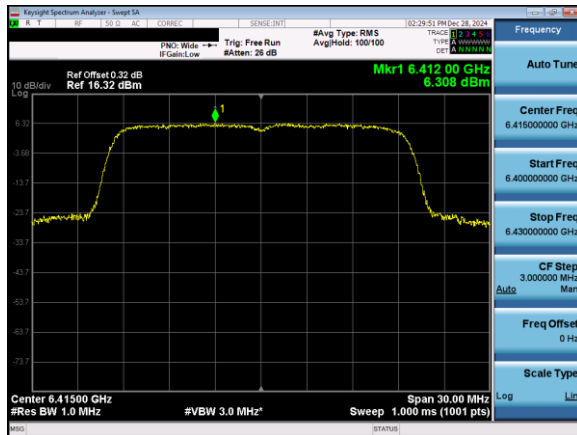
V 10.6 10/27/2023



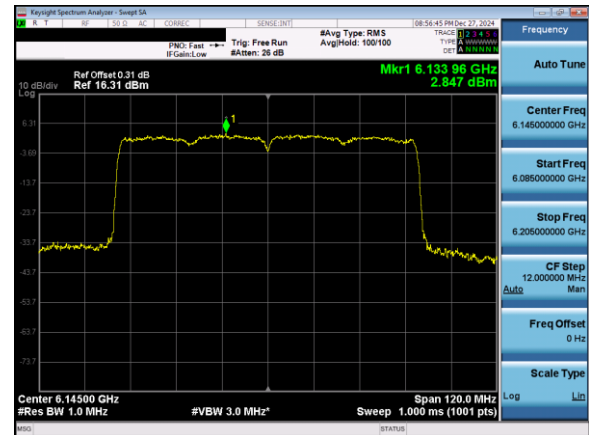
Plot 7-225. Power Spectral Density Plot CDD Diversity Antenna 5T (20MHz 802.11ax (UNII Band 5) – Ch. 93)



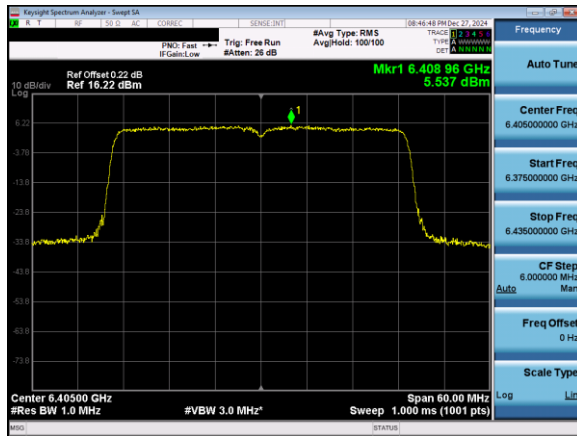
Plot 7-228. Power Spectral Density Plot CDD Diversity Antenna 1b (40MHz 802.11ax (UNII Band 5) – Ch. 91)



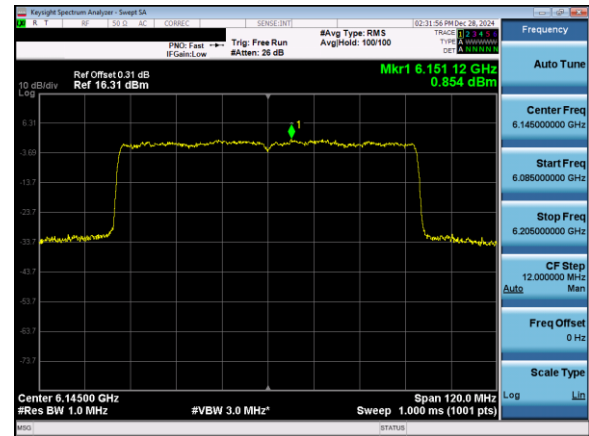
Plot 7-226. Power Spectral Density Plot CDD Diversity Antenna 1b (20MHz 802.11ax (UNII Band 5) – Ch. 93)



Plot 7-229. Power Spectral Density Plot CDD Diversity Antenna 5T (80MHz 802.11ax (UNII Band 5) – Ch. 39)

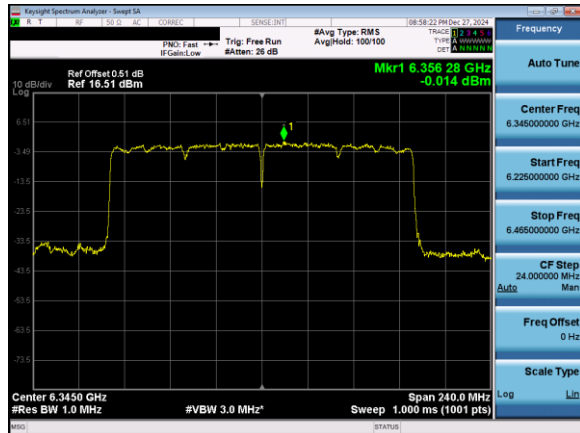


Plot 7-227. Power Spectral Density Plot CDD Diversity Antenna 5T (40MHz 802.11ax (UNII Band 5) – Ch. 91)

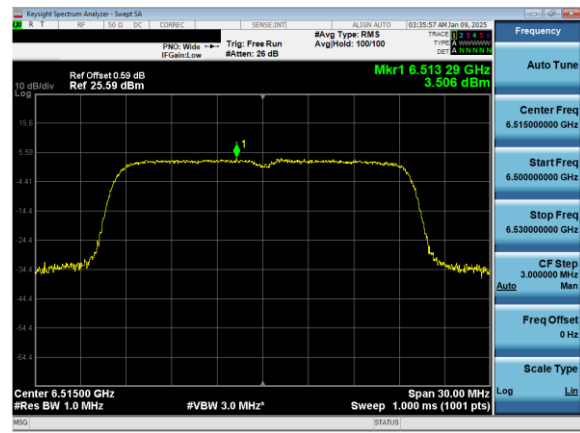


Plot 7-230. Power Spectral Density Plot CDD Diversity Antenna 1b (80MHz 802.11ax (UNII Band 5) – Ch. 39)

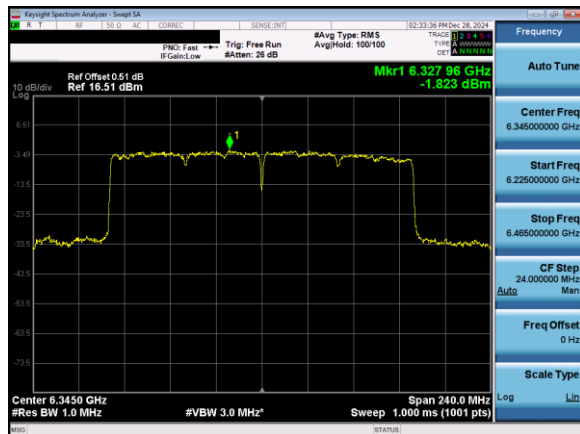
| | | | |
|---|--------------------------------------|---------------------------------------|-----------------------------------|
| FCC ID: BCGA3269 IC: 579C-A3269 | element | MEASUREMENT REPORT (CERTIFICATION) | Approved by: Technical Manager |
| Test Report S/N: 1C2410210075-23.BCG | Test Dates: 10/25/2024 - 1/2/2025 | EUT Type: Tablet Device | Page 105 of 264 |



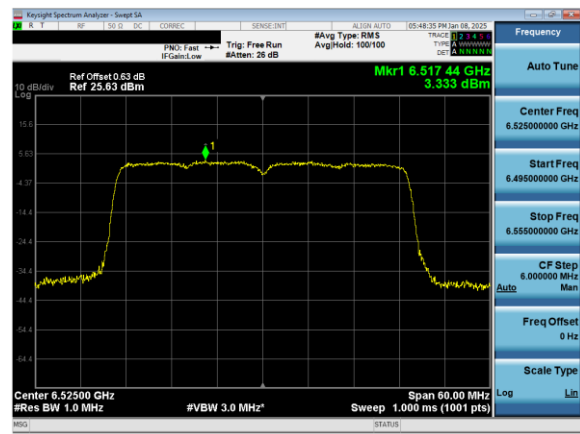
Plot 7-231. Power Spectral Density Plot CDD Diversity Antenna 5T (160MHz 802.11ax (UNII Band 5) – Ch. 79)



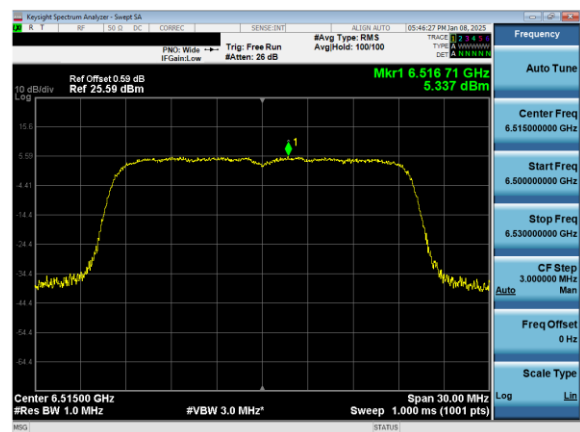
Plot 7-234. Power Spectral Density Plot CDD Diversity Antenna 1b (20MHz 802.11ax (UNII Band 6) – Ch. 113)



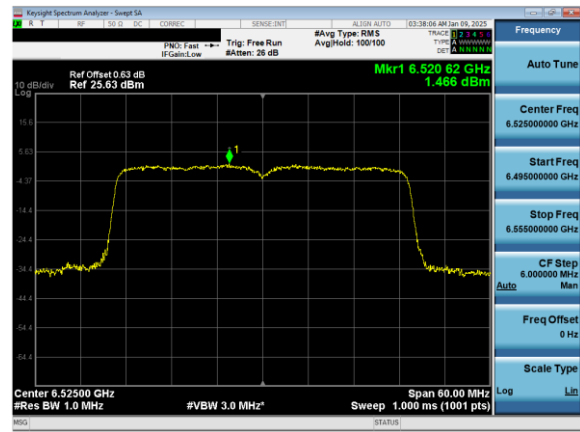
Plot 7-232. Power Spectral Density Plot CDD Diversity Antenna 1b (160MHz 802.11ax (UNII Band 5) – Ch. 79)



Plot 7-235. Power Spectral Density Plot CDD Diversity Antenna 5T (40MHz 802.11ax (UNII Band 6) – Ch. 115)

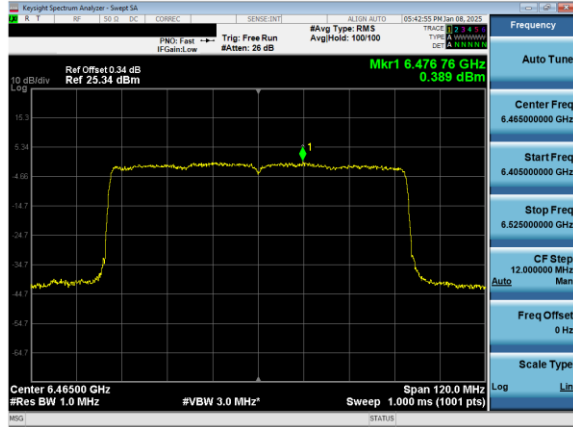


Plot 7-233. Power Spectral Density Plot CDD Diversity Antenna 5T (20MHz 802.11ax (UNII Band 6) – Ch. 113)

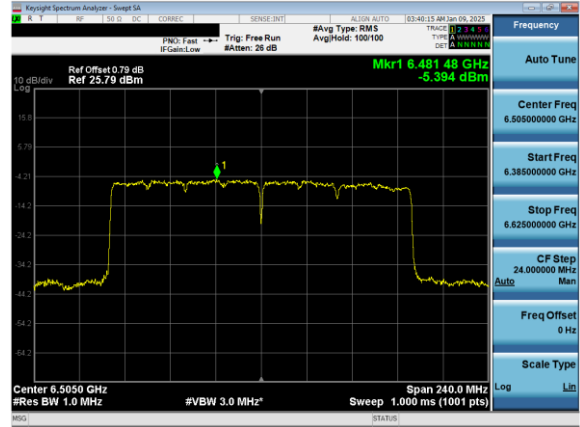


Plot 7-236. Power Spectral Density Plot CDD Diversity Antenna 1b (40MHz 802.11ax (UNII Band 6) – Ch. 115)

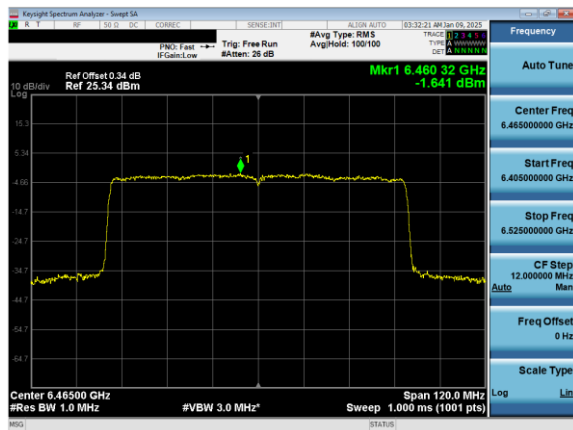
| | | | |
|---|--------------------------------------|---------------------------------------|-----------------------------------|
| FCC ID: BCGA3269 IC: 579C-A3269 | element | MEASUREMENT REPORT (CERTIFICATION) | Approved by: Technical Manager |
| Test Report S/N: 1C2410210075-23.BCG | Test Dates: 10/25/2024 - 1/2/2025 | EUT Type: Tablet Device | Page 106 of 264 |



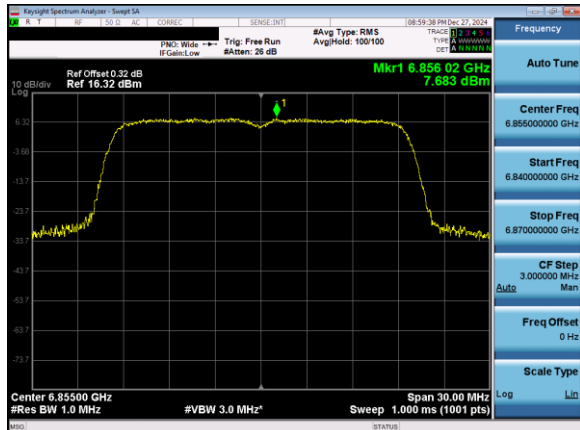
Plot 7-237. Power Spectral Density Plot CDD Diversity Antenna 5T (80MHz 802.11ax (UNII Band 6) – Ch. 103)



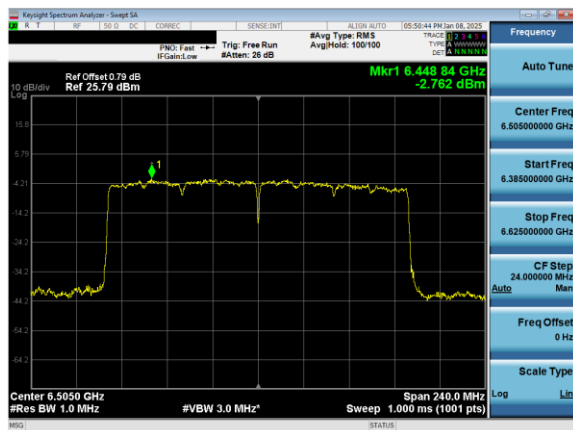
Plot 7-240. Power Spectral Density Plot CDD Diversity Antenna 1b (160MHz 802.11ax (UNII Band 6) – Ch. 111)



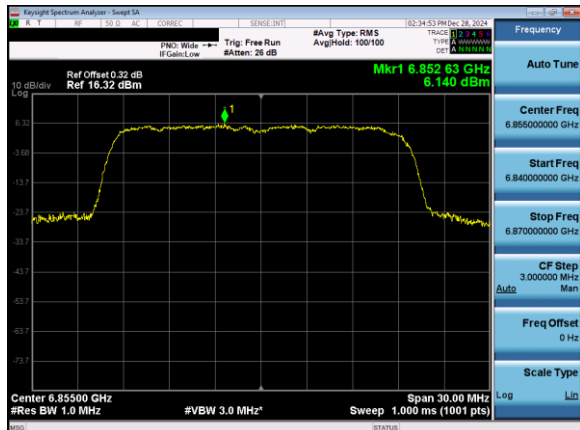
Plot 7-238. Power Spectral Density Plot CDD Diversity Antenna 1b (80MHz 802.11ax (UNII Band 6) – Ch. 103)



Plot 7-241. Power Spectral Density Plot CDD Diversity Antenna 5T (20MHz 802.11ax (UNII Band 7) – Ch. 181)

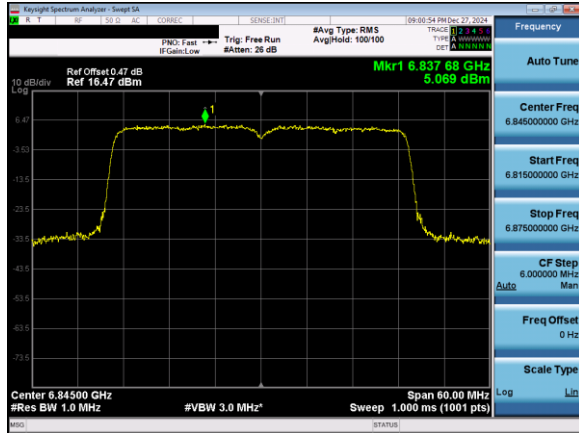


Plot 7-239. Power Spectral Density Plot CDD Diversity Antenna 5T (160MHz 802.11ax (UNII Band 6) – Ch. 111)

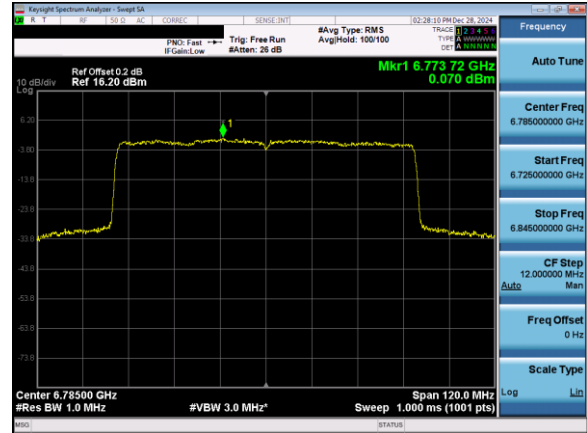


Plot 7-242. Power Spectral Density Plot CDD Diversity Antenna 1b (20MHz 802.11ax (UNII Band 7) – Ch. 181)

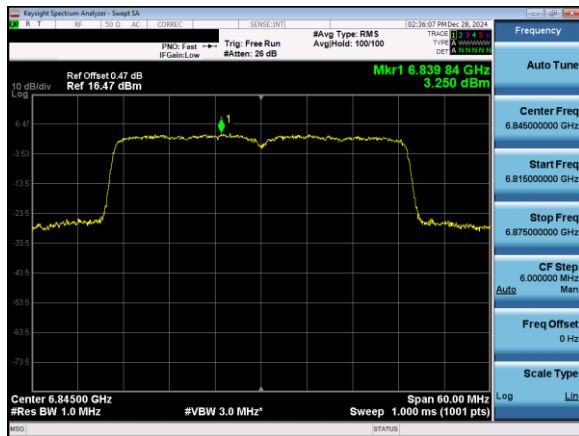
| | | | |
|---|---|---------------------------------------|-----------------------------------|
| FCC ID: BCGA3269 IC: 579C-A3269 |  | MEASUREMENT REPORT (CERTIFICATION) | Approved by: Technical Manager |
| Test Report S/N: 1C2410210075-23.BCG | | | Page 107 of 264 |
| Test Dates: 10/25/2024 - 1/2/2025 | EUT Type: Tablet Device | | |



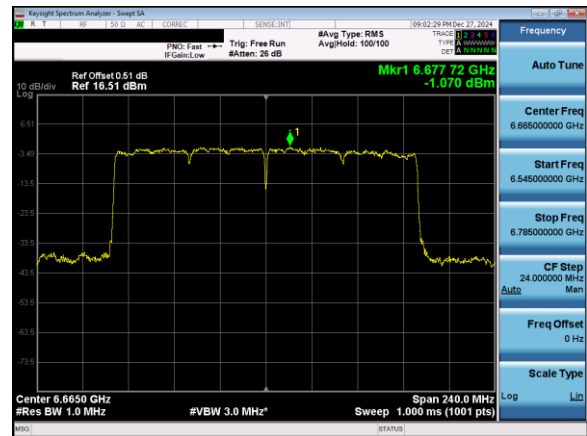
Plot 7-243. Power Spectral Density Plot CDD Diversity Antenna 5T (40MHz 802.11ax (UNII Band 7) – Ch. 179)



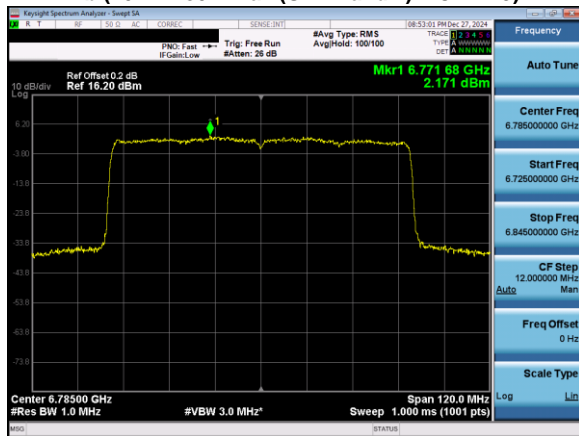
Plot 7-246. Power Spectral Density Plot CDD Diversity Antenna 1b (80MHz 802.11ax (UNII Band 7) – Ch. 167)



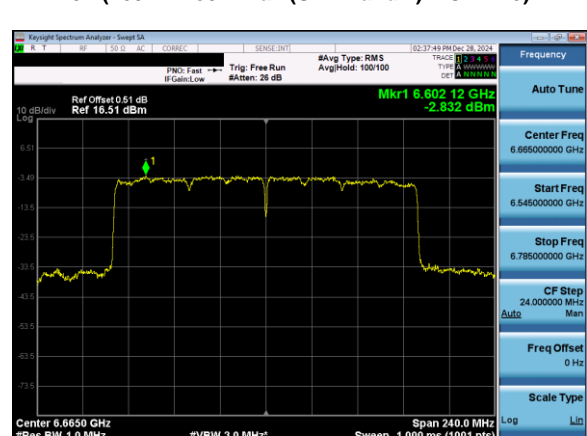
Plot 7-244. Power Spectral Density Plot CDD Diversity Antenna 1b (40MHz 802.11ax (UNII Band 7) – Ch. 179)



Plot 7-247. Power Spectral Density Plot CDD Diversity Antenna 5T (160MHz 802.11ax (UNII Band 7) – Ch. 143)



Plot 7-245. Power Spectral Density Plot CDD Diversity Antenna 5T (80MHz 802.11ax (UNII Band 7) – Ch. 167)



Plot 7-248. Power Spectral Density Plot CDD Diversity Antenna 1b (160MHz 802.11ax (UNII Band 7) – Ch. 143)

| | | | |
|---|--------------------------------------|---------------------------------------|-----------------------------------|
| FCC ID: BCGA3269 IC: 579C-A3269 | element | MEASUREMENT REPORT (CERTIFICATION) | Approved by: Technical Manager |
| Test Report S/N: 1C2410210075-23.BCG | Test Dates: 10/25/2024 - 1/2/2025 | EUT Type: Tablet Device | Page 108 of 264 |

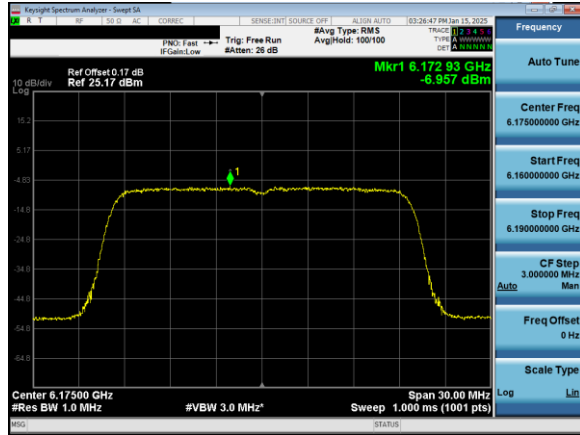
7.4.10 SDM Diversity Power Spectral Density Measurements – LPI

| | Frequency [MHz] | Channel No. | 802.11 Mode | Data Rate [Mbps] | Mode | Antenna 5T Power Density [dBm/MHz] | Antenna 1b Power Density [dBm/MHz] | Summed MIMO Power Density [dBm/MHz] | Directional Gain [dBi] | e.i.r.p Density [dBm/MHz] | Max EIRP Density [dBm/MHz] | Margin [dB] |
|--------|-----------------|-------------|-------------|---------------------|------|------------------------------------|------------------------------------|-------------------------------------|------------------------|---------------------------|----------------------------|-------------|
| Band 5 | 5955 | 1 | ax (20MHz) | 270/286.8 (MCS11) | SDM | -7.14 | -9.24 | -5.05 | 2.12 | -2.93 | -1 | -1.93 |
| | 6175 | 45 | ax (20MHz) | 98/103.2 (MCS4) | SDM | -6.28 | -8.67 | -4.30 | 1.56 | -2.74 | -1 | -1.74 |
| | 6415 | 93 | ax (20MHz) | 98/103.2 (MCS4) | SDM | -6.70 | -8.70 | -4.58 | 1.79 | -2.79 | -1 | -1.79 |
| | 5965 | 3 | ax (40MHz) | 540/573.5 (MCS11) | SDM | -7.30 | -8.82 | -4.99 | 2.12 | -2.87 | -1 | -1.87 |
| | 6165 | 43 | ax (40MHz) | 540/573.5 (MCS11) | SDM | -6.90 | -8.51 | -4.62 | 1.56 | -3.06 | -1 | -2.06 |
| | 6405 | 91 | ax (40MHz) | 540/573.5 (MCS11) | SDM | -6.67 | -8.57 | -4.50 | 1.79 | -2.72 | -1 | -1.72 |
| | 5985 | 7 | ax (80MHz) | 204/216.2 (MCS2) | SDM | -7.60 | -9.36 | -5.38 | 2.12 | -3.26 | -1 | -2.26 |
| | 6145 | 39 | ax (80MHz) | 1134/1201 (MCS11) | SDM | -7.19 | -9.05 | -5.01 | 1.56 | -3.45 | -1 | -2.45 |
| | 6385 | 87 | ax (80MHz) | 1134/1201 (MCS11) | SDM | -6.84 | -8.56 | -4.60 | 1.79 | -2.82 | -1 | -1.82 |
| | 6025 | 15 | ax (160MHz) | 2041.7/2402 (MCS11) | SDM | -7.47 | -9.41 | -5.32 | 2.12 | -3.21 | -1 | -2.21 |
| | 6185 | 47 | ax (160MHz) | 2041.7/2402 (MCS11) | SDM | -7.14 | -8.68 | -4.83 | 1.56 | -3.27 | -1 | -2.27 |
| | 6345 | 79 | ax (160MHz) | 2041.7/2402 (MCS11) | SDM | -7.62 | -9.22 | -5.34 | 1.79 | -3.55 | -1 | -2.55 |
| Band 6 | 6435 | 97 | ax (20MHz) | 270/286.8 (MCS11) | SDM | -7.37 | -8.84 | -5.03 | 2.16 | -2.87 | -1 | -1.87 |
| | 6475 | 105 | ax (20MHz) | 270/286.8 (MCS11) | SDM | -7.37 | -8.87 | -5.04 | 2.16 | -2.88 | -1 | -1.88 |
| | 6515 | 113 | ax (20MHz) | 270/286.8 (MCS11) | SDM | -7.13 | -8.70 | -4.83 | 2.16 | -2.67 | -1 | -1.67 |
| | 6445 | 99 | ax (40MHz) | 196/206.5 (MCS4) | SDM | -7.07 | -9.09 | -4.95 | 2.16 | -2.79 | -1 | -1.79 |
| | 6485 | 107 | ax (40MHz) | 540/573.5 (MCS11) | SDM | -7.32 | -8.78 | -4.98 | 2.16 | -2.82 | -1 | -1.82 |
| | 6525 | 115 | ax (40MHz) | 540/573.5 (MCS11) | SDM | -7.84 | -8.82 | -5.29 | 2.16 | -3.13 | -1 | -2.13 |
| | 6465 | 103 | ax (80MHz) | 408/432.4 (MCS4) | SDM | -7.47 | -9.31 | -5.28 | 2.16 | -3.12 | -1 | -2.12 |
| | 6505 | 111 | ax (160MHz) | 2041.7/2402 (MCS11) | SDM | -8.08 | -9.88 | -5.88 | 2.16 | -3.72 | -1 | -2.72 |
| Band 7 | 6535 | 117 | ax (20MHz) | 270/286.8 (MCS11) | SDM | -7.78 | -9.26 | -5.45 | 2.71 | -2.74 | -1 | -1.74 |
| | 6695 | 149 | ax (20MHz) | 98/103.2 (MCS4) | SDM | -7.51 | -9.20 | -5.26 | 2.71 | -2.56 | -1 | -1.56 |
| | 6875 | 185 | ax (20MHz) | 270/286.8 (MCS11) | SDM | -7.71 | -9.32 | -5.43 | 2.71 | -2.72 | -1 | -1.72 |
| | 6565 | 123 | ax (40MHz) | 540/573.5 (MCS11) | SDM | -7.68 | -9.28 | -5.40 | 2.71 | -2.69 | -1 | -1.69 |
| | 6725 | 155 | ax (40MHz) | 540/573.5 (MCS11) | SDM | -7.47 | -9.06 | -5.18 | 2.71 | -2.47 | -1 | -1.47 |
| | 6845 | 179 | ax (40MHz) | 540/573.5 (MCS11) | SDM | -7.61 | -8.71 | -5.12 | 2.71 | -2.41 | -1 | -1.41 |
| | 6545 | 119 | ax (80MHz) | 408/432.4 (MCS4) | SDM | -7.88 | -9.75 | -5.70 | 2.71 | -3.00 | -1 | -2.00 |
| | 6705 | 151 | ax (80MHz) | 408/432.4 (MCS4) | SDM | -7.78 | -9.51 | -5.55 | 2.71 | -2.84 | -1 | -1.84 |
| | 6865 | 183 | ax (80MHz) | 1134/1201 (MCS11) | SDM | -7.85 | -9.80 | -5.71 | 2.71 | -3.00 | -1 | -2.00 |
| | 6665 | 143 | ax (160MHz) | 2041.7/2402 (MCS11) | SDM | -7.98 | -9.46 | -5.65 | 2.71 | -2.94 | -1 | -1.94 |
| | 6825 | 175 | ax (160MHz) | 2041.7/2402 (MCS11) | SDM | -8.22 | -9.61 | -5.85 | 2.71 | -3.14 | -1 | -2.14 |
| | 6895 | 189 | ax (20MHz) | 270/286.8 (MCS11) | SDM | -7.93 | -9.41 | -5.60 | 2.89 | -2.71 | -1 | -1.71 |
| Band 8 | 6995 | 209 | ax (20MHz) | 270/286.8 (MCS11) | SDM | -7.79 | -9.66 | -5.61 | 2.89 | -2.72 | -1 | -1.72 |
| | 7115 | 233 | ax (20MHz) | 270/286.8 (MCS11) | SDM | -7.97 | -9.62 | -5.71 | 2.89 | -2.82 | -1 | -1.82 |
| | 6885 | 187 | ax (40MHz) | 540/573.5 (MCS11) | SDM | -7.68 | -9.18 | -5.36 | 2.89 | -2.47 | -1 | -1.47 |
| | 7005 | 211 | ax (40MHz) | 540/573.5 (MCS11) | SDM | -7.68 | -9.01 | -5.28 | 2.89 | -2.39 | -1 | -1.39 |
| | 7085 | 227 | ax (40MHz) | 540/573.5 (MCS11) | SDM | -7.90 | -9.43 | -5.59 | 2.89 | -2.70 | -1 | -1.70 |
| | 6945 | 199 | ax (80MHz) | 1134/1201 (MCS11) | SDM | -7.95 | -9.57 | -5.67 | 2.89 | -2.78 | -1 | -1.78 |
| | 7025 | 215 | ax (80MHz) | 408/432.4 (MCS4) | SDM | -7.78 | -9.71 | -5.63 | 2.89 | -2.74 | -1 | -1.74 |
| | 6985 | 207 | ax (160MHz) | 2041.7/2402 (MCS11) | SDM | -8.29 | -9.44 | -5.81 | 2.89 | -2.92 | -1 | -1.92 |

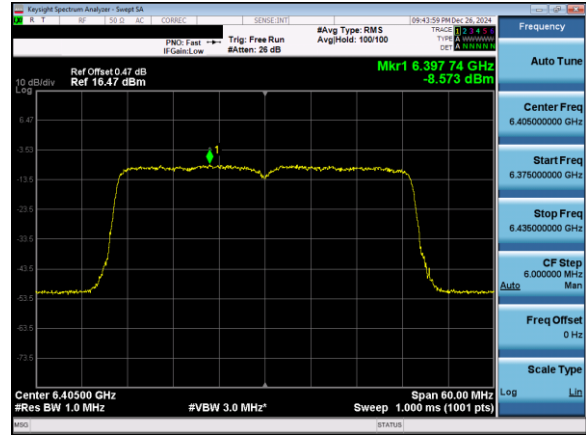
Table 7-57. Power Spectral Density Measurements SDM Diversity

| | | | |
|---|---|----------------------------|-----------------------------------|
| FCC ID: BCGA3269 IC: 579C-A3269 |  MEASUREMENT REPORT (CERTIFICATION) | | Approved by: Technical Manager |
| Test Report S/N: 1C2410210075-23.BCG | Test Dates: 10/25/2024 - 1/2/2025 | EUT Type: Tablet Device | Page 109 of 264 |

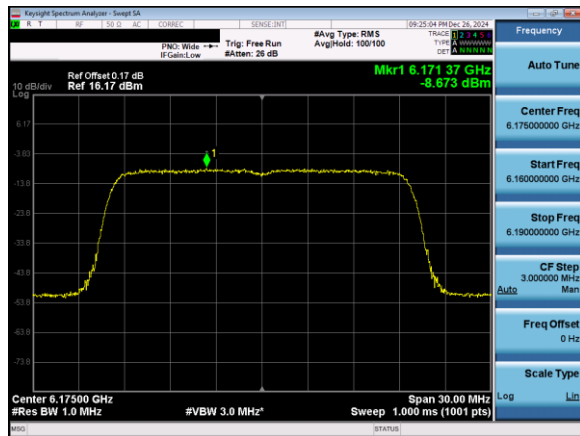
V 10.6 10/27/2023



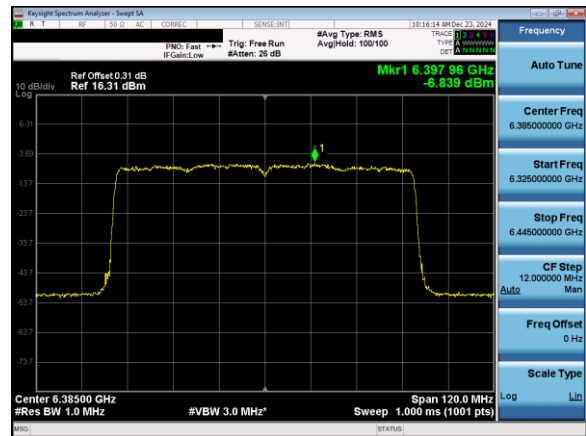
Plot 7-249. Power Spectral Density Plot SDM Diversity Antenna 5T (20MHz 802.11ax (UNII Band 5) – Ch. 45)



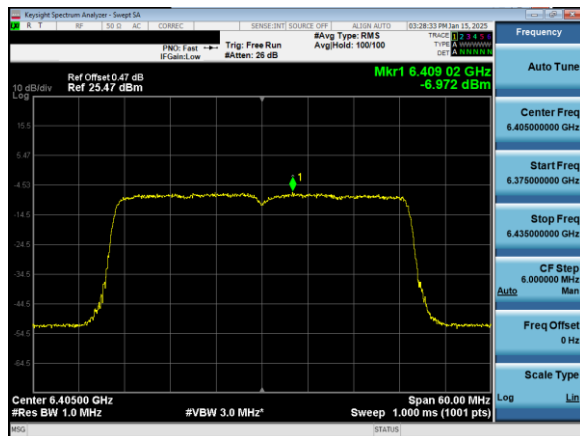
Plot 7-252. Power Spectral Density Plot SDM Diversity Antenna 1b (40MHz 802.11ax (UNII Band 5) – Ch. 91)



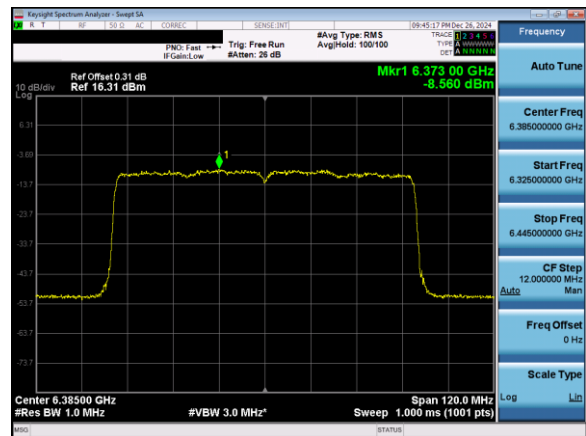
Plot 7-250. Power Spectral Density Plot SDM Diversity Antenna 1b (20MHz 802.11ax (UNII Band 5) – Ch. 45)



Plot 7-253. Power Spectral Density Plot SDM Diversity Antenna 5T (80MHz 802.11ax (UNII Band 5) – Ch. 87)

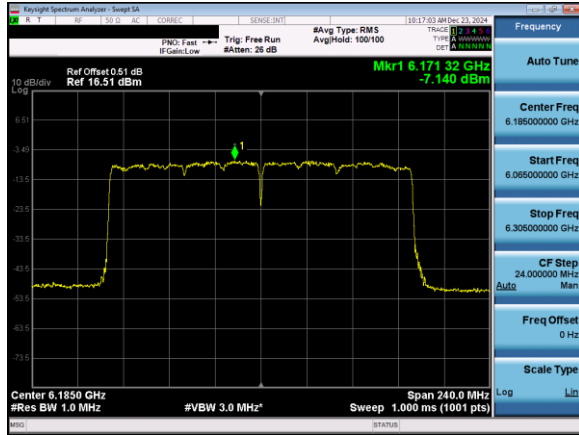


Plot 7-251. Power Spectral Density Plot SDM Diversity Antenna 5T (40MHz 802.11ax (UNII Band 5) – Ch. 91)

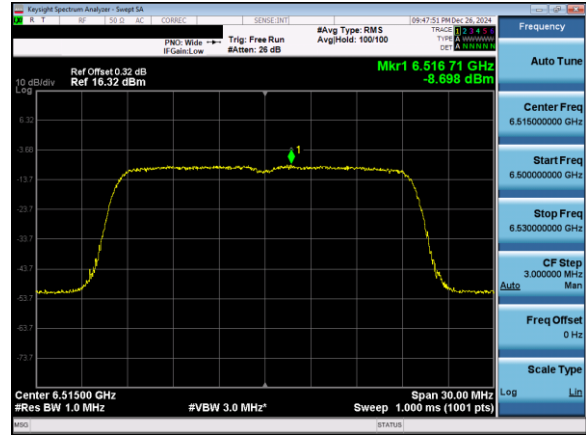


Plot 7-254. Power Spectral Density Plot SDM Diversity Antenna 1b (80MHz 802.11ax (UNII Band 5) – Ch. 87)

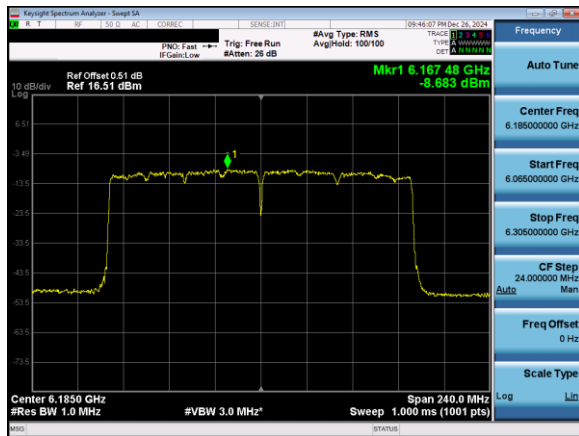
| | | | |
|---|--------------------------------------|---------------------------------------|-----------------------------------|
| FCC ID: BCGA3269 IC: 579C-A3269 | element | MEASUREMENT REPORT (CERTIFICATION) | Approved by: Technical Manager |
| Test Report S/N: 1C2410210075-23.BCG | Test Dates: 10/25/2024 - 1/2/2025 | EUT Type: Tablet Device | Page 110 of 264 |



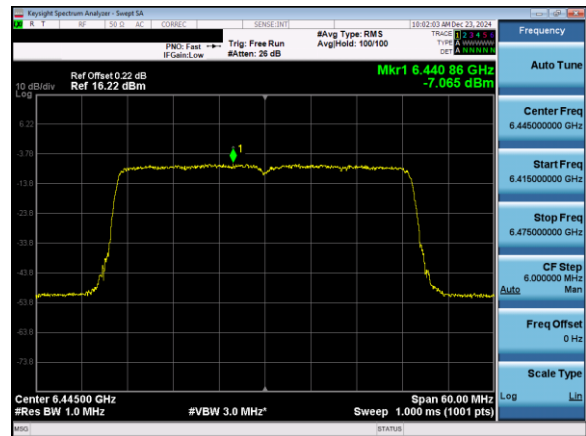
Plot 7-255. Power Spectral Density Plot SDM Diversity Antenna 5T (160MHz 802.11ax (UNII Band 5) – Ch. 47)



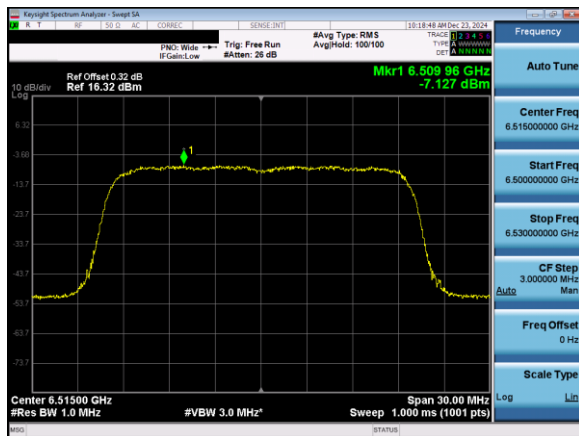
Plot 7-258. Power Spectral Density Plot SDM Diversity Antenna 1b (20MHz 802.11ax (UNII Band 6) – Ch. 113)



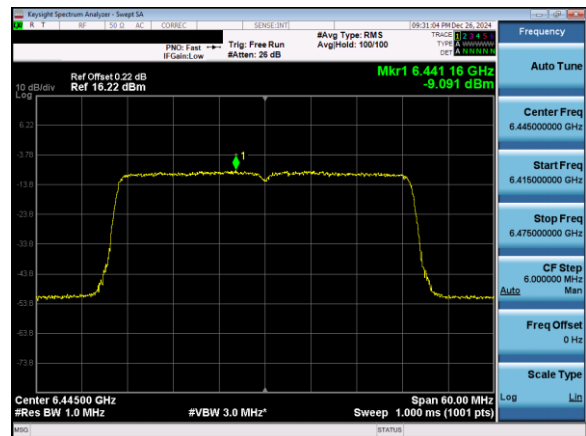
Plot 7-256. Power Spectral Density Plot SDM Diversity Antenna 1b (160MHz 802.11ax (UNII Band 5) – Ch. 47)



Plot 7-259. Power Spectral Density Plot SDM Diversity Antenna 5T (40MHz 802.11ax (UNII Band 6) – Ch. 99)

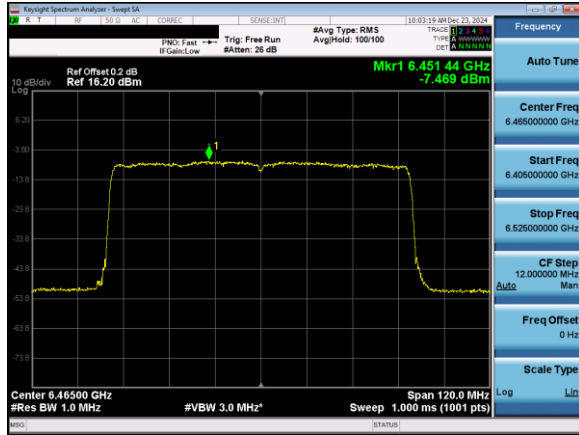


Plot 7-257. Power Spectral Density Plot SDM Diversity Antenna 5T (20MHz 802.11ax (UNII Band 6) – Ch. 113)

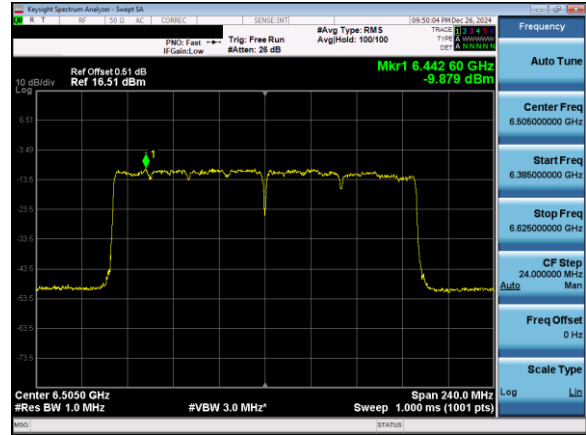


Plot 7-260. Power Spectral Density Plot SDM Diversity Antenna 1b (40MHz 802.11ax (UNII Band 6) – Ch. 99)

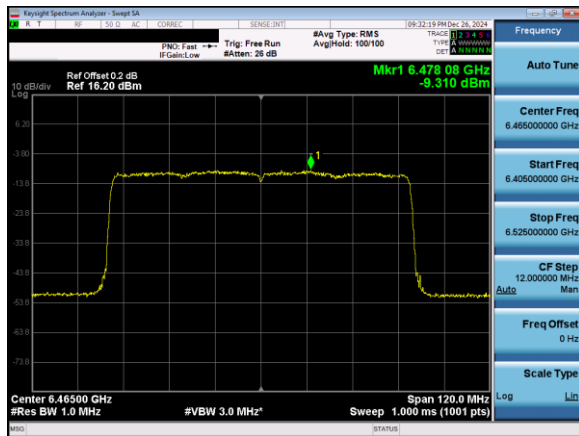
| | | | |
|---|--------------------------------------|---------------------------------------|-----------------------------------|
| FCC ID: BCGA3269 IC: 579C-A3269 | element | MEASUREMENT REPORT (CERTIFICATION) | Approved by: Technical Manager |
| Test Report S/N: 1C2410210075-23.BCG | Test Dates: 10/25/2024 - 1/2/2025 | EUT Type: Tablet Device | Page 111 of 264 |



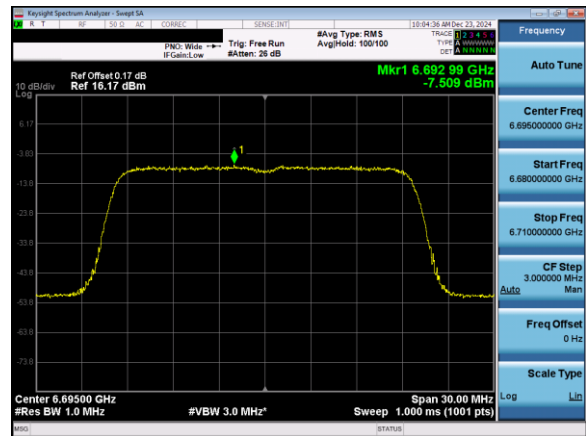
Plot 7-261. Power Spectral Density Plot SDM Diversity Antenna 5T (80MHz 802.11ax (UNII Band 6) – Ch. 103)



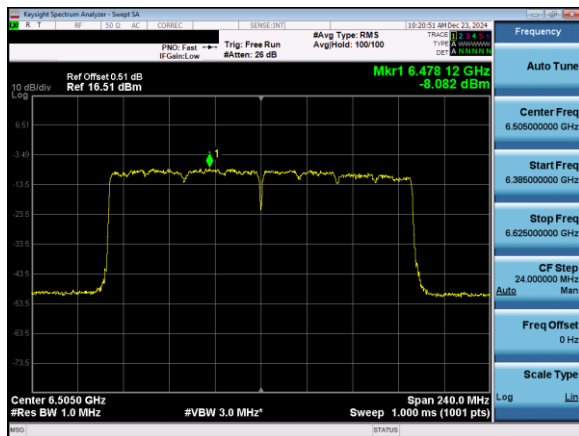
Plot 7-264. Power Spectral Density Plot SDM Diversity Antenna 1b (160MHz 802.11ax (UNII Band 6) – Ch. 111)



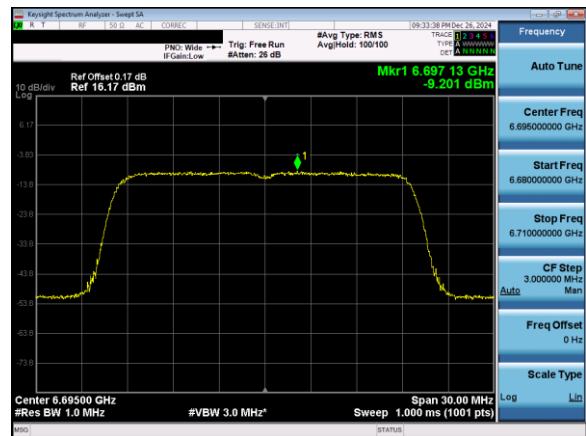
Plot 7-262. Power Spectral Density Plot SDM Diversity Antenna 1b (80MHz 802.11ax (UNII Band 6) – Ch. 103)



Plot 7-265. Power Spectral Density Plot SDM Diversity Antenna 5T (20MHz 802.11ax (UNII Band 7) – Ch. 149)

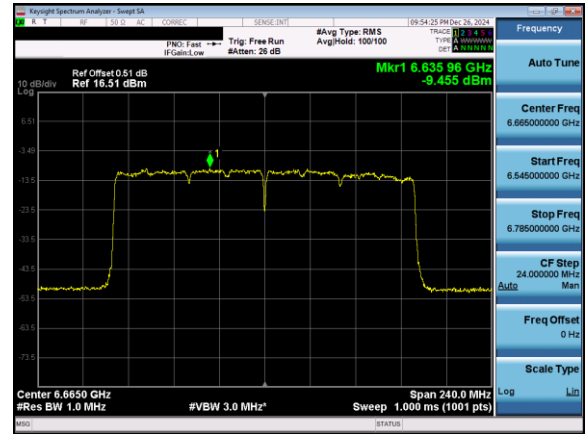
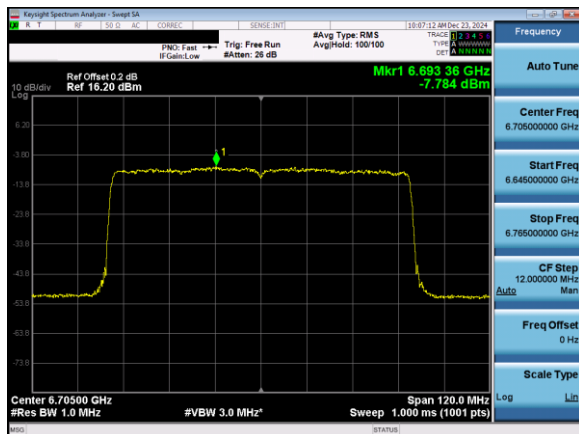
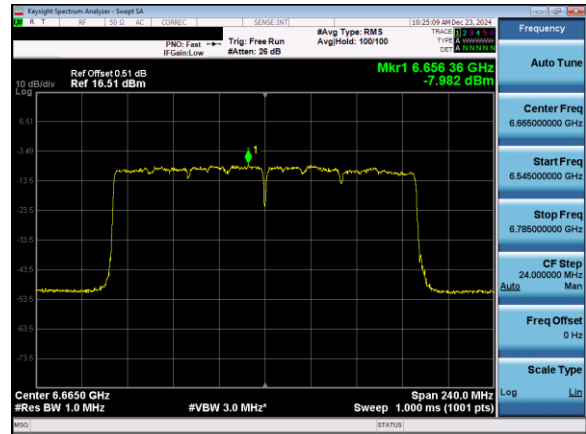
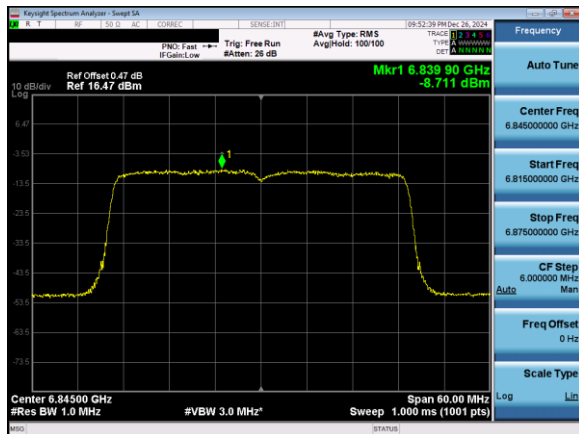
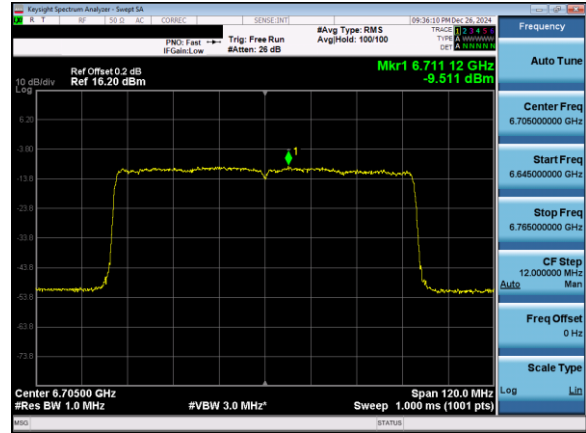
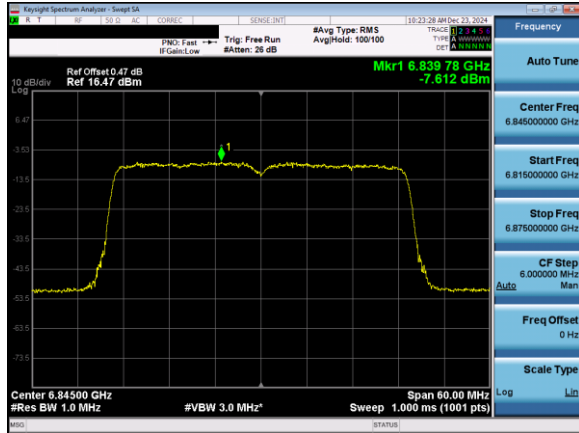


Plot 7-263. Power Spectral Density Plot SDM Diversity Antenna 5T (160MHz 802.11ax (UNII Band 6) – Ch. 111)

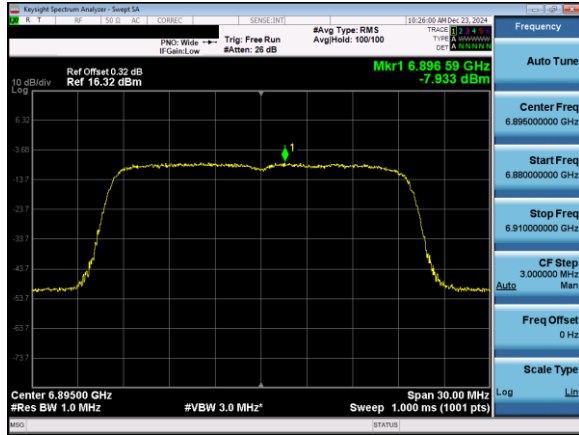


Plot 7-266. Power Spectral Density Plot SDM Diversity Antenna 1b (20MHz 802.11ax (UNII Band 7) – Ch. 149)

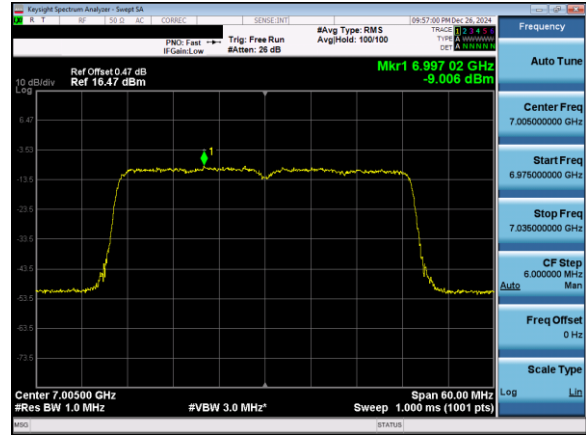
| | | | |
|---|--------------------------------------|---------------------------------------|-----------------------------------|
| FCC ID: BCGA3269 IC: 579C-A3269 | element | MEASUREMENT REPORT (CERTIFICATION) | Approved by: Technical Manager |
| Test Report S/N: 1C2410210075-23.BCG | Test Dates: 10/25/2024 - 1/2/2025 | EUT Type: Tablet Device | Page 112 of 264 |



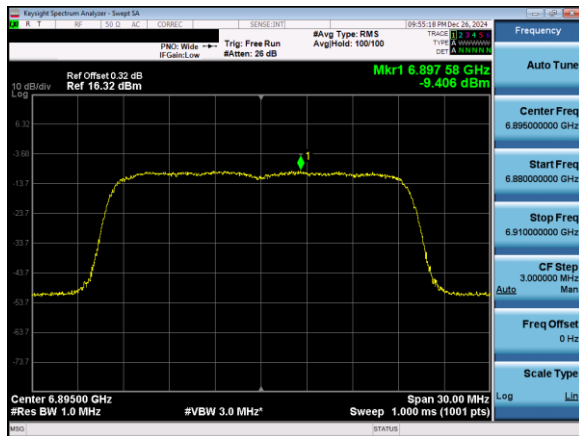
| | | | |
|---|---|---------------------------------------|-----------------------------------|
| FCC ID: BCGA3269 IC: 579C-A3269 |  | MEASUREMENT REPORT (CERTIFICATION) | Approved by: Technical Manager |
| Test Report S/N: 1C2410210075-23.BCG | Test Dates: 10/25/2024 - 1/2/2025 | EUT Type: Tablet Device | Page 113 of 264 |



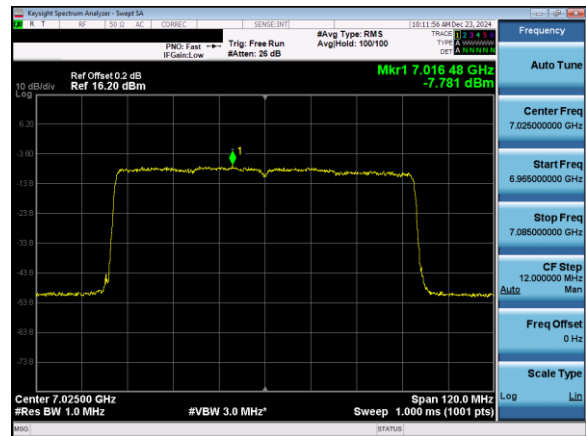
Plot 7-273. Power Spectral Density Plot SDM Diversity Antenna 5T (20MHz 802.11ax (UNII Band 8) – Ch. 189)



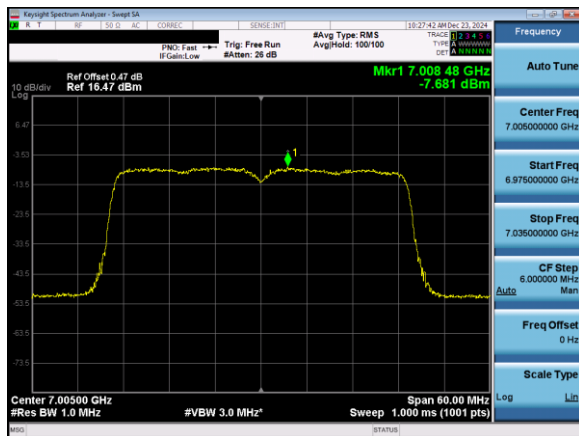
Plot 7-276. Power Spectral Density Plot SDM Diversity Antenna 1b (40MHz 802.11ax (UNII Band 8) – Ch. 211)



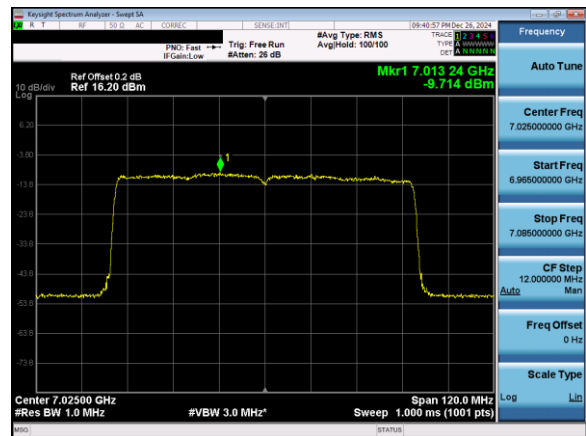
Plot 7-274. Power Spectral Density Plot SDM Diversity Antenna 1b (20MHz 802.11ax (UNII Band 8) – Ch. 189)



Plot 7-277. Power Spectral Density Plot SDM Diversity Antenna 5T (80MHz 802.11ax (UNII Band 8) – Ch. 215)

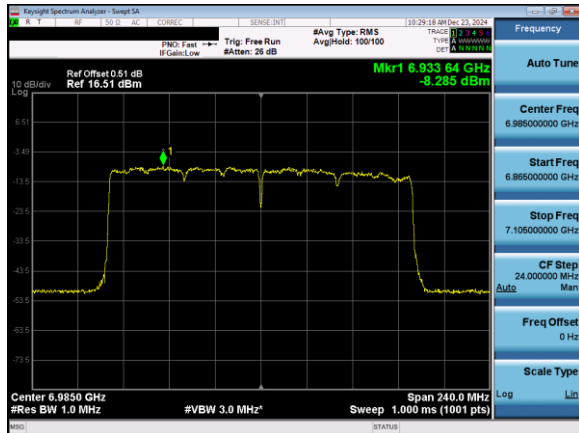


Plot 7-275. Power Spectral Density Plot SDM Diversity Antenna 5T (40MHz 802.11ax (UNII Band 8) – Ch. 211)

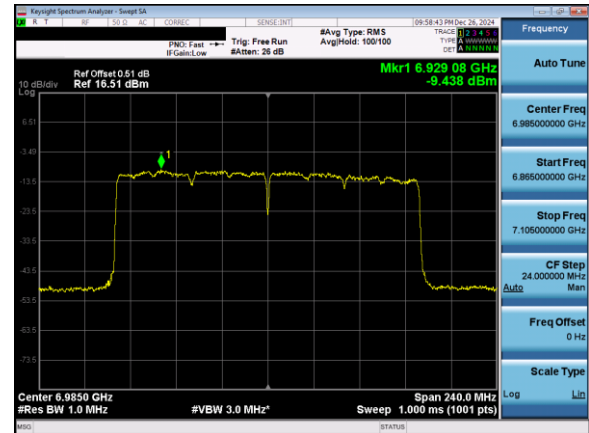


Plot 7-278. Power Spectral Density Plot SDM Diversity Antenna 1b (80MHz 802.11ax (UNII Band 8) – Ch. 215)

| | | | |
|---|--------------------------------------|---------------------------------------|-----------------------------------|
| FCC ID: BCGA3269 IC: 579C-A3269 | element | MEASUREMENT REPORT (CERTIFICATION) | Approved by: Technical Manager |
| Test Report S/N: 1C2410210075-23.BCG | Test Dates: 10/25/2024 - 1/2/2025 | EUT Type: Tablet Device | Page 114 of 264 |



Plot 7-279. Power Spectral Density Plot SDM Diversity Antenna 5T (160MHz 802.11ax (UNII Band 8) – Ch. 207)



Plot 7-280. Power Spectral Density Plot SDM Diversity Antenna 1b (160MHz 802.11ax (UNII Band 8) – Ch. 207)

| | | | |
|--|---|-----------------------------------|--|
| FCC ID: BCGA3269 IC: 579C-A3269 |  MEASUREMENT REPORT (CERTIFICATION) | | Approved by: Technical Manager |
| Test Report S/N: 1C2410210075-23.BCG | Test Dates: 10/25/2024 - 1/2/2025 | EUT Type: Tablet Device | Page 115 of 264 |

Note:

Per ANSI C63.10-2020 Section 14.5.2.2 and KDB 662911 v02r01 Section E)2), the power spectral density at Antenna 5T and Antenna 3b were first measured separately as shown in the section above. The measured values were then summed in linear power units then converted back to dBm.

Sample Directional Gain Calculation:

For correlated signals, assuming the antenna gain is 3.70 dBi for Antenna 5T and 0.20 dBi for Antenna 3b.

$$\begin{aligned}\text{Directional gain} &= 10 \log[(10^{G_1/20} + 10^{G_2/20} + \dots + 10^{G_N/20})^2 / N_{\text{ANT}}] \text{ dBi} \\ &= 10 \log[(10^{1.7/20} + 10^{1.3/20} / 2] \text{ dBi} \\ &= 5.14 \text{ dBi}\end{aligned}$$

For uncorrelated signals, assuming the antenna gain is 1.70 dBi for Antenna 5T and 1.30 dBi for Antenna 3b.

$$\begin{aligned}\text{Directional gain} &= 10 \log[(10^{G_1/10} + 10^{G_2/10} + \dots + 10^{G_N/10}) / N_{\text{ANT}}] \text{ dBi} \\ &= 10 \log[(10^{1.7/10} + 10^{1.3/10} / 2] \text{ dBi} \\ &= 2.29 \text{ dBi}\end{aligned}$$

Sample SDM Calculation:

At 5955MHz in 802.11ax (20MHz BW) mode, the average conducted power spectral density was measured to be -7.14 dBm for Antenna 5T and -7.27 dBm for Antenna 3b.

$$\text{Antenna 5T} + \text{Antenna 3b} = \text{CDD/SDM}$$

$$(-7.14 \text{ dBm} + -7.27 \text{ dBm}) = (0.193 \text{ mW} + 0.187 \text{ mW}) = 0.381 \text{ mW} = -4.19 \text{ dBm}$$

Sample e.i.r.p Power Spectral Density Calculation:

At 5955MHz in 802.11ax (20MHz BW) mode, the average SDM power density was calculated to be -4.19 dBm with directional gain of 2.29 dBi.

$$\text{e.i.r.p. Power Spectral Density(dBm)} = \text{Power Spectral Density (dBm)} + \text{Ant gain (dBi)}$$

$$-4.19 \text{ dBm} + 2.29 \text{ dBi} = -1.90 \text{ dBm}$$

| | | | |
|--|---|---|--|
| FCC ID: BCGA3269 IC: 579C-A3269 |  | MEASUREMENT REPORT (CERTIFICATION) | Approved by: Technical Manager |
| Test Report S/N: 1C2410210075-23.BCG | Test Dates: 10/25/2024 - 1/2/2025 | EUT Type: Tablet Device | Page 116 of 264 |

V 10.6 10/27/2023

7.5 In-Band Emissions

§15.407(b)(7), RSS-248 [4.6.2]

Test Overview and Limit

The spectrum analyzer was connected to the antenna terminal while the EUT was operating at its maximum duty cycle, at its maximum power control level, as defined in ANSI C63.10-2020 and KDB 789033 D02 v02r01, and at the appropriate frequencies.

For transmitters operating within the 5.925-7.125 GHz bands: Power spectral density must be suppressed by 20 dB at 1 MHz outside of channel edge, by 28 dB at one channel bandwidth from the channel center, and by 40 dB at one- and one-half times the channel bandwidth away from channel center. At frequencies between one megahertz outside an unlicensed device's channel edge and one channel bandwidth from the center of the channel, the limits must be linearly interpolated between 20 dB and 28 dB suppression, and at frequencies between one and one- and one-half times an unlicensed device's channel bandwidth, the limits must be linearly interpolated between 28 dB and 40 dB suppression. Emissions removed from the channel center by more than one- and one-half times the channel bandwidth must be suppressed by at least 40 dB.

Test Procedure Used

ANSI C63.10-2020 – Section 12.4.2.2

KDB 987594 D02 v03 – Section J

Test Settings

1. Connect output of the antenna port to a spectrum analyzer or EMI receiver, with appropriate attenuation, as to not damage the instrumentation.
2. Set the reference level of the measuring equipment in accordance with procedure 4.1.6.2 of ANSI C63.10-2020.
3. Measure the 26 dB EBW using the test procedure 12.5.2 of ANSI C63.10-2020. (This will be used to determine the channel edge.)
4. Measure the power spectral density (which will be used for emissions mask reference) using the following procedure:
 - a) Set the span to encompass the entire 26 dB EBW of the signal.
 - b) Set RBW = same RBW used for 26 dB EBW measurement.
 - c) Set VBW $\geq 3 \times$ RBW
 - d) Number of points in sweep $\geq [2 \times \text{span} / \text{RBW}]$.
 - e) Sweep time = auto.
 - f) Detector = RMS (i.e., power averaging)
 - g) Trace average at least 100 traces in power averaging (rms) mode.
 - h) Use the peak search function on the instrument to find the peak of the spectrum.
5. For the purposes of developing the emission mask, the channel bandwidth is defined as the 26 dB EBW.
6. Using the measuring equipment limit line function, develop the emissions mask based on the following requirements. The emissions power spectral density must be reduced below the peak power spectral density (in dB) as follows:
 - i) Suppressed by 20 dB at 1 MHz outside of the channel edge. (The channel edge is defined as the 26-dB point on either side of the carrier center frequency.)
 - j) Suppressed by 28 dB at one channel bandwidth from the channel center.
 - k) Suppressed by 40 dB at one- and one-half times the channel bandwidth from the channel center.
7. Adjust the span to encompass the entire mask as necessary.
8. Clear trace.
9. Trace average at least 100 traces in power averaging (rms) mode.
10. Adjust the reference level as necessary so that the crest of the channel touches the top of the emission mask.

| | | | |
|--|---|-----------------------------------|--|
| FCC ID: BCGA3269 IC: 579C-A3269 |  MEASUREMENT REPORT (CERTIFICATION) | | Approved by: Technical Manager |
| Test Report S/N: 1C2410210075-23.BCG | Test Dates: 10/25/2024 - 1/2/2025 | EUT Type: Tablet Device | Page 117 of 264 |

V 10.6 10/27/2023

Test Setup

The EUT and measurement equipment were set up as shown in the diagram below.



Figure 7-4. Test Instrument & Measurement Setup

Test Notes

1. All data rates and channels were investigated, and tabular data has been reported. Only the worst-case plot was reported.

| | | | |
|--|---|-----------------------------------|--|
| FCC ID: BCGA3269 IC: 579C-A3269 |  MEASUREMENT REPORT (CERTIFICATION) | | Approved by: Technical Manager |
| Test Report S/N: 1C2410210075-23.BCG | Test Dates: 10/25/2024 - 1/2/2025 | EUT Type: Tablet Device | Page 118 of 264 |

V 10.6 10/27/2023

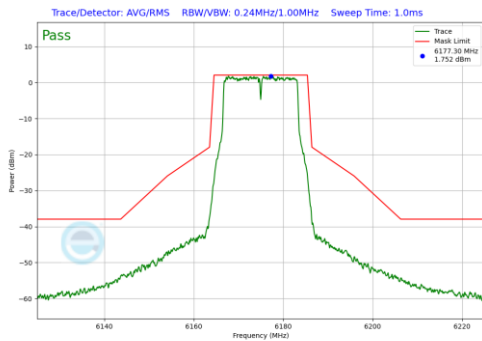
7.5.1 Antenna 5T In-Band Emission Measurements – SP

| | Frequency [MHz] | Channel No. | 802.11 Mode | Data Rate [Mbps] | Antenna 5T In-Band Emission |
|--------|-----------------|-------------|-------------|---------------------|-----------------------------|
| Band 5 | 5955 | 1 | a | 24 | Pass |
| | 6175 | 45 | a | 54 | Pass |
| | 6415 | 93 | a | 24 | Pass |
| | 5955 | 1 | ax (20MHz) | 135/143.4 (MCS11) | Pass |
| | 6175 | 45 | ax (20MHz) | 49/51.6 (MCS4) | Pass |
| | 6415 | 93 | ax (20MHz) | 135/143.4 (MCS11) | Pass |
| | 5965 | 3 | ax (40MHz) | 271/286.8 (MCS11) | Pass |
| | 6165 | 43 | ax (40MHz) | 271/286.8 (MCS11) | Pass |
| | 6405 | 91 | ax (40MHz) | 271/286.8 (MCS11) | Pass |
| | 5985 | 7 | ax (80MHz) | 567/600.5 (MCS11) | Pass |
| | 6145 | 39 | ax (80MHz) | 567/600.5 (MCS11) | Pass |
| | 6385 | 87 | ax (80MHz) | 204/216.2 (MCS4) | Pass |
| | 6025 | 15 | ax (160MHz) | 1020.8/1201 (MCS11) | Pass |
| | 6181 | 47 | ax (160MHz) | 1020.8/1201 (MCS11) | Pass |
| | 6345 | 79 | ax (160MHz) | 1020.8/1201 (MCS11) | Pass |
| Band 6 | 6435 | 97 | a | 54 | Pass |
| | 6475 | 105 | a | 54 | Pass |
| | 6515 | 113 | a | 54 | Pass |
| | 6435 | 97 | ax (20MHz) | 49/51.6 (MCS4) | Pass |
| | 6475 | 105 | ax (20MHz) | 135/143.4 (MCS11) | Pass |
| | 6515 | 113 | ax (20MHz) | 135/143.4 (MCS11) | Pass |
| | 6445 | 99 | ax (40MHz) | 271/286.8 (MCS11) | Pass |
| | 6485 | 107 | ax (40MHz) | 271/286.8 (MCS11) | Pass |
| | 6525 | 115 | ax (40MHz) | 271/286.8 (MCS11) | Pass |
| | 6465 | 103 | ax (80MHz) | 204/216.2 (MCS4) | Pass |
| | 6505 | 111 | ax (160MHz) | 1020.8/1201 (MCS11) | Pass |
| Band 7 | 6535 | 117 | a | 12 | Pass |
| | 6695 | 149 | a | 54 | Pass |
| | 6875 | 181 | a | 24 | Pass |
| | 6535 | 117 | ax (20MHz) | 135/143.4 (MCS11) | Pass |
| | 6695 | 149 | ax (20MHz) | 49/51.6 (MCS4) | Pass |
| | 6875 | 181 | ax (20MHz) | 24/25.8 (MCS2) | Pass |
| | 6565 | 123 | ax (40MHz) | 98/103.2 (MCS4) | Pass |
| | 6725 | 155 | ax (40MHz) | 98/103.2 (MCS4) | Pass |
| | 6845 | 179 | ax (40MHz) | 271/286.8 (MCS11) | Pass |
| | 6545 | 135 | ax (80MHz) | 204/216.2 (MCS4) | Pass |
| | 6705 | 151 | ax (80MHz) | 567/600.5 (MCS11) | Pass |
| | 6865 | 167 | ax (80MHz) | 567/600.5 (MCS11) | Pass |
| | 6665 | 143 | ax (160MHz) | 1020.8/1201 (MCS11) | Pass |

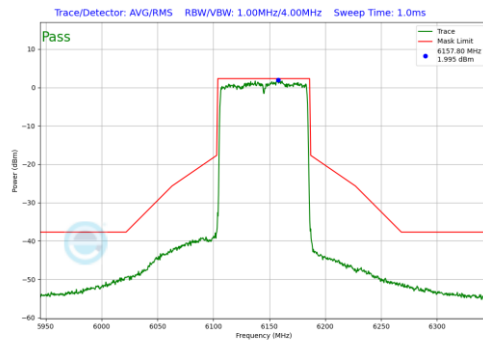
Table 7-58. In-Band Emission Measurements Antenna 5T

| | | | |
|---|---|---------------------------------------|-----------------------------------|
| FCC ID: BCGA3269 IC: 579C-A3269 |  | MEASUREMENT REPORT (CERTIFICATION) | Approved by: Technical Manager |
| Test Report S/N: 1C2410210075-23.BCG | Test Dates: 10/25/2024 - 1/2/2025 | EUT Type: Tablet Device | Page 119 of 264 |

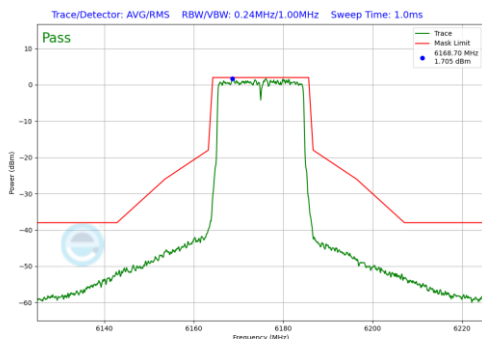
V 10.6 10/27/2023



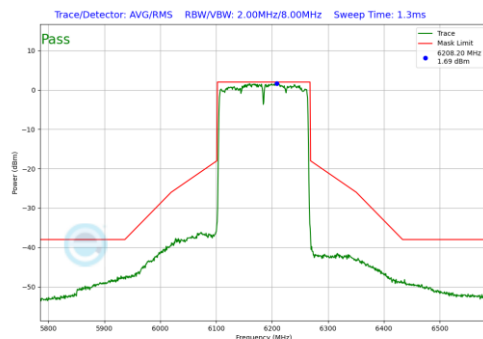
Plot 7-281. In-Band Emission Plot Antenna 5T (20MHz 802.11a (UNII Band 5) – Ch. 45)



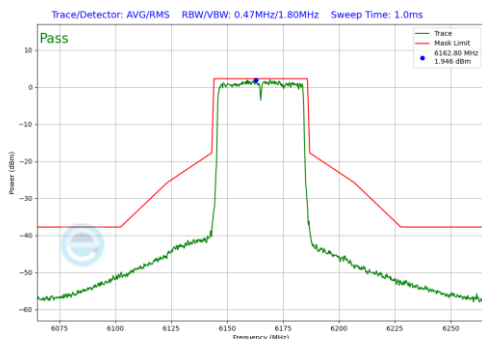
Plot 7-284. In-Band Emission Plot Antenna 5T (80MHz 802.11ax (UNII Band 5) – Ch. 39)



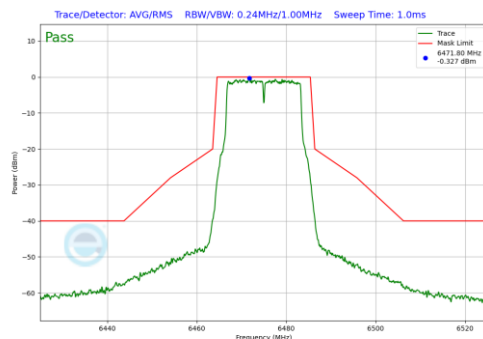
Plot 7-282. In-Band Emission Plot Antenna 5T (20MHz 802.11ax (UNII Band 5) – Ch. 45)



Plot 7-285. In-Band Emission Plot Antenna 5T (160MHz 802.11ax (UNII Band 5) – Ch. 47)

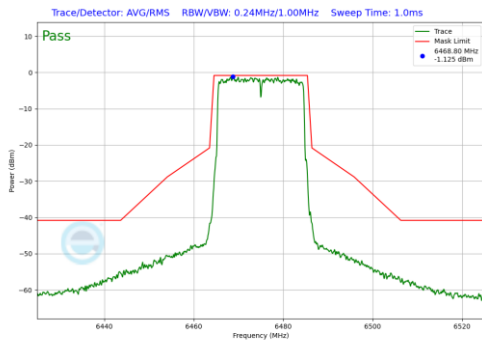


Plot 7-283. In-Band Emission Plot Antenna 5T (40MHz 802.11ax (UNII Band 5) – Ch. 43)

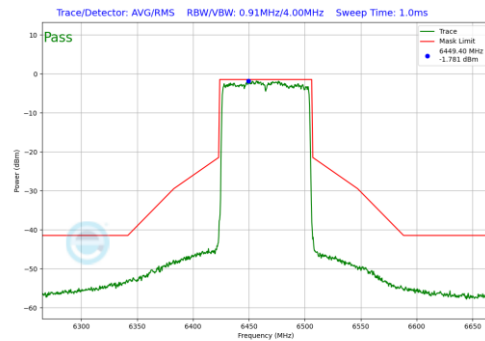


Plot 7-286. In-Band Emission Plot Antenna 5T (20MHz 802.11a (UNII Band 6) – Ch. 105)

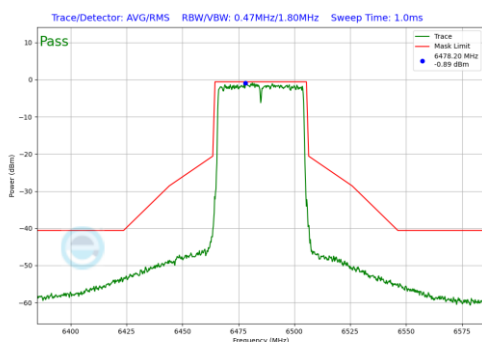
| | | | |
|---|---|---------------------------------------|-----------------------------------|
| FCC ID: BCGA3269 IC: 579C-A3269 |  | MEASUREMENT REPORT (CERTIFICATION) | Approved by: Technical Manager |
| Test Report S/N: 1C2410210075-23.BCG | Test Dates: 10/25/2024 - 1/2/2025 | EUT Type: Tablet Device | Page 120 of 264 |



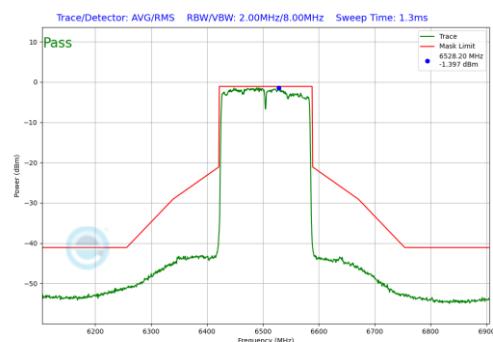
Plot 7-287. In-Band Emission Plot Antenna 5T (20MHz 802.11ax (UNII Band 6) – Ch. 105)



Plot 7-289. In-Band Emission Plot Antenna 5T (80MHz 802.11ax (UNII Band 6) – Ch. 103)



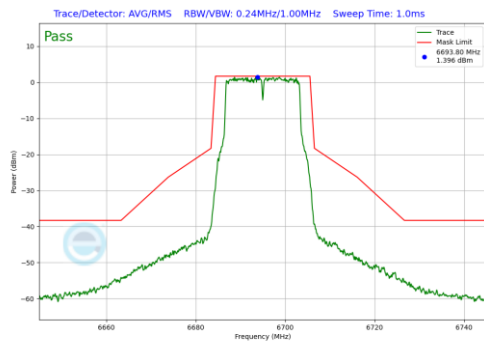
Plot 7-288. In-Band Emission Plot Antenna 5T (40MHz 802.11ax (UNII Band 6) – Ch. 107)



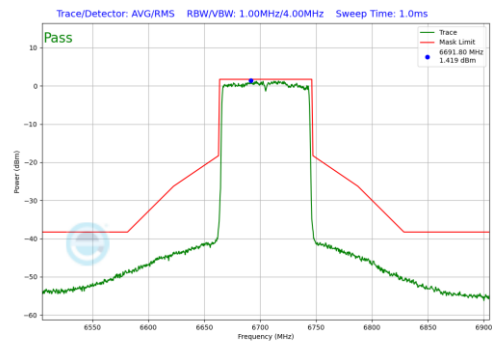
Plot 7-290. In-Band Emission Plot Antenna 5T (160MHz 802.11ax (UNII Band 6) – Ch. 111)

| | | | |
|---|---|---------------------------------------|-----------------------------------|
| FCC ID: BCGA3269 IC: 579C-A3269 |  | MEASUREMENT REPORT (CERTIFICATION) | Approved by: Technical Manager |
| Test Report S/N: 1C2410210075-23.BCG | Test Dates: 10/25/2024 - 1/2/2025 | EUT Type: Tablet Device | Page 121 of 264 |

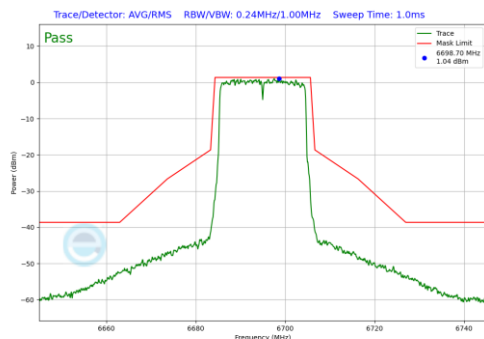
V 10.6 10/27/2023



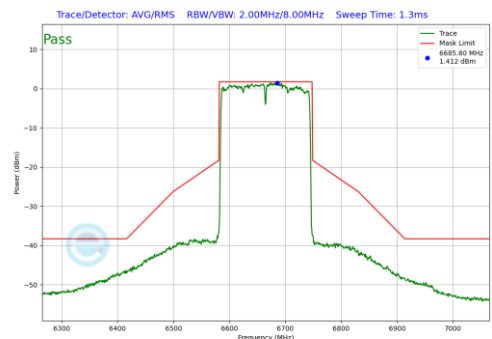
Plot 7-291. In-Band Emission Plot Antenna 5T (20MHz 802.11a (UNII Band 7) – Ch. 149)



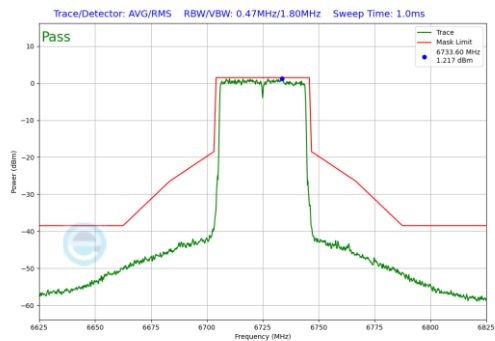
Plot 7-294. In-Band Emission Plot Antenna 5T (80MHz 802.11ax (UNII Band 7) – Ch. 151)



Plot 7-292. In-Band Emission Plot Antenna 5T (20MHz 802.11ax (UNII Band 7) – Ch. 149)



Plot 7-295. In-Band Emission Plot Antenna 5T (160MHz 802.11ax (UNII Band 7) – Ch. 143)



Plot 7-293. In-Band Emission Plot Antenna 5T (40MHz 802.11ax (UNII Band 7) – Ch. 155)

| | | | | |
|---|---|---|--|--|
| FCC ID: BCGA3269 IC: 579C-A3269 |  | MEASUREMENT REPORT (CERTIFICATION) | | Approved by: Technical Manager |
| Test Report S/N: 1C2410210075-23.BCG | Test Dates: 10/25/2024 - 1/2/2025 | EUT Type: Tablet Device | | Page 122 of 264 |

7.5.2 Antenna 5T In-Band Emission Measurements – LPI

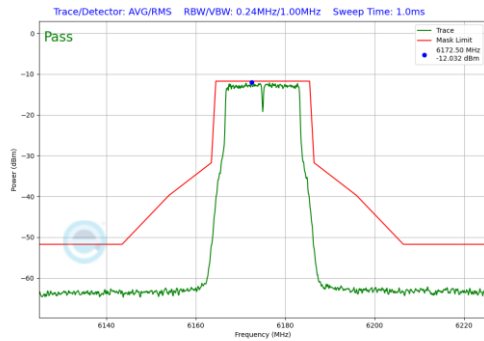
| | Frequency [MHz] | Channel No. | 802.11 Mode | Data Rate [Mbps] | Antenna 5T In-Band Emission |
|--------|-----------------|-------------|-------------|---------------------|-----------------------------|
| Band 5 | 5955 | 1 | a | 54 | Pass |
| | 6175 | 45 | a | 54 | Pass |
| | 6415 | 93 | a | 24 | Pass |
| | 5955 | 1 | ax (20MHz) | 135/143.4 (MCS11) | Pass |
| | 6175 | 45 | ax (20MHz) | 24/25.8 (MCS2) | Pass |
| | 6415 | 93 | ax (20MHz) | 49/51.6 (MCS4) | Pass |
| | 5965 | 3 | ax (40MHz) | 271/286.8 (MCS11) | Pass |
| | 6165 | 43 | ax (40MHz) | 49/51.6 (MCS2) | Pass |
| | 6405 | 91 | ax (40MHz) | 98/103.2 (MCS4) | Pass |
| | 5985 | 7 | ax (80MHz) | 204/216.2 (MCS4) | Pass |
| | 6145 | 39 | ax (80MHz) | 102/108.1 (MCS2) | Pass |
| | 6385 | 87 | ax (80MHz) | 204/216.2 (MCS4) | Pass |
| | 6025 | 15 | ax (160MHz) | 1020.8/1201 (MCS11) | Pass |
| | 6185 | 47 | ax (160MHz) | 367.5/432.4 (MCS4) | Pass |
| Band 6 | 6345 | 79 | ax (160MHz) | 1020.8/1201 (MCS11) | Pass |
| | 6435 | 97 | a | 54 | Pass |
| | 6475 | 105 | a | 54 | Pass |
| | 6515 | 113 | a | 12 | Pass |
| | 6435 | 97 | ax (20MHz) | 135/143.4 (MCS11) | Pass |
| | 6475 | 105 | ax (20MHz) | 135/143.4 (MCS11) | Pass |
| | 6515 | 113 | ax (20MHz) | 135/143.4 (MCS11) | Pass |
| | 6445 | 99 | ax (40MHz) | 49/51.6 (MCS2) | Pass |
| | 6485 | 107 | ax (40MHz) | 271/286.8 (MCS11) | Pass |
| | 6525 | 115 | ax (40MHz) | 271/286.8 (MCS11) | Pass |
| Band 7 | 6465 | 103 | ax (80MHz) | 102/108.1 (MCS2) | Pass |
| | 6505 | 111 | ax (160MHz) | 367.5/432.4 (MCS4) | Pass |
| | 6535 | 117 | a | 54 | Pass |
| | 6695 | 149 | a | 54 | Pass |
| | 6875 | 185 | a | 49/51.6 (MCS2) | Pass |
| | 6535 | 117 | ax (20MHz) | 135/143.4 (MCS11) | Pass |
| | 6695 | 149 | ax (20MHz) | 135/143.4 (MCS11) | Pass |
| | 6875 | 185 | ax (20MHz) | 135/143.4 (MCS11) | Pass |
| | 6565 | 123 | ax (40MHz) | 271/286.8 (MCS11) | Pass |
| | 6725 | 155 | ax (40MHz) | 271/286.8 (MCS11) | Pass |
| | 6845 | 179 | ax (40MHz) | 271/286.8 (MCS11) | Pass |
| | 6545 | 119 | ax (80MHz) | 204/216.2 (MCS4) | Pass |
| | 6705 | 151 | ax (80MHz) | 204/216.2 (MCS4) | Pass |
| | 6865 | 183 | ax (80MHz) | 204/216.2 (MCS4) | Pass |
| Band 8 | 6665 | 143 | ax (160MHz) | 367.5/432.4 (MCS4) | Pass |
| | 6825 | 175 | ax (160MHz) | 1020.8/1201 (MCS11) | Pass |
| | 6895 | 189 | a | 54 | Pass |
| | 6995 | 209 | a | 54 | Pass |
| | 7115 | 233 | a | 24 | Pass |
| | 6895 | 189 | ax (20MHz) | 135/143.4 (MCS11) | Pass |
| | 6995 | 209 | ax (20MHz) | 24/25.8 (MCS2) | Pass |
| | 7115 | 233 | ax (20MHz) | 49/51.6 (MCS4) | Pass |
| | 6885 | 187 | ax (40MHz) | 98/103.2 (MCS4) | Pass |
| | 7005 | 211 | ax (40MHz) | 12 | Pass |
| | 7085 | 227 | ax (40MHz) | 271/286.8 (MCS11) | Pass |
| | 6945 | 199 | ax (80MHz) | 102/108.1 (MCS2) | Pass |
| | 7025 | 215 | ax (80MHz) | 567/600.5 (MCS11) | Pass |
| | 6985 | 207 | ax (160MHz) | 367.5/432.4 (MCS4) | Pass |

Table 7-59. In-Band Emission Measurements Antenna 5T

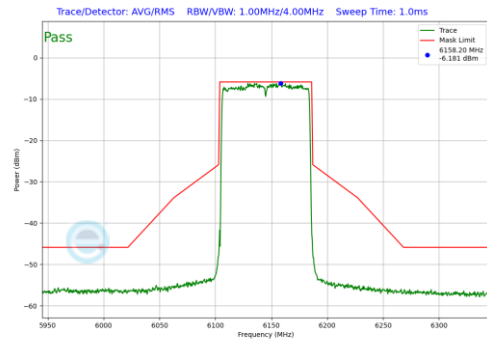
| | | | |
|---|---|---------------------------------------|-----------------------------------|
| FCC ID: BCGA3269 IC: 579C-A3269 |  | MEASUREMENT REPORT (CERTIFICATION) | Approved by: Technical Manager |
| Test Report S/N: 1C2410210075-23.BCG | Test Dates: 10/25/2024 - 1/2/2025 | EUT Type: Tablet Device | Page 123 of 264 |

V 10.6 10/27/2023

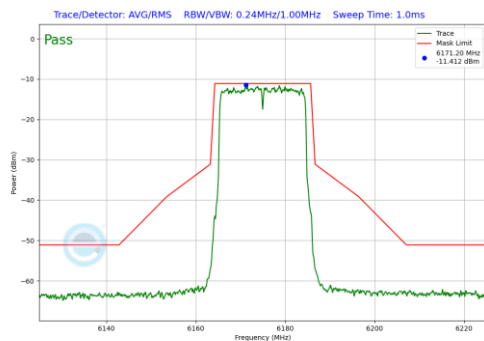
Unless otherwise specified, no part of this report may be reproduced or utilized in any part, form or by any means, electronic or mechanical, including photocopying and microfilm, without permission in writing from Element. If you have any questions about this or have an enquiry about obtaining additional rights to this report or assembly of contents thereof, please contact ct.info@element.com.



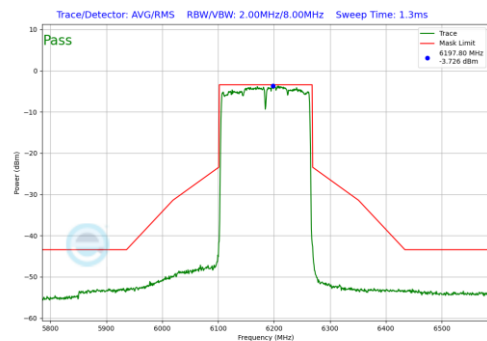
Plot 7-296. In-Band Emission Plot Antenna 5T (20MHz 802.11a (UNII Band 5) – Ch. 45)



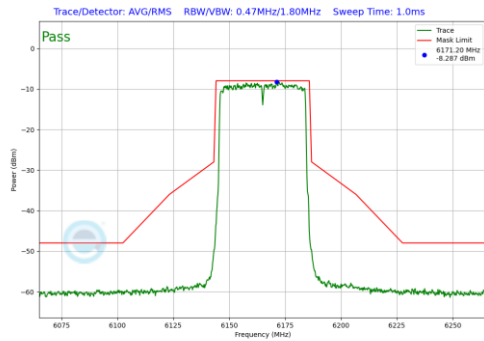
Plot 7-299. In-Band Emission Plot Antenna 5T (80MHz 802.11ax (UNII Band 5) – Ch. 39)



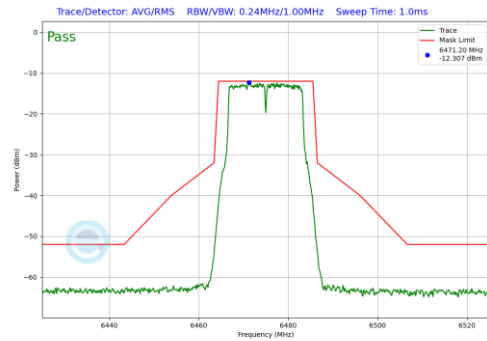
Plot 7-297. In-Band Emission Plot Antenna 5T (20MHz 802.11ax (UNII Band 5) – Ch. 45)



Plot 7-300. In-Band Emission Plot Antenna 5T (160MHz 802.11ax (UNII Band 5) – Ch. 47)

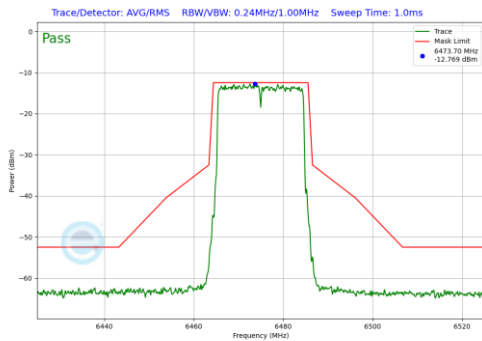


Plot 7-298. In-Band Emission Plot Antenna 5T (40MHz 802.11ax (UNII Band 5) – Ch. 43)

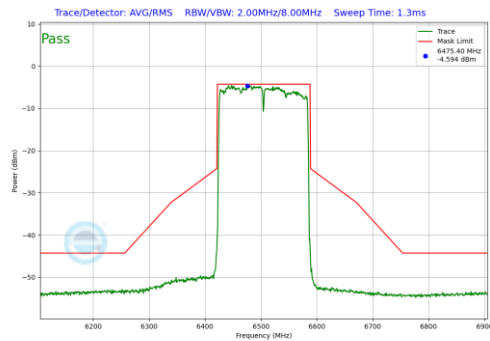


Plot 7-301. In-Band Emission Plot Antenna 5T (20MHz 802.11a (UNII Band 6) – Ch. 105)

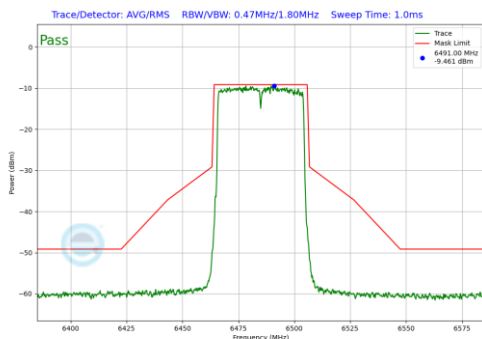
| | | | | |
|---|---|----------------------------|---------------------------------------|-----------------------------------|
| FCC ID: BCGA3269 IC: 579C-A3269 |  | | MEASUREMENT REPORT (CERTIFICATION) | Approved by: Technical Manager |
| Test Report S/N: 1C2410210075-23.BCG | Test Dates: 10/25/2024 - 1/2/2025 | EUT Type: Tablet Device | | Page 124 of 264 |



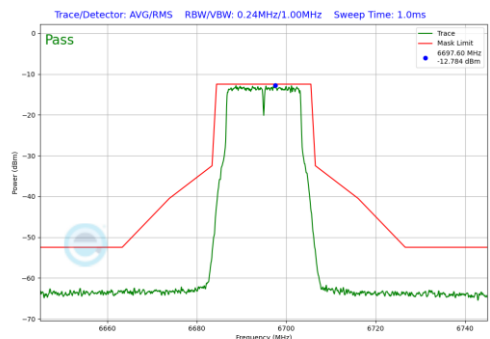
Plot 7-302. In-Band Emission Plot Antenna 5T (20MHz 802.11ax (UNII Band 6) – Ch. 105)



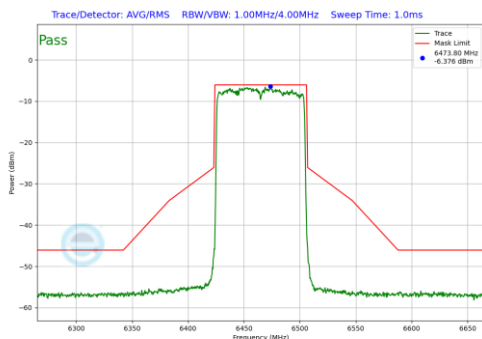
Plot 7-305. In-Band Emission Plot Antenna 5T (160MHz 802.11ax (UNII Band 6) – Ch. 111)



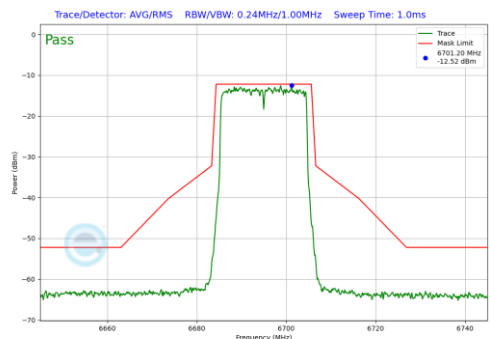
Plot 7-303. In-Band Emission Plot Antenna 5T (40MHz 802.11ax (UNII Band 6) – Ch. 107)



Plot 7-306. In-Band Emission Plot Antenna 5T (20MHz 802.11a (UNII Band 7) – Ch. 149)



Plot 7-304. In-Band Emission Plot Antenna 5T (80MHz 802.11ax (UNII Band 6) – Ch. 103)

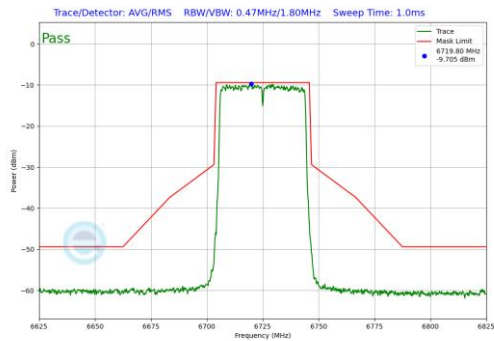


Plot 7-307. In-Band Emission Plot Antenna 5T (20MHz 802.11ax (UNII Band 7) – Ch. 149)

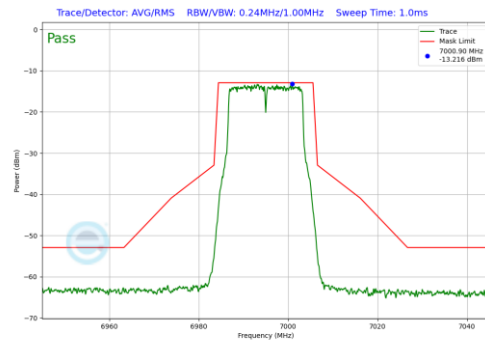
| | | | |
|---|---|---------------------------------------|-----------------------------------|
| FCC ID: BCGA3269 IC: 579C-A3269 |  | MEASUREMENT REPORT (CERTIFICATION) | Approved by: Technical Manager |
| Test Report S/N: 1C2410210075-23.BCG | Test Dates: 10/25/2024 - 1/2/2025 | EUT Type: Tablet Device | Page 125 of 264 |

V 10.6 10/27/2023

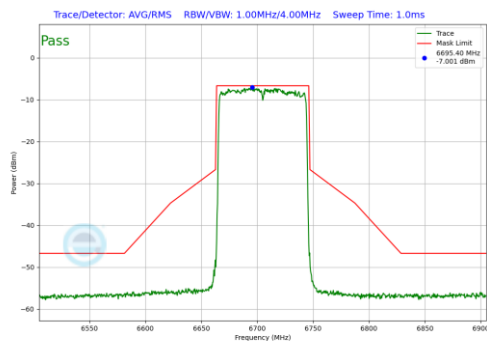
Unless otherwise specified, no part of this report may be reproduced or utilized in any part, form or by any means, electronic or mechanical, including photocopying and microfilm, without permission in writing from Element. If you have any questions about this or have an enquiry about obtaining additional rights to this report or assembly of contents thereof, please contact ct.info@element.com.



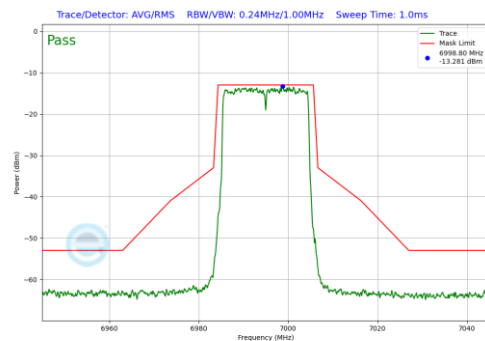
Plot 7-308. In-Band Emission Plot Antenna 5T (40MHz 802.11ax (UNII Band 7) – Ch. 155)



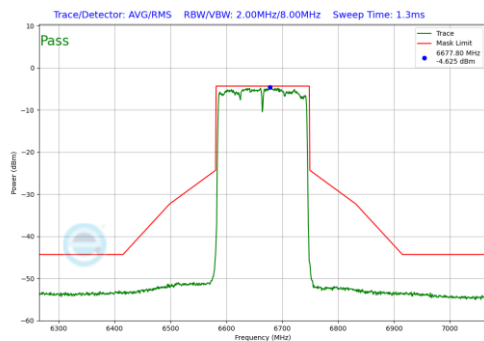
Plot 7-311. In-Band Emission Plot Antenna 5T (20MHz 802.11a (UNII Band 8) – Ch. 209)



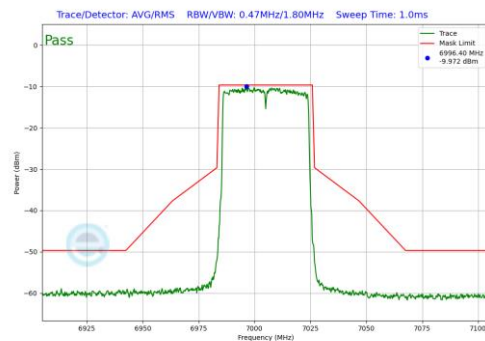
Plot 7-309. In-Band Emission Plot Antenna 5T (80MHz 802.11ax (UNII Band 7) – Ch. 151)



Plot 7-312. In-Band Emission Plot Antenna 5T (20MHz 802.11ax (UNII Band 8) – Ch. 209)

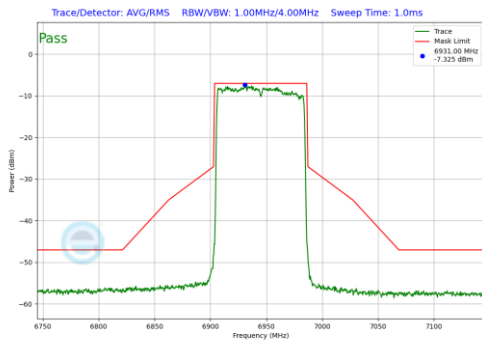


Plot 7-310. In-Band Emission Plot Antenna 5T (160MHz 802.11ax (UNII Band 7) – Ch. 143)

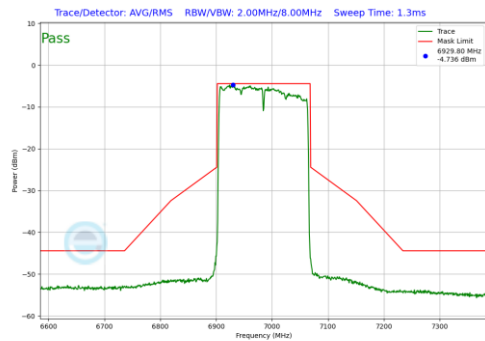


Plot 7-313. In-Band Emission Plot Antenna 5T (40MHz 802.11ax (UNII Band 8) – Ch. 211)

| | | | | |
|---|---|---|--|--|
| FCC ID: BCGA3269 IC: 579C-A3269 |  | MEASUREMENT REPORT (CERTIFICATION) | | Approved by: Technical Manager |
| Test Report S/N: 1C2410210075-23.BCG | Test Dates: 10/25/2024 - 1/2/2025 | EUT Type: Tablet Device | | Page 126 of 264 |



Plot 7-314. In-Band Emission Plot Antenna 5T (80MHz 802.11ax (UNII Band 8) – Ch. 199)



Plot 7-315. In-Band Emission Plot Antenna 5T (160MHz 802.11ax (UNII Band 8) – Ch. 207)

| | | | |
|--|---|---|--|
| FCC ID: BCGA3269 IC: 579C-A3269 |  | MEASUREMENT REPORT (CERTIFICATION) | Approved by: Technical Manager |
| Test Report S/N: 1C2410210075-23.BCG | Test Dates: 10/25/2024 - 1/2/2025 | EUT Type: Tablet Device | Page 127 of 264 |