

actxa

Swift

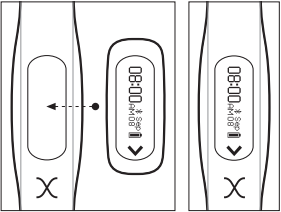
Activity Tracker

Model No: AX-A101

Quick Start & Warranty

01 › Assemble The Swift

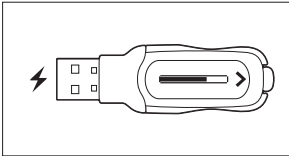
The Swift activity tracker comes with a base unit and a strap. For optimal comfort and water resistance, ensure that the base unit is securely fitted into the strap.



02 › Switch The Swift On

To conserve battery, the activity tracker is set to hibernation mode during manufacturing. For first time usage, place the device into the charging cradle and charge it with a USB port for 2 hours. The device will start up and be ready for use.

Whenever the battery indicator displays low battery level, you should fully charge the activity tracker before using it. Refer to the section on 'Charging The Battery'.



03 › Install The App


Download the Actxa App to set up your personal account and activate the Swift activity tracker. The Actxa App can be installed from the App Store or Google Play.

Download on the App Store

ANDROID APP ON Google play

04 › Sync The Swift With The Actxa App

Launch the Actxa App and follow the on-screen instructions to activate your product and pair the device with your smart phone. You will be prompted to scan a QR code or manually enter the license key on the license key card located in the product box during set-up. After the device is successfully paired, you will then be able to sync your activity information from the device to the App.



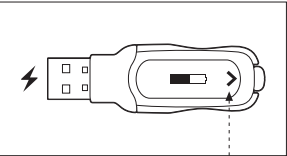
Operation

For optimal accuracy, wear the device on your non-dominant hand. For example, if you are a right-hander, wear the device on your left hand. To activate the display, simply tap at the arrow on the screen. Tap continuously to view different activity information.

08:00 AM 08	10000
Time/Date	Steps
300 kcal	6.00 km
Calories Burned	Distance
01h 30min	08:30 AM
Activity Time	Alarm
DIANE NAGLE	MESSAGE
Call Alert	Message Alert

Charging The Battery


The battery indicator is displayed on the home screen of the device. Charge the device when there is 1 bar left on the battery indicator. Place the device into the charging cradle with touch arrow pointing away from the USB port. The whole charging process should take less than 2 hours. A fully charged device should last for approximately 5 days.



For charging, place the device into the charging cradle with touch arrow pointing away from the USB port.

Water Resistant

When the base unit is securely fitted to the strap (Refer to 01 › Assemble The Swift), the device is water resistant and can withstand accidental splashing. However, please remove the device when swimming, engaging in water sports or entering a steam/sauna room.



License & Copyright

© 2016 Actxa Pte Ltd. All rights reserved. Actxa, the Actxa logo, Swift and the Swift logo are trademarks or registered trademarks of Actxa Pte Ltd, in Singapore and/or other countries. The Bluetooth® word mark and logos are registered trademarks owned by Bluetooth SIG Inc. Apple and the Apple logo are trademarks of Apple Inc., registered in the U.S. and other countries. App Store is a service mark of Apple Inc., Android, Google Play and the Google Play logo are trademarks of Google Inc., and any use of such marks by Actxa Pte Ltd is under license. All other trademarks and trade names are those of their respective owners. All specifications are subject to change without prior notice. Use of this product is subject to a limited hardware warranty. Actual contents may differ slightly from those pictured.

Declaration Of Conformity

Hereby, Actxa Pte Ltd declares that this Activity Tracker is in compliance with the essential requirements and other relevant provisions of Directive 1999/5/EC. The full text of the EU declaration of conformity is available at [www.actxa.com](http://www.actxa.com).

Supplementary documentation for this product includes DoC and safety and regulatory information. These documents can be downloaded from the [www.actxa.com](http://www.actxa.com).

The information in this document is subject to change without notice and does not represent a commitment on the part of Actxa Pte Ltd. No part of this document may be reproduced or transmitted in any form or by any means, electronic or mechanical, including photocopying and recording, for any purpose without the written permission of Actxa Pte Ltd.

For more information about Actxa Pte Ltd and Actxa's products, please visit the [www.actxa.com](http://www.actxa.com).

Regulatory And Safety Notices

**FCC Statement**

Changes or modifications not expressly approved by the party responsible for compliance could void the user's authority to operate the equipment.

This equipment has been tested and found to comply with the limits for a Class B digital device, pursuant to Part 15 of the FCC Rules.

These limits are designed to provide reasonable protection against harmful interference in a residential installation. This equipment generates uses and can radiate radio frequency energy and, if not installed and used in accordance with the instructions, may cause harmful interference to radio communications. However, there is no guarantee that interference will not occur in a particular installation.

Regulatory And Safety Notices

If this equipment does cause harmful interference to radio or television reception, which can be determined by turning the equipment off and on, the user is encouraged to try to correct the interference by one or more of the following measures:

- Reorient or relocate the receiving antenna.
- Increase the separation between the equipment and receiver.
- Connect the equipment into an outlet on a circuit different from that to which the receiver is connected.
- Consult the dealer or an experienced radio/TV technician for help

This device complies with part 15 of the FCC rules. Operation is subject to the following two conditions (1) this device may not cause harmful interference, and (2) this device must accept any interference received, including interference that may cause undesired operation.

Limited Product Warranty

The Actxa Swift activity tracker (The 'Product') is guaranteed against manufacturer's defects for a period of 1 year from the date of purchase. This warranty only covers defects in materials and workmanship. If the activity tracker is found to be faulty due to defects in materials and workmanship, the authorized service provider will replace it with a new activity tracker.

The warranty does not cover normal wear and tear, excessive abuse or misuse and damage arising from failure to follow instructions relating to the Product's use. This Limited Warranty does not cover the services provided by Actxa Pte Ltd or any 3rd party service provider to owners of the Product. All warranty claims must be accompanied by a sales receipt and this warranty booklet.

Please visit [support.actxa.com](http://support.actxa.com) for more information.

PN: AX-A101-3000-000

Complies with IDA Standards DA107472

[www.actxa.com](http://www.actxa.com)

Actxa Swift Quick Start Leaflet & Warranty (Nordic) V-160628 • Size : 46mm (W) X 65mm (H) (Closed) • Colour : 4C x 4C



Sticker with all the barcodes  
Size : 44mm x 28mm