

FCC SAR Test Report

<Photographs of EUT>



Sample A




Sample B

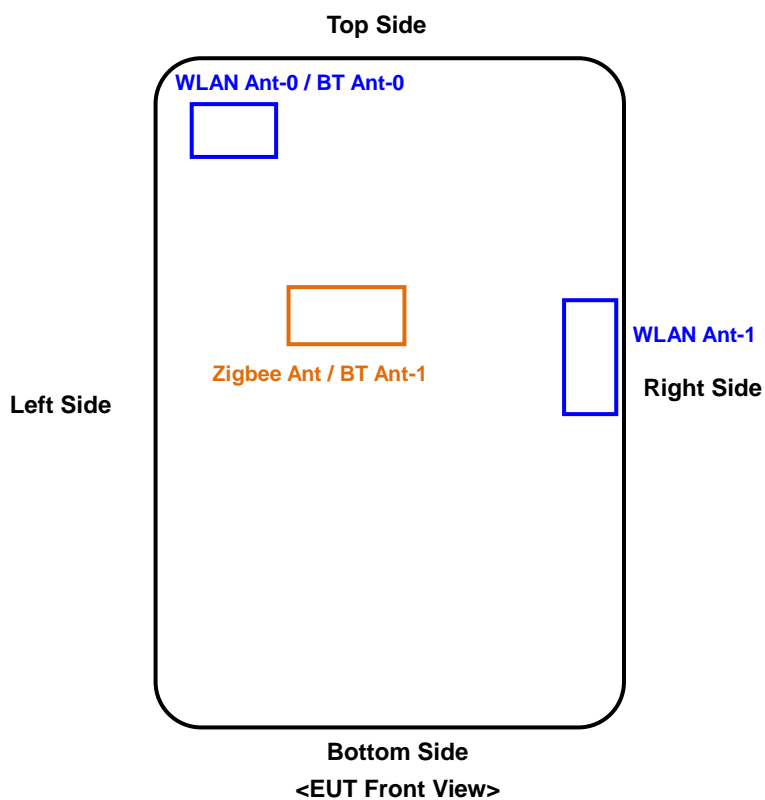


Battery





<Antenna Location>








The separation distance for antenna to edge:

Antenna	To Top Side (mm)	To Bottom Side (mm)	To Left Side (mm)	To Right Side (mm)
WLAN Ant 0 / BT Ant 0	12.8	174	11	64.5
WLAN Ant 1	80	112	81	3.3
Zigbee Ant / BT Ant 1	69.8	138	27	27

<Photographs of SAR Setup>

Sample A



	
<p>Body - Front Face of EUT at 0 mm Panel Outside w/ Holster</p>	<p>Body - Rear Face of EUT at 15 mm Panel Outside w/ Holster</p>
	
<p>Body - Front Face of EUT at 0 mm Panel Inside w/ Holster</p>	<p>Body - Rear Face of EUT at 15 mm Panel Inside w/ Holster</p>


Sample B



Head - Right Cheek



Body - Front Face of EUT at 15 mm



Body - Rear Face of EUT at 15 mm