

Annex C

Test setup photographs

part of / in addition to

Test report no.: 24060270-41017-2

Table of contents

1. Measurements in frequency range $f < 30$ MHz

2. Measurements in frequency range $30\text{ MHz} < f < 1000$ MHz

3. Measurements in frequency range $1\text{ GHz} < f < 40$ GHz

4. Transmission time measurement test.....

3


5

6

11

1. Measurements in frequency range $f < 30$ MHz

Photograph 1: Overall view.




Photograph 2: Close view 1, lying.



Annex C of TR no.: **24060270-41017-2**

Photograph 3: Close view 1, staying.



2. Measurements in frequency range $30 \text{ MHz} < f < 1000 \text{ MHz}$

Photograph 4: Overall view.



3. Measurements in frequency range $1\text{ GHz} < f < 40\text{ GHz}$

Photograph 5: Overall view 1.




Photograph 6: Overall view 2.




Annex C of TR no.: 24060270-41017-2

Photograph 7: Overall view 3.




Photograph 8: Overall view 4.




Annex C of TR no.: **24060270-41017-2**

Photograph 9: Overall view 5.



Photograph 10: Overall view 6.



Annex C of TR no.: **24060270-41017-2**

Photograph 11: Overall view 7.



Photograph 12: Close view 1.



Annex C of TR no.: **24060270-41017-2**

Photograph 13: Close view 2.



Annex C of TR no.: 24060270-41017-2

4. Transmission time measurement test

Photograph 14: Overall view 1, door open.




Annex C of TR no.: **24060270-41017-2**

Photograph 15: Overall view 2, door closed.



Photograph 16: Close view 1, EUT A.



Annex C of TR no.: **24060270-41017-2**

Photograph 17: Close view 2, AE1.

