⚠ IMPORTANT

PLEASE DO NOT RETURN TO STORE

If You're Having Trouble, We're Here to Help!

STOP

Call us 24/7 at 1-855-292-4087
E-mail us at support@alteclansing.com or visit us at alteclansing.com

REGISTER YOUR PRODUCT

To receive news, exclusive deals, OTA or firmware updates, warranty information and more please register your product at

alteclansingsupport.com

ALTEC LANSING

ALTEC LANSING

WELCOME

Thank you for purchasing an Altec Lansing product.
It's our goal to make sure you are happy. Share your happiness with our customer concierge.

ALTEC LANSING

follow us @alteclansingofficial

follow us @alteclansing

follow us @alteclansingofficial

12 Month Limited Warranty

All Altec Lansing products come with 12 month limited warranty from the date of its original purchase

24 Hour Customer Support

We love our customers, and we care about your experience with Altec Lansing. If you need assistance, please call us at 1.855.292.4087 or e-mail **alsupport@sakar.com**

www.alteclansing.com

ALTEC LANSING

JUST LISTEN.

HydraOrbit Everythingproof™ Wireless Speaker

IMW1051

QUICK START GUIDE

IMW1050SU-230921

In the Box

IMW1050 HydraOrbit Everythingproof™ Wireless Speaker

USB-C Charging Cable

Strap

A Closer Look

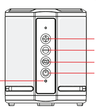

LED Indicator Light

Volume Up/Next Track
Volume Down/Previous Track
Link Button
Power Button/ Answer Calls/Voice Assistant

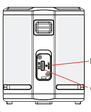

Reset

Charging Port

Charging

≈5 Hours Full Charge

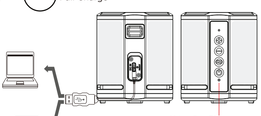

(red) = Charging

(off) = Charging Complete

Battery Warning:
When power is low, the light indicator will flash red 3 times.

Powering On/ Bluetooth Pairing

1-2 SEC PRESS & HOLD

Pairing Mode Blue Flashing LED

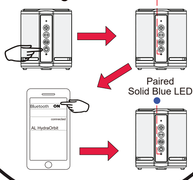

Paired Solid Blue LED

Speaker Controls

PRESS	PRESS & HOLD (2 sec)
Play/Pause	ON/OFF
+ Volume Up	+ Next Track
- Volume Down	- Previous Track
Answer & End Call	Reject Incoming Call

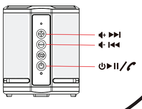

True Wireless Pairing

Turn on the first speaker and connect It with a Bluetooth compatible device.

PRESS & HOLD 1-2 SEC

Turn on the second speaker and press the button on that speaker.

Flashing Green = Pairing

Second Speaker

Press and hold the button for 2-3 seconds on the first speaker. The first speaker will now connect to the second so they both play in sync. The Indicator LEDs will illuminate green. *To end TWS press & hold the power button on either speaker*

Solid Green = Paired

First Speaker

Using True Wireless Pairing, this speaker will also pair with IMW1000 HydraMini, IMW1020 HydraMicro, and IMW1100 HydraMotion.

Voice Assistant / Reset

Press x2

To activate Voice Assistant (Siri or Google Assistant) when connected to phone.

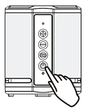

Reset- Press & Hold Volume ⊕ & ⊖

Disconnect Bluetooth: Press and hold for five seconds and the speaker will beep
Reset All connections: Press and hold for ten seconds and the speaker will power off. All pairing information is reset.

Blue and red lights will flash from the light indicator while speaker resets.

Overall battery performance varies dependent upon use setting, and environmental conditions. For further information, please visit www.alteclansing.com

Answering Calls

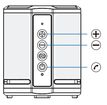

PRESS
+ Volume Up
− Volume Down
Answer Call/ End Call
PRESS & HOLD
Ignore Call

Specifications:

Battery	3.7V/1500mAh
Charging Voltage	5V
Charging Current	350mA
Bluetooth version	V5.0
Bluetooth Range	≥10m or 33ft
Waterproof Rating	IPX7
Charging Time	Approx. 5 Hours
Play Time	Approx. 10 Hours*

When volume is played at 50% or lower

FOLLOW US ON

#myalteclansing

Changes or modifications not expressly approved by the party responsible for compliance could void the user's authority to operate the equipment. This device complies with Part 15 of the FCC Rules. Operation is subject to the following two conditions: (1) this device may not cause harmful interference, and (2) this device must accept any interference received, including interference that may cause undesired operation.
This equipment has been tested and found to comply with the limits for a Class B digital device, pursuant to Part 15 of the FCC Rules. These limits are designed to provide reasonable protection against harmful interference in a residential installation. This equipment generates, uses and can radiate radio frequency energy and, if not installed and used in accordance with the instructions, may cause harmful interference to radio communications. However, there is no guarantee that interference will not occur in a particular installation.
If this equipment does cause harmful interference to radio or television reception, which can be determined by turning the equipment off and on, the user is encouraged to try to correct the interference by one or more of the following measures:
– Reorient or relocate the receiving antenna.
– Increase the separation between the equipment and receiver.
– Connect the equipment into an outlet on a circuit different from that to which the receiver is connected.
– Consult the dealer or an experienced radio/TV technician for help.

This equipment complies with FCC radiation exposure limits set forth for an uncontrolled environment.

This transmitter must not be co-located or operating in conjunction with any other antenna or transmitter.

Sakar International Inc.
195 Carter Drive
Edison, New Jersey 08817, USA
855-292-4087
www.alteclansing.com