



**FRONT VIEW**

ECOLINK INTELLIGENT TECHNOLOGY, INC.  
Z-WAVE GARAGE DOOR CONTROLLER  
MODEL: GDZW7-ECO

FCC SUBPART B AND C; RSS-210 AND RSS-GEN – RADIATED EMISSIONS – BELOW 1 GHz

**PHOTOGRAPH SHOWING THE EUT CONFIGURATION  
FOR MAXIMUM EMISSIONS**




**REAR VIEW**

ECOLINK INTELLIGENT TECHNOLOGY, INC.  
Z-WAVE GARAGE DOOR CONTROLLER  
MODEL: GDZW7-ECO

FCC SUBPART B AND C; RSS-210 AND RSS-GEN – RADIATED EMISSIONS – BELOW 1 GHz

**PHOTOGRAPH SHOWING THE EUT CONFIGURATION  
FOR MAXIMUM EMISSIONS**




**FRONT VIEW**

ECOLINK INTELLIGENT TECHNOLOGY, INC.  
Z-WAVE GARAGE DOOR CONTROLLER  
MODEL: GDZW7-ECO

FCC SUBPART B AND C; RSS-210 AND RSS-GEN – RADIATED EMISSIONS – ABOVE 1 GHz  
TRANSMIT MODE


**PHOTOGRAPH SHOWING THE EUT CONFIGURATION  
FOR MAXIMUM EMISSIONS**



**REAR VIEW**

ECOLINK INTELLIGENT TECHNOLOGY, INC.  
Z-WAVE GARAGE DOOR CONTROLLER  
MODEL: GDZW7-ECO  
FCC SUBPART B AND C; RSS-210 AND RSS-GEN – RADIATED EMISSIONS – ABOVE 1 GHz  
TRANSMIT MODE

**PHOTOGRAPH SHOWING THE EUT CONFIGURATION  
FOR MAXIMUM EMISSIONS**




**FRONT VIEW**

ECOLINK INTELLIGENT TECHNOLOGY, INC.  
Z-WAVE GARAGE DOOR CONTROLLER  
MODEL: GDZW7-ECO

FCC SUBPART B AND C; RSS-210 AND RSS-GEN – RADIATED EMISSIONS – ABOVE 1 GHz  
RECEIVE MODE

**PHOTOGRAPH SHOWING THE EUT CONFIGURATION  
FOR MAXIMUM EMISSIONS**



**REAR VIEW**

ECOLINK INTELLIGENT TECHNOLOGY, INC.  
Z-WAVE GARAGE DOOR CONTROLLER  
MODEL: GDZW7-ECO

FCC SUBPART B AND C; RSS-210 AND RSS-GEN – RADIATED EMISSIONS – ABOVE 1 GHz  
RECEIVE MODE

**PHOTOGRAPH SHOWING THE EUT CONFIGURATION  
FOR MAXIMUM EMISSIONS**



**FRONT VIEW**

ECOLINK INTELLIGENT TECHNOLOGY, INC.

Z-WAVE GARAGE DOOR CONTROLLER

MODEL: GDZW7-ECO

FCC SUBPART B AND C; AND RSS-GEN – CONDUCTED EMISSIONS

**PHOTOGRAPH SHOWING THE EUT CONFIGURATION  
FOR MAXIMUM EMISSIONS**



**REAR VIEW**

ECOLINK INTELLIGENT TECHNOLOGY, INC.  
Z-WAVE GARAGE DOOR CONTROLLER  
MODEL: GDZW7-ECO

FCC SUBPART B AND C; AND RSS-GEN – CONDUCTED EMISSIONS

**PHOTOGRAPH SHOWING THE EUT CONFIGURATION  
FOR MAXIMUM EMISSIONS**