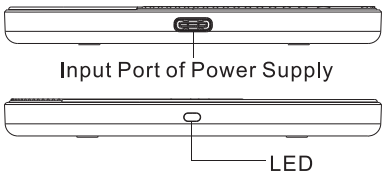


# 10W Wireless Charger VER:A

## Product Introduction

The wireless charger is an intelligent product, with simple design and compatible with any mobile phones with Qi standard. Mobile phone is without plug when charging, which is more convenient and efficient. It can bring you with limitless life experience as well as safe and free experience with wireless charging function.

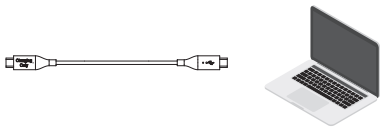
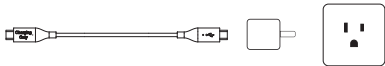
### Product Outline



This wireless charger could provide power supply for devices with built-in wireless charging receiver (such as iPhone 14, iPhone 14 Pro, iPhone 14 Pro Max Samsung Galaxy S22, ect)

## Instructions

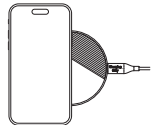
1. Insert one end of USB-C charging cable into power adaptor or computer. shown as below.



2. Insert another end of USB-C charging cable into USB-C port of the wireless charger. The LED indicator lights up to indicate well connectivity.



3. Place your phone on the wireless charger. Make sure that the phone is well located at the charging area of wireless charger. When the phone is being charged, the LED indicator will light up automatically to show charging status.



## Standard Accessories

10W Wireless Charger  
3ft(91.4cm) USB-C Cable  
User Manual

### Product Specification

Model NO: 10WCH  
Input: 5V---3A, 9V---2A  
Output: 10W (Max)  
Charging Distance: ≤5mm  
Charging Efficiency: ≥72%  
Size: D90x9mm

### Attention:

1. Please keep the charger away from water or other liquid.
2. If you need to clean the charger, please make sure it is not connected power supply.
3. Using Environment temperature remains 0 -30℃.

This device complies with part 15 of the FCC Rules. Operation is subject to the following two conditions:  
(1) this device may not cause harmful interference, and  
(2) this device must accept any interference received, including interference that may cause undesired operation.

NOTE: This equipment has been tested and found to comply with the limits for a Class B digital device, pursuant to Part 15 of the FCC Rules. These limits are designed to provide reasonable protection against harmful interference in a residential installation. This equipment generates, uses and can radiate radio frequency energy and, if not installed and used in accordance with the instructions,

may cause harmful interference to radio communications. However, there is no guarantee that interference will not occur in a particular installation. If this equipment does cause harmful interference to radio or television reception, which can be determined by turning the equipment off and on, the user is encouraged to try to correct the interference by one or more of the following measures:

- Reorient or relocate the receiving antenna
- Increase the separation between the equipment and receiver.
- Connect the equipment into an outlet on a circuit different from that to which the receiver is connected.
- Consult the dealer or an experienced radio/TV technician for help.

Note: This equipment complies with FCC radiation exposure limits set forth for an uncontrolled environment. This equipment should be installed and operated with minimum distance 20cm between the radiator and your body. This transmitter must not be co-located or operating in conjunction with any other antenna or transmitter. Changes or modifications not expressly approved by the party responsible for compliance could void the user's authority to operate the equipment.