



# Description of E-Label on the ZNFL555DL


1. FCC ID is applied by E-label on device.




[Step1]



[Step2]



[Step3]



FCC ID

E-Label display	
Step 1	Select Settings
Step 2	Select System
Step 3	Select Regulatory & safety

## Description of E-Label on the ZNFL555DL

2. FCC ID is applied on packaging.

FCC ID : ZNFL555DL

3. Instruction of E-label on the user manual

### Regulatory & safety

You can view regulatory marks and related information on your device.

On the settings screen, tap **System** > **Regulatory & safety**.