



# User Manual

Model: H6022

Govee Table Lamp 2

English

## Safety Instructions

Read and follow all the safety instructions:

- The lamp is not waterproof. Avoid exposing it to splashing or dripping water.
- The operating temperature should be within -10°C to 40°C (14°F to 104°F).
- The lamp's internal light source cannot be replaced individually. If it breaks, the entire lamp must be replaced.
- The lamp and the power adapter are meant to be used together. Do not attempt to use either of them with other devices or adapters.
- Do not use the lamp with a dimming driver.
- Avoid using the lamp near heat sources.
- Avoid using the lamp near potentially dangerous sources (e.g., candles, liquid-filled objects, etc.).

## Introduction

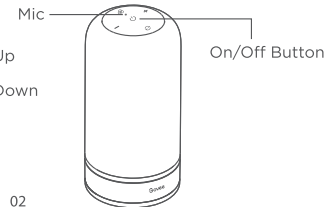
Thanks for choosing Govee Table Lamp 2. This table lamp emits warm and vibrant colors that can help with peaceful sleep and awaking gently, plus includes smart voice controls for effortless hands-free use.

## What You Get

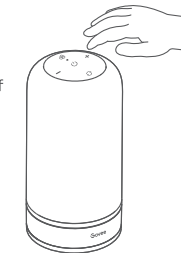
Table Lamp	1
Power Adapter	1
User Manual	1
Service Card	1

## At a Glance

- 🎨 Color Mode
- ⏻ Power On/Off
- 🎵 Scene Mode
- + Brightness Up
- Brightness Down



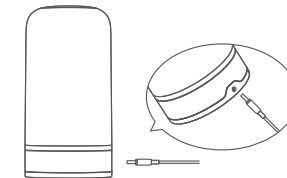
The Bedtime Switch feature allows the entire control touchpad to function as one big on/off button. This makes it easier when in the dark to tap anywhere on the top of the lamp and turn on light. This feature can be activated in the lamp's app settings.



On/Off Button	Press to power the lamp on or off.
+ Brightness	Press to increase the brightness.
- Brightness	Press to decrease the brightness
Scene Mode	Press to switch scene modes. Supports preset scenes in the app.
Color Mode	Press to change light colors.
Restore factory settings	While long pressing the On/Off button, tap the Brightness Down button four times.

## Installing Your Device

- 1 Insert the power adapter cable into the lamp's DC port.
- 2 Plug the power adapter into a power outlet.



## Pairing Your Device with Govee Home App

What you need:

- A Wi-Fi router supporting the 2.4GHz and 802.11 b/g/n bands. 5GHz is not supported.



Govee Home App

For FAQs and more information, please visit: [www.govee.com](http://www.govee.com)

❶ Download Govee Home App from the App Store (iOS devices) or Google Play (Android devices).

❷ Open the app, tap the “+” icon in the top right corner and search “H6022”.

❸ Tap the device icon and follow the on-screen instructions to complete pairing.

## Specifications

Working Voltage	AC 100-240V
Input	12VDC 2A
Lumens	500lm
Color	RGBICWW
Color Temperature	2700K-6500K
Working Temperature	-10°C to 40°C (14°F to 104°F)

## Troubleshooting

❶ Cannot connect to Govee Home App.

- Check if the table lamp is powered on.
- Check if Bluetooth on the smartphone is enabled, or try connecting to another smartphone.
- When connecting for the first time, ensure the smartphone is near the table lamp.
- If the connection error still exists, please delete the connected device from “Device” on the app. Reconnect to Govee Home App by following the instructions provided previously.

❷ Wi-Fi disconnected or failed to connect?

- Check if the table lamp is powered on.
- Do not skip the Wi-Fi connection steps during the pairing process.
- Ensure your Wi-Fi router is 2.4GHz. 5GHz is not supported.
- Ensure you entered the correct Wi-Fi password during Wi-Fi set up process.
- Try using another smartphone to pair with the table lamp to ensure your network is working properly.
- Shorten the distance between the device and the Wi-Fi router to less than 50ft, and then reconnect.

❸ Cannot connect to Alexa or Google Assistant.

- Ensure the Wi-Fi connection is stable and working properly.
- Go to “User Guide” on the “Settings” page to pair the device again.

❹ Can multiple app users control the same app users?

- Each lamp can only be controlled by one account.
- If multiple users want to manage the same lamp, ensure they all use the same account.

## Customer Service

🛡️ Warranty: 12-Month Limited Warranty

📞 Support: Lifetime Technical Support

✉️ Email: support@govee.com

🌐 Official Website: www.govee.com

📺 @Govee 📷 @goveeofficial 🎵 @govee.official

🐦 @Goveeofficial 📘 @Govee.smarthome

## FCC and ISED Canada Statement

This device complies with Part 15 of the FCC Rules and Industry Canada licence-exempt RSS standard(s). Operation is subject to the following two conditions:

(1) this device may not cause harmful interference, and (2) this device must accept any interference received, including interference that may cause undesired operation.

Warning: Changes or modifications not expressly approved by the party responsible for compliance could void the user’s authority to operate the equipment.

Le présent appareil est conforme aux CNR d’Industrie Canada applicables aux appareils radio exempts de licence. L’exploitation est autorisée aux deux conditions suivantes :

(1) l’appareil nedoit pas produire de brouillage, et.  
(2) l’utilisateur de l’appareil doit accepter tout brouillage radioélectrique subi, même si le brouillage est susceptible d’en compromettre le fonctionnement.

**NOTE:** This equipment has been tested and found to comply with the limits for a Class B digital device, pursuant to Part 15 of the FCC Rules.

These limits are designed to provide reasonable protection against harmful interference in a residential installation. This equipment generates uses and can radiate radio frequency energy and, if not installed and used in accordance with the instructions, may cause harmful interference to radio communications. However, there is no guarantee that interference will not occur in a particular installation. If this equipment does cause harmful interference to radio or television reception, which can be determined by turning the equipment off and on, the user is encouraged to try to correct the interference by one or more of the following measures:

1. Reorient or relocate the receiving antenna.
2. Increase the separation between the equipment and receiver.
3. Connect the equipment into an outlet on a circuit different from that to which the receiver is connected.
4. Consult the dealer or an experienced radio/TV technician for help.

This Class B digital apparatus complies with Canadian ICES-005.  
Cet appareil numérique de la classe B est conforme à la norme NMB-005 du Canada.

## FCC and IC Radiation Exposure Statement

This equipment complies with FCC and IC radiation exposure limits set forth for an uncontrolled environment. This equipment should be installed and operated with minimum distance 20cm between the radiator & your body.

Lors de l’utilisation du produit, maintenez une distance de 20 cm du corps afin de vous conformer aux exigences en matière d’exposition RF.

**Responsible party (this contact information is only for FCC matters) :**  
Name: GOVEE MOMENTS(US) TRADING LIMITED  
Address: 2501 Chatham Rd Suite R Springfield IL 62704  
Email: certification@govee.com  
Contact information: https://www.govee.com/support

The Bluetooth® word mark and logos are registered trademarks owned by Bluetooth SIG, Inc. and any use of such marks by Shenzhen Qianyan Technology LTD is under license.  
The trademark Govee have been authorised to Shenzhen Qianyan Technology LTD.  
Copyright ©2021 Shenzhen Qianyan Technology LTD.  
All Rights Reserved.



FOR INDOOR USE ONLY  
NUR FÜR DEN INNENGEBRAUCH

H6022 英文说明书

版本：2.0

料号：807-0003-01069

成型尺寸：90×90 (mm)

材质：80G书页纸

工艺：单色印刷

折叠方式：风琴页

页数：12页