

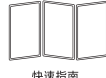



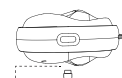



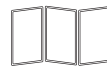
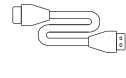


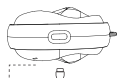

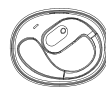









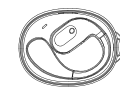








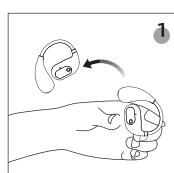
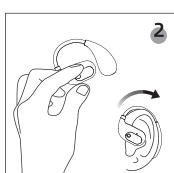
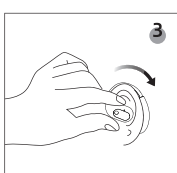
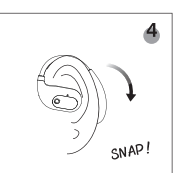
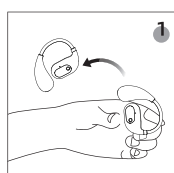
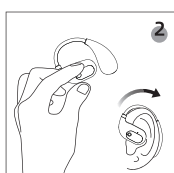
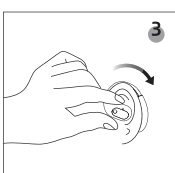
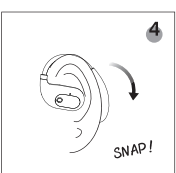





















































XG99PRO

长：10cm
宽：5.5cm

<div><div>物品清单</div><div><div>耳机</div><div>便携充电仓</div><div>快速指南</div><div>Type-c 数据线</div></div><div><div>产品介绍</div><div><div>指示灯</div><div>LED显示灯 可触控区域</div><div>Type-C 接口处</div><div></div></div><div><div>开机配对</div><div>打开充电仓的盖子,把耳机取出 当LED显示灯红绿交替闪烁时, 耳机将进入自动配对模式。</div></div></div></div> <div><div>List of items</div><div><div>headset</div><div>Charging case</div><div>User Manual</div><div>Type-c Charging Cable</div></div><div><div>Product introduction</div><div><div>Indicator Light</div><div>LEDdisplay lamp Touchable area</div><div>Type-C Interface</div><div></div></div><div><div>Power on pairing</div><div>Open the cover of the charging compartment. When the LED flashes alternately in red and green, the headset will enter the automatic pairing state.</div></div></div></div>	<div><div>蓝牙配对</div><div><div>取出</div><div>拿出耳机舱, 把耳机取出</div><div>在耳机开机状态下</div><div>确保手机蓝牙打开, 设备名搜索XG99PRO进行配对</div><div>配对成功</div><div>充电</div><div>充电仓自动为耳机充电 耳机进入关机状态</div></div><div>首次需打开手机界面手动搜索连接, 之后每次打开充电仓 拿出耳机, 耳机都将自动与设备配对连接。</div></div> <div><div>Bluetooth pairing</div><div><div>Plastic Injection</div><div>Open the charging compartment and take out the headset</div><div>When the headset is turned on</div><div>Mobile Bluetooth is turned on, and the device name is searched for XG99PRO for pairing</div><div>Pairing succeeded</div><div>Recharge Batteries</div><div>The charging chamber automatically charges the headset, and the headset is turned off</div></div><div>For the first time, you need to open the mobile phone interface to manually search for connections. After that, each time you open the charging bin and take out the headset, the headset will automatically pair and connect with the device.</div></div>	<div><div>使用操作</div><div><div>×1</div><div>×2</div><div>×3</div><div></div></div><div><div>通话模式</div><div>单触: 播放/暂停 来电: 单击接听, 再单击挂断</div></div><div><div>音乐模式</div><div>左耳双触: 播放上一曲 右耳双触: 播放下一曲</div></div><div><div>双耳模式</div><div>右耳三触: 音量增加 左耳三触: 音量降低</div></div><div><div>双耳模式</div><div>拒接来电: 长按键2s 开/关机: 长按键3s/5s 唤醒SIRI: 长按键1.5s</div></div></div> <div><div>Operation</div><div><div>×1</div><div>×2</div><div>×3</div><div></div></div><div><div>Talk Mode</div><div>Single-touch MFB key: play/ pause Incoming call: Click the MFB key to answer, then click Hang Up</div></div><div><div>Music Mode</div><div>Double click(L) : play the previous song Double click(R) : play the next song</div></div><div><div>Binaural Mode</div><div>Three clicks(R): volume increases Three clicks(L): volume decreases</div></div><div><div>Binaural Mode</div><div>Reject a call: Press and hold MFB button for 2s Switch on/off: Long press MFB button 3s/5s SIRI: Press and hold MFB button for 1.5s</div></div></div>	<div><div>耳机佩戴</div><div><div>1</div><div>2</div><div>3</div><div>4 SNAP!</div></div><div>1、拿出耳机</div><div>2、顺着耳后佩戴</div><div>3、轻调整耳机至舒适位置</div><div>4、耳机准备就绪</div></div> <div><div>Headset wearing</div><div><div>1</div><div>2</div><div>3</div><div>4 SNAP!</div></div><div>1. Take out the headset</div><div>2. Wear along the back of the ear</div><div>3. Gently adjust the headset to a comfortable position</div><div>4. Headphones ready</div></div>	<div><div>产品参数</div><table><tr><td>产品名称</td><td>XG99PRO</td></tr><tr><td>蓝牙版本</td><td>蓝牙5.4</td></tr><tr><td>耳机电池</td><td>40mAh</td></tr><tr><td>充电仓电池</td><td>300mAh</td></tr><tr><td>充电接口</td><td>Type-C接口</td></tr><tr><td>耳机充电时长</td><td>0.8H</td></tr><tr><td>蓝牙连接传输距离</td><td>10M</td></tr><tr><td>耳机待机时间</td><td>30H</td></tr><tr><td>音乐时间</td><td>5H</td></tr></table><div><div>保修说明</div><div>尊敬的客户, 你好! 承蒙惠顾本公司的产品, 为了保证你的利益, 请你在购买本产品后, 仔细阅读说明书以及以下内容: (下列情况不属于保修范围, 本公司可提供有偿服务, 敬请注意) 1、未按说明书操作、使用、保管, 导致本产品故障和损坏。 2、擅自涂改, 撕毁产品包装以及条码。 3、擅自改动出厂设置和拆机修理。 4、意外因素或者人为导致产品损坏, 如输入不及格的电压, 高温, 进水, 破坏, 产品严重氧化或生锈等。 5、因不可抗, 如地震、火灾、水灾、雷击等导致的故障和损坏。</div><div><div>注意事项</div><div>●长时间使用耳机可能会造成听力损害, 请合理安排使用时间 ●请勿使用不及格充电器和高电压电流充电 ●请勿丢掷, 避免因跌落造成产品损坏 ●请勿自行拆解, 修理或改造本产品 ●请勿使用化学溶剂擦拭本产品</div></div></div><div><div>Product parameters</div><table><tr><td>Product name</td><td>XG99PRO</td></tr><tr><td>Bluetooth version</td><td>Bluetooth5.4</td></tr><tr><td>Headset battery</td><td>40mAh</td></tr><tr><td>Charging chamber battery</td><td>300mAh</td></tr><tr><td>Charging interface</td><td>Type-C connector</td></tr><tr><td>Headphone charging time</td><td>0.8H</td></tr><tr><td>Bluetooth transmission distance</td><td>10M</td></tr><tr><td>Headset Standby Time</td><td>30H</td></tr><tr><td>Music time</td><td>5H</td></tr></table><div><div>Warranty Instructions</div><div>Dear customer! Thank you for patronizing our products. In order to ensure your interests, please carefully read the instructions and the following contents after purchasing this product: (The following circumstances are not covered by the warranty, and we can provide paid services, please note) 1. Failure to operate, use and store the product in accordance with the instructions may result in failure and damage of the product. 2. Graffiti, tear the package and barcode without authorization. 3. Unauthorized modification of factory settings and disassembly for repair. 4. Product damage caused by unexpected factors or human activities, such as unqualified input voltage, high temperature, water ingress, damage, serious oxidation or rust of the product, etc.</div><div><div>注意事项</div><div>●Long time use of earphones may cause hearing damage, please arrange your time reasonably ●Do not use unqualified chargers and high voltage current charging ●Do not throw to avoid product damage due to falling ●Do not disassemble, repair or modify this product by yourself Do not use chemical solvents to wipe this product</div></div></div></div></div>	产品名称	XG99PRO	蓝牙版本	蓝牙5.4	耳机电池	40mAh	充电仓电池	300mAh	充电接口	Type-C接口	耳机充电时长	0.8H	蓝牙连接传输距离	10M	耳机待机时间	30H	音乐时间	5H	Product name	XG99PRO	Bluetooth version	Bluetooth5.4	Headset battery	40mAh	Charging chamber battery	300mAh	Charging interface	Type-C connector	Headphone charging time	0.8H	Bluetooth transmission distance	10M	Headset Standby Time	30H	Music time	5H
<div><div>蓝牙配对</div><div><div>取出</div><div>拿出耳机舱, 把耳机取出</div><div>在耳机开机状态下</div><div>确保手机蓝牙打开, 设备名搜索XG99PRO进行配对</div><div>配对成功</div><div>充电</div><div>充电仓自动为耳机充电 耳机进入关机状态</div></div><div>首次需打开手机界面手动搜索连接, 之后每次打开充电仓 拿出耳机, 耳机都将自动与设备配对连接。</div></div> <div><div>Bluetooth pairing</div><div><div>Plastic Injection</div><div>Open the charging compartment and take out the headset</div><div>When the headset is turned on</div><div>Mobile Bluetooth is turned on, and the device name is searched for XG99PRO for pairing</div><div>Pairing succeeded</div><div>Recharge Batteries</div><div>The charging chamber automatically charges the headset, and the headset is turned off</div></div><div>For the first time, you need to open the mobile phone interface to manually search for connections. After that, each time you open the charging bin and take out the headset, the headset will automatically pair and connect with the device.</div></div>	<div><div>使用操作</div><div><div>×1</div><div>×2</div><div>×3</div><div></div></div><div><div>通话模式</div><div>单触: 播放/暂停 来电: 单击接听, 再单击挂断</div></div><div><div>音乐模式</div><div>左耳双触: 播放上一曲 右耳双触: 播放下一曲</div></div><div><div>双耳模式</div><div>右耳三触: 音量增加 左耳三触: 音量降低</div></div><div><div>双耳模式</div><div>拒接来电: 长按键2s 开/关机: 长按键3s/5s 唤醒SIRI: 长按键1.5s</div></div></div> <div><div>Operation</div><div><div>×1</div><div>×2</div><div>×3</div><div></div></div><div><div>Talk Mode</div><div>Single-touch MFB key: play/ pause Incoming call: Click the MFB key to answer, then click Hang Up</div></div><div><div>Music Mode</div><div>Double click(L) : play the previous song Double click(R) : play the next song</div></div><div><div>Binaural Mode</div><div>Three clicks(R): volume increases Three clicks(L): volume decreases</div></div><div><div>Binaural Mode</div><div>Reject a call: Press and hold MFB button for 2s Switch on/off: Long press MFB button 3s/5s SIRI: Press and hold MFB button for 1.5s</div></div></div>	<div><div>耳机佩戴</div><div><div>1</div><div>2</div><div>3</div><div>4 SNAP!</div></div><div>1、拿出耳机</div><div>2、顺着耳后佩戴</div><div>3、轻调整耳机至舒适位置</div><div>4、耳机准备就绪</div></div> <div><div>Headset wearing</div><div><div>1</div><div>2</div><div>3</div><div>4 SNAP!</div></div><div>1. Take out the headset</div><div>2. Wear along the back of the ear</div><div>3. Gently adjust the headset to a comfortable position</div><div>4. Headphones ready</div></div>	<div><div>产品参数</div><table><tr><td>产品名称</td><td>XG99PRO</td></tr><tr><td>蓝牙版本</td><td>蓝牙5.4</td></tr><tr><td>耳机电池</td><td>40mAh</td></tr><tr><td>充电仓电池</td><td>300mAh</td></tr><tr><td>充电接口</td><td>Type-C接口</td></tr><tr><td>耳机充电时长</td><td>0.8H</td></tr><tr><td>蓝牙连接传输距离</td><td>10M</td></tr><tr><td>耳机待机时间</td><td>30H</td></tr><tr><td>音乐时间</td><td>5H</td></tr></table><div><div>保修说明</div><div>尊敬的客户, 你好! 承蒙惠顾本公司的产品, 为了保证你的利益, 请你在购买本产品后, 仔细阅读说明书以及以下内容: (下列情况不属于保修范围, 本公司可提供有偿服务, 敬请注意) 1、未按说明书操作、使用、保管, 导致本产品故障和损坏。 2、擅自涂改, 撕毁产品包装以及条码。 3、擅自改动出厂设置和拆机修理。 4、意外因素或者人为导致产品损坏, 如输入不及格的电压, 高温, 进水, 破坏, 产品严重氧化或生锈等。 5、因不可抗, 如地震、火灾、水灾、雷击等导致的故障和损坏。</div><div><div>注意事项</div><div>●长时间使用耳机可能会造成听力损害, 请合理安排使用时间 ●请勿使用不及格充电器和高电压电流充电 ●请勿丢掷, 避免因跌落造成产品损坏 ●请勿自行拆解, 修理或改造本产品 ●请勿使用化学溶剂擦拭本产品</div></div></div><div><div>Product parameters</div><table><tr><td>Product name</td><td>XG99PRO</td></tr><tr><td>Bluetooth version</td><td>Bluetooth5.4</td></tr><tr><td>Headset battery</td><td>40mAh</td></tr><tr><td>Charging chamber battery</td><td>300mAh</td></tr><tr><td>Charging interface</td><td>Type-C connector</td></tr><tr><td>Headphone charging time</td><td>0.8H</td></tr><tr><td>Bluetooth transmission distance</td><td>10M</td></tr><tr><td>Headset Standby Time</td><td>30H</td></tr><tr><td>Music time</td><td>5H</td></tr></table><div><div>Warranty Instructions</div><div>Dear customer! Thank you for patronizing our products. In order to ensure your interests, please carefully read the instructions and the following contents after purchasing this product: (The following circumstances are not covered by the warranty, and we can provide paid services, please note) 1. Failure to operate, use and store the product in accordance with the instructions may result in failure and damage of the product. 2. Graffiti, tear the package and barcode without authorization. 3. Unauthorized modification of factory settings and disassembly for repair. 4. Product damage caused by unexpected factors or human activities, such as unqualified input voltage, high temperature, water ingress, damage, serious oxidation or rust of the product, etc.</div><div><div>注意事项</div><div>●Long time use of earphones may cause hearing damage, please arrange your time reasonably ●Do not use unqualified chargers and high voltage current charging ●Do not throw to avoid product damage due to falling ●Do not disassemble, repair or modify this product by yourself Do not use chemical solvents to wipe this product</div></div></div></div></div>	产品名称	XG99PRO	蓝牙版本	蓝牙5.4	耳机电池	40mAh	充电仓电池	300mAh	充电接口	Type-C接口	耳机充电时长	0.8H	蓝牙连接传输距离	10M	耳机待机时间	30H	音乐时间	5H	Product name	XG99PRO	Bluetooth version	Bluetooth5.4	Headset battery	40mAh	Charging chamber battery	300mAh	Charging interface	Type-C connector	Headphone charging time	0.8H	Bluetooth transmission distance	10M	Headset Standby Time	30H	Music time	5H	
<div><div>使用操作</div><div><div>×1</div><div>×2</div><div>×3</div><div></div></div><div><div>通话模式</div><div>单触: 播放/暂停 来电: 单击接听, 再单击挂断</div></div><div><div>音乐模式</div><div>左耳双触: 播放上一曲 右耳双触: 播放下一曲</div></div><div><div>双耳模式</div><div>右耳三触: 音量增加 左耳三触: 音量降低</div></div><div><div>双耳模式</div><div>拒接来电: 长按键2s 开/关机: 长按键3s/5s 唤醒SIRI: 长按键1.5s</div></div></div> <div><div>Operation</div><div><div>×1</div><div>×2</div><div>×3</div><div></div></div><div><div>Talk Mode</div><div>Single-touch MFB key: play/ pause Incoming call: Click the MFB key to answer, then click Hang Up</div></div><div><div>Music Mode</div><div>Double click(L) : play the previous song Double click(R) : play the next song</div></div><div><div>Binaural Mode</div><div>Three clicks(R): volume increases Three clicks(L): volume decreases</div></div><div><div>Binaural Mode</div><div>Reject a call: Press and hold MFB button for 2s Switch on/off: Long press MFB button 3s/5s SIRI: Press and hold MFB button for 1.5s</div></div></div>	<div><div>耳机佩戴</div><div><div>1</div><div>2</div><div>3</div><div>4 SNAP!</div></div><div>1、拿出耳机</div><div>2、顺着耳后佩戴</div><div>3、轻调整耳机至舒适位置</div><div>4、耳机准备就绪</div></div> <div><div>Headset wearing</div><div><div>1</div><div>2</div><div>3</div><div>4 SNAP!</div></div><div>1. Take out the headset</div><div>2. Wear along the back of the ear</div><div>3. Gently adjust the headset to a comfortable position</div><div>4. Headphones ready</div></div>	<div><div>产品参数</div><table><tr><td>产品名称</td><td>XG99PRO</td></tr><tr><td>蓝牙版本</td><td>蓝牙5.4</td></tr><tr><td>耳机电池</td><td>40mAh</td></tr><tr><td>充电仓电池</td><td>300mAh</td></tr><tr><td>充电接口</td><td>Type-C接口</td></tr><tr><td>耳机充电时长</td><td>0.8H</td></tr><tr><td>蓝牙连接传输距离</td><td>10M</td></tr><tr><td>耳机待机时间</td><td>30H</td></tr><tr><td>音乐时间</td><td>5H</td></tr></table><div><div>保修说明</div><div>尊敬的客户, 你好! 承蒙惠顾本公司的产品, 为了保证你的利益, 请你在购买本产品后, 仔细阅读说明书以及以下内容: (下列情况不属于保修范围, 本公司可提供有偿服务, 敬请注意) 1、未按说明书操作、使用、保管, 导致本产品故障和损坏。 2、擅自涂改, 撕毁产品包装以及条码。 3、擅自改动出厂设置和拆机修理。 4、意外因素或者人为导致产品损坏, 如输入不及格的电压, 高温, 进水, 破坏, 产品严重氧化或生锈等。 5、因不可抗, 如地震、火灾、水灾、雷击等导致的故障和损坏。</div><div><div>注意事项</div><div>●长时间使用耳机可能会造成听力损害, 请合理安排使用时间 ●请勿使用不及格充电器和高电压电流充电 ●请勿丢掷, 避免因跌落造成产品损坏 ●请勿自行拆解, 修理或改造本产品 ●请勿使用化学溶剂擦拭本产品</div></div></div><div><div>Product parameters</div><table><tr><td>Product name</td><td>XG99PRO</td></tr><tr><td>Bluetooth version</td><td>Bluetooth5.4</td></tr><tr><td>Headset battery</td><td>40mAh</td></tr><tr><td>Charging chamber battery</td><td>300mAh</td></tr><tr><td>Charging interface</td><td>Type-C connector</td></tr><tr><td>Headphone charging time</td><td>0.8H</td></tr><tr><td>Bluetooth transmission distance</td><td>10M</td></tr><tr><td>Headset Standby Time</td><td>30H</td></tr><tr><td>Music time</td><td>5H</td></tr></table><div><div>Warranty Instructions</div><div>Dear customer! Thank you for patronizing our products. In order to ensure your interests, please carefully read the instructions and the following contents after purchasing this product: (The following circumstances are not covered by the warranty, and we can provide paid services, please note) 1. Failure to operate, use and store the product in accordance with the instructions may result in failure and damage of the product. 2. Graffiti, tear the package and barcode without authorization. 3. Unauthorized modification of factory settings and disassembly for repair. 4. Product damage caused by unexpected factors or human activities, such as unqualified input voltage, high temperature, water ingress, damage, serious oxidation or rust of the product, etc.</div><div><div>注意事项</div><div>●Long time use of earphones may cause hearing damage, please arrange your time reasonably ●Do not use unqualified chargers and high voltage current charging ●Do not throw to avoid product damage due to falling ●Do not disassemble, repair or modify this product by yourself Do not use chemical solvents to wipe this product</div></div></div></div></div>	产品名称	XG99PRO	蓝牙版本	蓝牙5.4	耳机电池	40mAh	充电仓电池	300mAh	充电接口	Type-C接口	耳机充电时长	0.8H	蓝牙连接传输距离	10M	耳机待机时间	30H	音乐时间	5H	Product name	XG99PRO	Bluetooth version	Bluetooth5.4	Headset battery	40mAh	Charging chamber battery	300mAh	Charging interface	Type-C connector	Headphone charging time	0.8H	Bluetooth transmission distance	10M	Headset Standby Time	30H	Music time	5H		
<div><div>耳机佩戴</div><div><div>1</div><div>2</div><div>3</div><div>4 SNAP!</div></div><div>1、拿出耳机</div><div>2、顺着耳后佩戴</div><div>3、轻调整耳机至舒适位置</div><div>4、耳机准备就绪</div></div> <div><div>Headset wearing</div><div><div>1</div><div>2</div><div>3</div><div>4 SNAP!</div></div><div>1. Take out the headset</div><div>2. Wear along the back of the ear</div><div>3. Gently adjust the headset to a comfortable position</div><div>4. Headphones ready</div></div>	<div><div>产品参数</div><table><tr><td>产品名称</td><td>XG99PRO</td></tr><tr><td>蓝牙版本</td><td>蓝牙5.4</td></tr><tr><td>耳机电池</td><td>40mAh</td></tr><tr><td>充电仓电池</td><td>300mAh</td></tr><tr><td>充电接口</td><td>Type-C接口</td></tr><tr><td>耳机充电时长</td><td>0.8H</td></tr><tr><td>蓝牙连接传输距离</td><td>10M</td></tr><tr><td>耳机待机时间</td><td>30H</td></tr><tr><td>音乐时间</td><td>5H</td></tr></table><div><div>保修说明</div><div>尊敬的客户, 你好! 承蒙惠顾本公司的产品, 为了保证你的利益, 请你在购买本产品后, 仔细阅读说明书以及以下内容: (下列情况不属于保修范围, 本公司可提供有偿服务, 敬请注意) 1、未按说明书操作、使用、保管, 导致本产品故障和损坏。 2、擅自涂改, 撕毁产品包装以及条码。 3、擅自改动出厂设置和拆机修理。 4、意外因素或者人为导致产品损坏, 如输入不及格的电压, 高温, 进水, 破坏, 产品严重氧化或生锈等。 5、因不可抗, 如地震、火灾、水灾、雷击等导致的故障和损坏。</div><div><div>注意事项</div><div>●长时间使用耳机可能会造成听力损害, 请合理安排使用时间 ●请勿使用不及格充电器和高电压电流充电 ●请勿丢掷, 避免因跌落造成产品损坏 ●请勿自行拆解, 修理或改造本产品 ●请勿使用化学溶剂擦拭本产品</div></div></div><div><div>Product parameters</div><table><tr><td>Product name</td><td>XG99PRO</td></tr><tr><td>Bluetooth version</td><td>Bluetooth5.4</td></tr><tr><td>Headset battery</td><td>40mAh</td></tr><tr><td>Charging chamber battery</td><td>300mAh</td></tr><tr><td>Charging interface</td><td>Type-C connector</td></tr><tr><td>Headphone charging time</td><td>0.8H</td></tr><tr><td>Bluetooth transmission distance</td><td>10M</td></tr><tr><td>Headset Standby Time</td><td>30H</td></tr><tr><td>Music time</td><td>5H</td></tr></table><div><div>Warranty Instructions</div><div>Dear customer! Thank you for patronizing our products. In order to ensure your interests, please carefully read the instructions and the following contents after purchasing this product: (The following circumstances are not covered by the warranty, and we can provide paid services, please note) 1. Failure to operate, use and store the product in accordance with the instructions may result in failure and damage of the product. 2. Graffiti, tear the package and barcode without authorization. 3. Unauthorized modification of factory settings and disassembly for repair. 4. Product damage caused by unexpected factors or human activities, such as unqualified input voltage, high temperature, water ingress, damage, serious oxidation or rust of the product, etc.</div><div><div>注意事项</div><div>●Long time use of earphones may cause hearing damage, please arrange your time reasonably ●Do not use unqualified chargers and high voltage current charging ●Do not throw to avoid product damage due to falling ●Do not disassemble, repair or modify this product by yourself Do not use chemical solvents to wipe this product</div></div></div></div></div>	产品名称	XG99PRO	蓝牙版本	蓝牙5.4	耳机电池	40mAh	充电仓电池	300mAh	充电接口	Type-C接口	耳机充电时长	0.8H	蓝牙连接传输距离	10M	耳机待机时间	30H	音乐时间	5H	Product name	XG99PRO	Bluetooth version	Bluetooth5.4	Headset battery	40mAh	Charging chamber battery	300mAh	Charging interface	Type-C connector	Headphone charging time	0.8H	Bluetooth transmission distance	10M	Headset Standby Time	30H	Music time	5H			
<div><div>产品参数</div><table><tr><td>产品名称</td><td>XG99PRO</td></tr><tr><td>蓝牙版本</td><td>蓝牙5.4</td></tr><tr><td>耳机电池</td><td>40mAh</td></tr><tr><td>充电仓电池</td><td>300mAh</td></tr><tr><td>充电接口</td><td>Type-C接口</td></tr><tr><td>耳机充电时长</td><td>0.8H</td></tr><tr><td>蓝牙连接传输距离</td><td>10M</td></tr><tr><td>耳机待机时间</td><td>30H</td></tr><tr><td>音乐时间</td><td>5H</td></tr></table><div><div>保修说明</div><div>尊敬的客户, 你好! 承蒙惠顾本公司的产品, 为了保证你的利益, 请你在购买本产品后, 仔细阅读说明书以及以下内容: (下列情况不属于保修范围, 本公司可提供有偿服务, 敬请注意) 1、未按说明书操作、使用、保管, 导致本产品故障和损坏。 2、擅自涂改, 撕毁产品包装以及条码。 3、擅自改动出厂设置和拆机修理。 4、意外因素或者人为导致产品损坏, 如输入不及格的电压, 高温, 进水, 破坏, 产品严重氧化或生锈等。 5、因不可抗, 如地震、火灾、水灾、雷击等导致的故障和损坏。</div><div><div>注意事项</div><div>●长时间使用耳机可能会造成听力损害, 请合理安排使用时间 ●请勿使用不及格充电器和高电压电流充电 ●请勿丢掷, 避免因跌落造成产品损坏 ●请勿自行拆解, 修理或改造本产品 ●请勿使用化学溶剂擦拭本产品</div></div></div><div><div>Product parameters</div><table><tr><td>Product name</td><td>XG99PRO</td></tr><tr><td>Bluetooth version</td><td>Bluetooth5.4</td></tr><tr><td>Headset battery</td><td>40mAh</td></tr><tr><td>Charging chamber battery</td><td>300mAh</td></tr><tr><td>Charging interface</td><td>Type-C connector</td></tr><tr><td>Headphone charging time</td><td>0.8H</td></tr><tr><td>Bluetooth transmission distance</td><td>10M</td></tr><tr><td>Headset Standby Time</td><td>30H</td></tr><tr><td>Music time</td><td>5H</td></tr></table><div><div>Warranty Instructions</div><div>Dear customer! Thank you for patronizing our products. In order to ensure your interests, please carefully read the instructions and the following contents after purchasing this product: (The following circumstances are not covered by the warranty, and we can provide paid services, please note) 1. Failure to operate, use and store the product in accordance with the instructions may result in failure and damage of the product. 2. Graffiti, tear the package and barcode without authorization. 3. Unauthorized modification of factory settings and disassembly for repair. 4. Product damage caused by unexpected factors or human activities, such as unqualified input voltage, high temperature, water ingress, damage, serious oxidation or rust of the product, etc.</div><div><div>注意事项</div><div>●Long time use of earphones may cause hearing damage, please arrange your time reasonably ●Do not use unqualified chargers and high voltage current charging ●Do not throw to avoid product damage due to falling ●Do not disassemble, repair or modify this product by yourself Do not use chemical solvents to wipe this product</div></div></div></div></div>	产品名称	XG99PRO	蓝牙版本	蓝牙5.4	耳机电池	40mAh	充电仓电池	300mAh	充电接口	Type-C接口	耳机充电时长	0.8H	蓝牙连接传输距离	10M	耳机待机时间	30H	音乐时间	5H	Product name	XG99PRO	Bluetooth version	Bluetooth5.4	Headset battery	40mAh	Charging chamber battery	300mAh	Charging interface	Type-C connector	Headphone charging time	0.8H	Bluetooth transmission distance	10M	Headset Standby Time	30H	Music time	5H				
产品名称	XG99PRO																																							
蓝牙版本	蓝牙5.4																																							
耳机电池	40mAh																																							
充电仓电池	300mAh																																							
充电接口	Type-C接口																																							
耳机充电时长	0.8H																																							
蓝牙连接传输距离	10M																																							
耳机待机时间	30H																																							
音乐时间	5H																																							
Product name	XG99PRO																																							
Bluetooth version	Bluetooth5.4																																							
Headset battery	40mAh																																							
Charging chamber battery	300mAh																																							
Charging interface	Type-C connector																																							
Headphone charging time	0.8H																																							
Bluetooth transmission distance	10M																																							
Headset Standby Time	30H																																							
Music time	5H																																							

FCC Warning

This device complies with part 15 of the FCC Rules. Operation is subject to the following two conditions: (1) This device may not cause harmful interference, and (2) this device must accept any interference received, including interference that may cause undesired operation.

Any Changes or modifications not expressly approved by the party responsible for compliance could void the user's authority to operate the equipment.

Note: This equipment has been tested and found to comply with the limits for a Class B digital device, pursuant to part 15 of the FCC Rules. These limits are designed to provide reasonable protection against harmful interference in a residential installation. This equipment generates uses and can radiate radio frequency energy and, if not installed and used in accordance with the instructions, may cause harmful interference to radio communications. However, there is no guarantee that interference will not occur in a particular installation. If this equipment does cause harmful interference to radio or television reception, which can be determined by turning the equipment off and on, the user is encouraged to try to correct the interference by one or more of the following measures:

- Reorient or relocate the receiving antenna.
- Increase the separation between the equipment and receiver.
- Connect the equipment into an outlet on a circuit different from that to which the receiver is connected.
- Consult the dealer or an experienced radio/TV technician for help.

The device has been evaluated to meet general RF exposure requirement. The device can be used in portable exposure condition without restriction.