

Remote Control Operation

Transmitter learning process

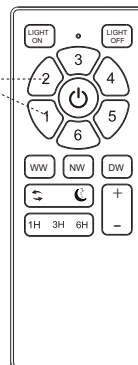
1. Insert the 2 pcs of batteries into transmitter.
2. Turn on the power supply to the fan. Within 10 sec, press and hold the "1" and "2" button for about 3 sec. Once the receiver has detected the frequency, receiver will "Beep Beep" twice. Programming process is completed and fan is ready to use.

NOTE: The remote control device has already been code matching when it leaves the factory. If the fan is not responding to the transmitter, repeat transmitter learning process.

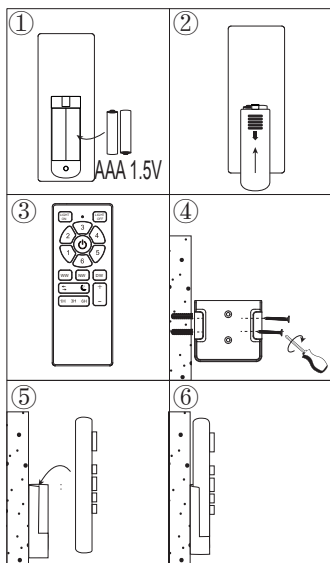
ABOUT THE MEMORY FUNCTION OF LIGHTS: Please wait for more than 3-5 seconds keep this color that you need at first, and then turn off wait for at least 10 seconds turn on again. This light color would be your need.

IMPORTANT: The fan can only operate normally after all blades are installed. If the fan is turned on without installing the blades, the receiver will detect that the fan speed is too fast and the fan will automatically stop.

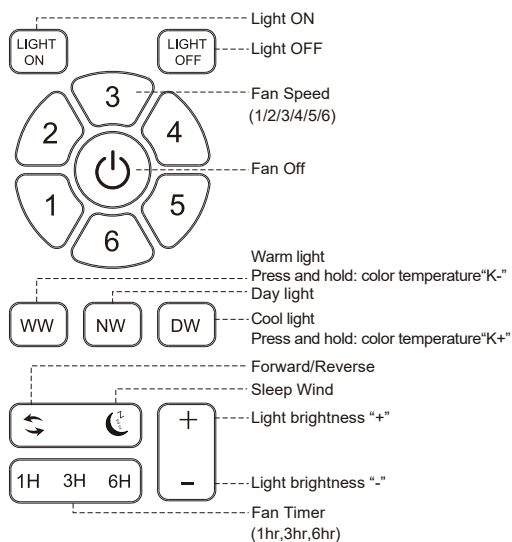
Press and hold
for about 3 sec



Remote Control Holder Installation



Transmitter Function



FCC Statement:

This device complies with part 15 of the FCC Rules. Operation is subject to the following two conditions: (1) This device may not cause harmful interference, and (2) this device must accept any interference received, including interference that may cause undesired operation.

This equipment has been tested and found to comply with the limits for a Class B digital device, pursuant to part 15 of the FCC Rules. These limits are designed to provide reasonable protection against harmful interference in a residential installation. This Equipment generates,uses and can radiate radio frequency energy and,if not installed and used in accordance with the instructions,may cause harmful interference to radio communications.However,there is no guarantee that interference will not occur in a Particular installation.If thise quipment does cause harmful interference to radio or television reception, which can be determined by turning the equipment off and on, the user is encouraged to try to correct the interference by one or more of the following measures:

- Reorient or relocate the receiving antenna.
- Increase the separation between the equipment and receiver.
- Connect the equipment into an outlet on a circuit different from that to which the receiver is connected.
- Consult the dealer or an experienced radio/TV technician for help.

Caution: Any changes or modifications not expressly approved by the party responsible for compliance could void the user's authority to operate the equipment.

This equipment complies with FCC radiation exposure limits set forth for an uncontrolled environment. This transmitter must not be co-located or operating in conjunction with any other antenna or transmitter.