



GPS Tracker

TRKM015-LC

Manufacture: Trackimo INC.

General information



These operating instructions are for the Trackimo™ 015-LCGPS Tracker, which will simply

be referred to as ‘tracker’ in the following. They contain important information regarding set-up and operation. Before using the tracker, please read the operating instructions carefully. This particularly applies to the safety notes. Failure to adhere to these operating instructions may result in severe injury or damage to the tracker.

The operating instructions are based on the standards and rules in force in the European Union. When abroad, you must also observe country-specific guidelines and laws.

Keep the operating instructions for future use. If you pass the tracker on to third parties, please be absolutely sure to include these operating instructions.

Key to symbols



Declaration of Conformity (see “Declaration of Conformity” chapter):
Products marked with this symbol conform with all applicable Community provisions in effect in the European Economic Area.



Products marked with this symbol conform with Protection Class II.



The FCC logo indicates electronic devices that conform with FCC provisions from the American authority, the Federal Communications Commission. The symbol also guarantees compatibility with standards, such as those set out by the International Organization for Standardization (abbreviated as ISO).

Signal words

The following signal words are used in these operating instructions:

WARNING!

This signal word indicates a hazard with a moderate degree of risk that may lead to death or severe injury if it is not avoided.

NOTICE!

This signal word warns against potential damage to property.

Proper use

The tracker is suitable for locating an item.

Only use the tracker as described in these operating instructions. Any other use is deemed improper and may result in damage to property or even personal injury. The tracker is not a children's toy.

The manufacturer and vendor do not accept any liability for damage caused by improper or incorrect use.

Safety

WARNING!

Electric shock hazard!

Incorrect electrical installation or using a mains voltage that is too high can result in an electric shock.

- Only connect the tracker and the charging cable if the mains voltage of the power socket matches that stated on the label.
- Only connect the mains adaptor to an easily accessible power socket so that the charging cable can be quickly disconnected from the mains supply if it malfunctions.
- Do not use the tracker if there are visible signs of damage or if the charging cable is defective.

-
- Do not open the tracker casing. Instead, ensure any repairs are carried out by specialists. Contact a specialist workshop. Warranty and guarantee claims cannot be made if repairs have been carried out independently, or if the tracker has been incorrectly connected or operated.
 - Only parts that correspond with the original device's data can be used in repairs. This tracker contains electronic and mechanical parts that are essential for protecting against potential hazards.

Do not submerge the tracker in water or other liquids.

- Keep the tracker and all accessories away from open flames and hot surfaces.
- Ensure that children do not put objects into the tracker.

WARNING!

Explosion and fire hazard!

Improper use of the battery increases the risk of explosion and fire.

- Protect the tracker from mechanical damage.
- Do not expose the battery to excessive heat such as direct sunlight, fire, etc. The ambient air temperature should not exceed 60 °C or fall below -20 °C.
- Only use original accessories for charging.
- Always store the tracker in a dry space at the right temperature.
- Do not try to remove the battery from the tracker using spikes or sharp objects.
- Do not drop the tracker and do not dismantle or modify the tracker.

- Do not transport or store the tracker with metal objects.
- Do not dismantle or modify the tracker.
- Do not use the tracker where there are strong electrostatic fields.

WARNING!

Danger! Acid-burn risk!

Damaged batteries that leak can cause burns if they come into contact with the skin.

- Never open the battery.
- Always wear protective gloves if a battery is leaking.

WARNING!

Dangers to children and persons with reduced physical, sensory or mental abilities (for example partially disabled people, older persons with limitations to physical or mental abilities) or those with less experience and knowledge (for example older children).

- The tracker is not a children's toy. If you give your child the tracker to take with them, you must comprehensively explain the dangers to them and explain how to operate the tracker.
- Do not allow children to play with packaging film. Children may get caught in it when playing and suffocate.
- Do not allow children to play with small parts. They could swallow these and choke.

Initial set-up

Checking the pack contents

NOTE

Risk of damage!

If you carelessly open the packaging with a sharp knife or another sharp object, the tracker can quickly become damaged.

- Be very careful when opening the packaging.
- 1. Take each individual part out of the packaging.
- 2. Check whether everything has been delivered.
- 3. Check whether individual parts show any signs of damage. If this is the case, do not use the tracker. Contact the manufacturer.

Activating the tracker

1. Open your Internet browser and go to the following website:
www.trackimo.eu
2. Select your language.

3. Click on 'Activate', create an account and follow the on-screen instructions.

You can also activate the tracker with the app. To do so, proceed as follows:

4. Download the app (see the chapter "Installing the app").
5. Click on "Register" and follow the instructions there for registering, or log into your account if you already have one.
6. Select "Activate device" in the operation menu and follow the instructions.

Installing the app

Download the trackimo app free of charge via the Google Playstore or the Apple Store and install this on your smartphone. Then log into the account you created on the website.

Geofencing

A geofence is a self-defined virtual boundary.

You will receive a notification as soon as the tracker leaves this area or goes into this area.

1. Select the tracker on the trackimo homepage or in your app.
2. Click on “Barriers”.
3. Click on the “Create a new barrier” button.

A pink rectangular fence will be created around your device's current location (or in the centre of the map).

- You can also enter an address to position a fence.
 - You can choose a pre-defined size.
 - You can change the size by making the sides of the rectangle bigger or smaller, or by moving the rectangle.
4. Once your fence has been created, you can give your geofence a name and click on "Save".
 5. Now you can enter additional telephone numbers (for SMS notifications) or e-mail addresses for notifications.

Speed alert

You will receive a notification as soon as the tracker moves faster than the speed pre-defined by you.

1. Select the tracker on the trackimo homepage or in your app.
2. Go to "Settings".
3. Enter a speed.
4. Add a contact where required.
5. Click on "Save".

Movement alert

You will receive a notification as soon as the tracker starts to move.

1. Select the tracker on the trackimo homepage or in your app.
2. Go to "Settings".

-
3. Set the movement alert function to “On”.
 4. Add a contact where required.
 5. Click on “Save”.

Low battery alert

You will receive a notification when the tracker battery level is low.

1. Select the tracker on the trackimo homepage or in your app.
2. Go to “Settings”.
3. Set the “Low battery alert” function to “On”.
4. Add a contact where required.
5. Click on “Save”.

Light sensor

The tracker has a light sensor. It registers strong light changes such as an abrupt change of light from dark to bright. If such a change of light is registered, the tracker will automatically send a notification to your registered e-mail address or, if you have specified a telephone number, a text message will be sent to this number.

GPS signal and reception

The tracker uses GPS (Global Positioning System) technology to calculate its current location. It receives signals from GPS satellites in space. These GPS signals can be received when the device is used outdoors or in a vehicle.

The GPS signal is blocked, however, when the tracker is located inside

a building or under a concrete roof. The signal may be blocked or diverted even if the tracker is placed near a window. In such cases the device will use an alternative method to calculate its position. The position is determined through identification of a nearby WiFi router or mobile communications antenna. This is less precise than GPS data, and may be hundreds of metres from the tracker. If the device is using a cell-based location (also known as “GSM-based location”), you will be able to tell by a semi-transparent blue circle over the location.

Cleaning

NOTE

Risk of damage!

Improper handling of the tracker may result in damage.


- Do not use any abrasive cleaning agents, brushes with metal or nylon bristles or any sharp or metallic cleaning materials such as knives, metal scouring pads, etc. These could damage surfaces.
- Never submerge the tracker in water and do not use any steam cleaners when cleaning. This can damage the tracker.
- Never put the tracker in the washing machine. This would destroy it.

1. Wipe surfaces with a slightly damp cloth.
2. Then ensure you fully dry all parts.


Storage

- Store the tracker in its original packaging or a similar cardboard box.
- Keep the tracker in a dry and clean environment out of the reach of children.

Technical data

Model:	TRKM015-LC
Battery:	Li-Ion, 800 mAh
Input voltage:	5 V / 500 mA
Protection class:	
Operating temperature:	-20 to +45 °C
Battery life:	48-72 hours, 144 hours (standby time)
Position location platform GSM/WCDMA:	MTK6276
Position location platform GPS:	MTK3337
Frequency band:	GSM GSM 850/ GSM 900/ DCS 1800/ PCS 1900 WCDMA 850/900/1900/2100
Wi-Fi:	Yes, MT5931
Dimensions:	99mm x 63mm x 16mm
Weight:	approx. 91 g

Declaration of Conformity

 The NDM Network hereby declares that the tracker radio equipment model conforms with EU Directive 2014/53/EU. The full text for the EU Declaration of Conformity can be found on the following webpage: <https://trackimo.eu/de/download/>

Disposal

Disposing of the packaging




Dispose of the packaging ensuring that materials are correctly separated. Dispose of cardboard and carton as waste paper and dispose of foils via the recyclable material collection service.

Disposing of the tracker

(Applicable in the EU and other European countries with systems of separately collecting waste and recyclables).



Old devices cannot be disposed of as household waste!

 If the tracker can no longer be used, all consumers are **legally obligated to separate old devices from household waste**, e.g. by disposing of them using a municipal/district collection point. This ensures that old devices are properly recycled and avoids negative environmental impact. This is why electronic devices are labelled with the symbol shown here.



**Batteries cannot be
disposed of as house-
hold waste!**

As a consumer, you are legally obligated to dispose of all batteries at a municipal/district collection point or at a retailer, regardless of whether or not they contain harmful substances*, so that they can be disposed of in an environmentally friendly way.

*labelled as: Cd = cadmium,
Hg = mercury, Pb = lead

FCC Warning

This device complies with part 15 of the FCC Rules. Operation is subject to the following two conditions: (1) This device may not cause harmful interference, and (2) this device must accept any interference received, including interference that may cause undesired operation.

Any Changes or modifications not expressly approved by the party responsible for compliance could void the user's authority to operate the equipment.

Note: This equipment has been tested and found to comply with the limits for a Class B digital device, pursuant to part 15 of the FCC Rules. These limits are designed to provide reasonable protection against harmful interference in a residential installation. This equipment generates uses and can radiate radio frequency energy and, if not installed and used in accordance with the instructions, may cause harmful interference to radio communications. However, there is no guarantee that interference will not occur in a particular installation. If this equipment does cause harmful interference to radio or television reception, which can be determined by turning the equipment off and on, the user is encouraged to try to correct the interference by one or more of the following measures:

- Reorient or relocate the receiving antenna.
- Increase the separation between the equipment and receiver.
- Connect the equipment into an outlet on a circuit different from that to which the receiver is connected.
- Consult the dealer or an experienced radio/TV technician for help.

Specific Absorption Rate (SAR) information:

This GPS Tracker meets the government's requirements for exposure to radio waves. The guidelines are based on standards that were developed by independent scientific organizations through periodic and thorough evaluation of scientific studies. The standards include a substantial safety margin designed to assure the safety of all persons regardless of age or health.

FCC RF Exposure Information and Statement

The SAR limit of USA (FCC) is 2.0 W/kg averaged over one gram of tissue. Device types:GPS Tracker (FCC ID: 2AAI6-TRKM015-LC) has also been tested against this SAR limit. The highest SAR value reported under this standard during product certification for use when properly worn on the body is 0.544W/kg. This device was tested for typical body-worn operations with the back of the handset kept 10mm from the body. To maintain compliance with FCC RF exposure requirements, use accessories that maintain a 10mm separation distance between the user's body and the back of the handset. The use of belt clips, holsters and similar accessories should not contain metallic components in its assembly. The use of accessories that do not satisfy these requirements may not comply with FCC RF exposure requirements, and should be avoided.