




Appendix D. Photographs of EUT and Setup

FCC SAR Test Report

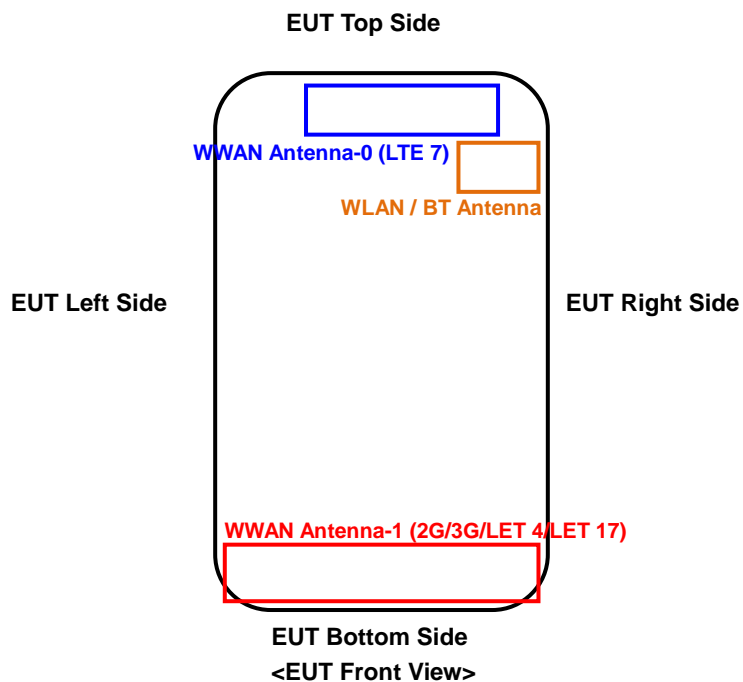
<Photographs of EUT>



FCC SAR Test Report

A D T

<Antenna Location>



The separation distance for antenna to edge:

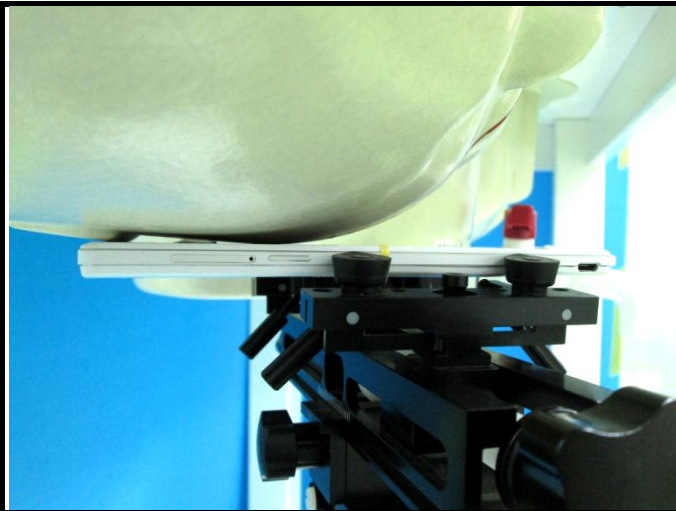
Antenna	To Top Side (mm)	To Bottom Side (mm)	To Left Side (mm)	To Right Side (mm)
WWAN Ant-0	19	138	13	9
WWAN Ant-1	113	5	5	5
WLAN / BT	37	108	66	5

Note :

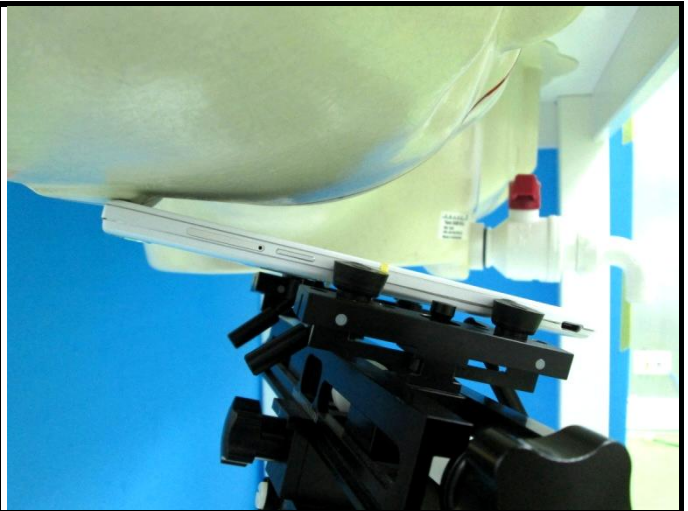
1. The WWAN diversity antenna can transmit through either antenna-0 or antenna-1 at a time.
2. The WWAN antenna-0 and WLAN can transmit simultaneously.
3. The WWAN antenna-1 and WLAN can transmit simultaneously.
4. The WWAN antenna-0 and WWAN antenna-1 cannot transmit simultaneously.

FCC SAR Test Report


<Photographs of SAR Setup>



Right Cheek



Right Tilted




Left Cheek




Left Tilted


FCC SAR Test Report



Front Face of EUT with 1.0 cm Gap




Rear Face of EUT with 1.0 cm Gap




Left Side of EUT with 1.0 cm Gap



Right Side of EUT with 1.0 cm Gap



Top Side of EUT with 1.0 cm Gap



Bottom Side of EUT with 1.0 cm Gap