

Appendix D. Photographs of EUT and Setup

FCC SAR Test Report

<Photographs of SAR Setup>



Head - Right Cheek




Head - Right Tilted




Head - Left Cheek



Head - Left Tilted



Head - Right Cheek With Power Pack



Head - Left Cheek With Power Pack

FCC SAR Test Report



Body - Front Face of EUT at 15 mm



Body - Rear Face of EUT at 15 mm



**Body - Front Face of EUT at 15 mm
With Power Pack**



**Body - Rear Face of EUT at 15 mm
With Power Pack**



Body - Front Face of EUT at 10 mm








Body - Rear Face of EUT at 10 mm




FCC SAR Test Report



FCC SAR Test Report

	
<p>Body - Right Side of EUT at 10 mm With Power Pack</p>	
	
<p>Holster - (Front) Bottom join of EUT at 0 mm</p>	<p>Holster - (Rear) Bottom join of EUT at 0 mm</p>
	
<p>Holster - (Front) Top join of EUT at 0 mm</p>	<p>Holster - (Rear) Top join of EUT at 0 mm</p>

FCC SAR Test Report

	
Holster - (Front) Top join of EUT at 0 mm With Power Pack	Holster - (Front) Bottom join of EUT at 0 mm With Power Pack
	
Arm Mount - Rear Face of EUT at 0 mm	