


Test Setup Photos


List of photographs:

PHOTOGRAPH 1: Test side for radiation emission	2
PHOTOGRAPH 2: Test place configuration for testing radiation emission 30 - 300 MHz.....	3
PHOTOGRAPH 3: Test place configuration for testing radiation emission 0.3 – 1.0 GHz	4
PHOTOGRAPH 4: Test place configuration for testing radiation emission over 1.0 GHz	5
PHOTOGRAPH 5: Test site for conducted emissions	6
PHOTOGRAPH 6: Test site for conducted emissions (Test set up)	7


PHOTOGRAPH 1: Test side for radiation emission




PHOTOGRAPH 2: Test place configuration for testing radiation emission 30 - 300 MHz




PHOTOGRAPH 3: Test place configuration for testing radiation emission 0.3 – 1.0 GHz



PHOTOGRAPH 4: Test place configuration for testing radiation emission over 1.0 GHz



PHOTOGRAPH 5: Test site for conducted emissions



PHOTOGRAPH 6: Test site for conducted emissions (Test set up)

