11BE20MIMO_Ant5_2412_106+26_OFDMA_1

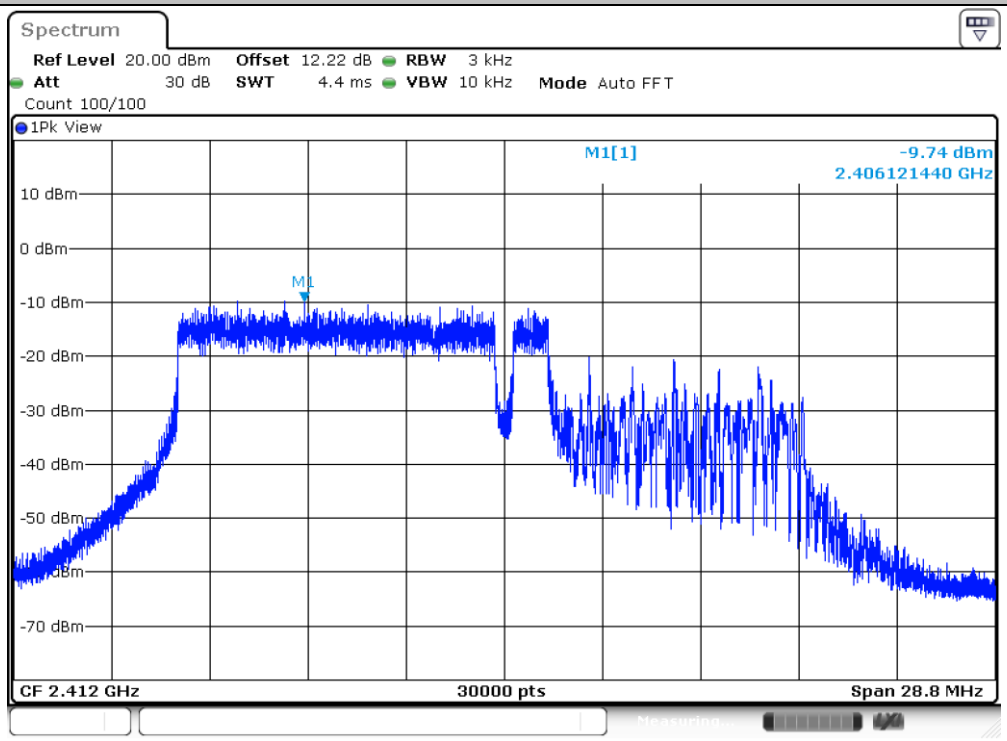

Date: 15.MAR.2024 23:28:35

11BE20MIMO_Ant7_2462_52+26_OFDMA_3

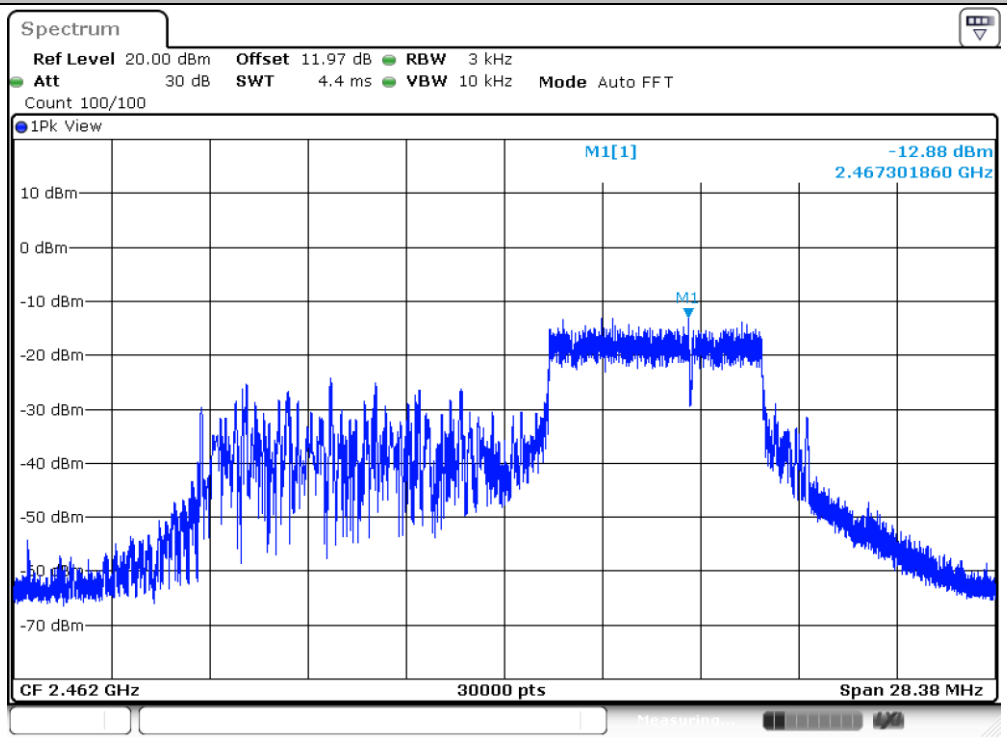

Date: 15.MAR.2024 23:47:34

11BE20MIMO_Ant7_2462_106+26_OFDMA_2

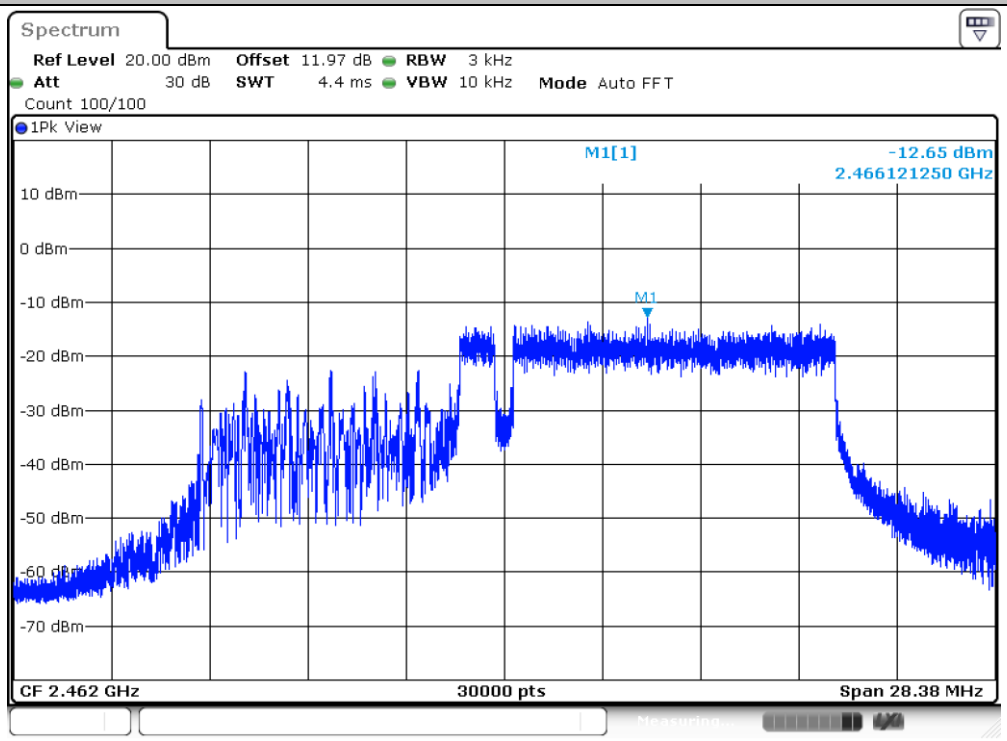

Date: 15.MAR.2024 23:50:38

11BE20MIMO_Ant5_2462_52+26_OFDMA_3

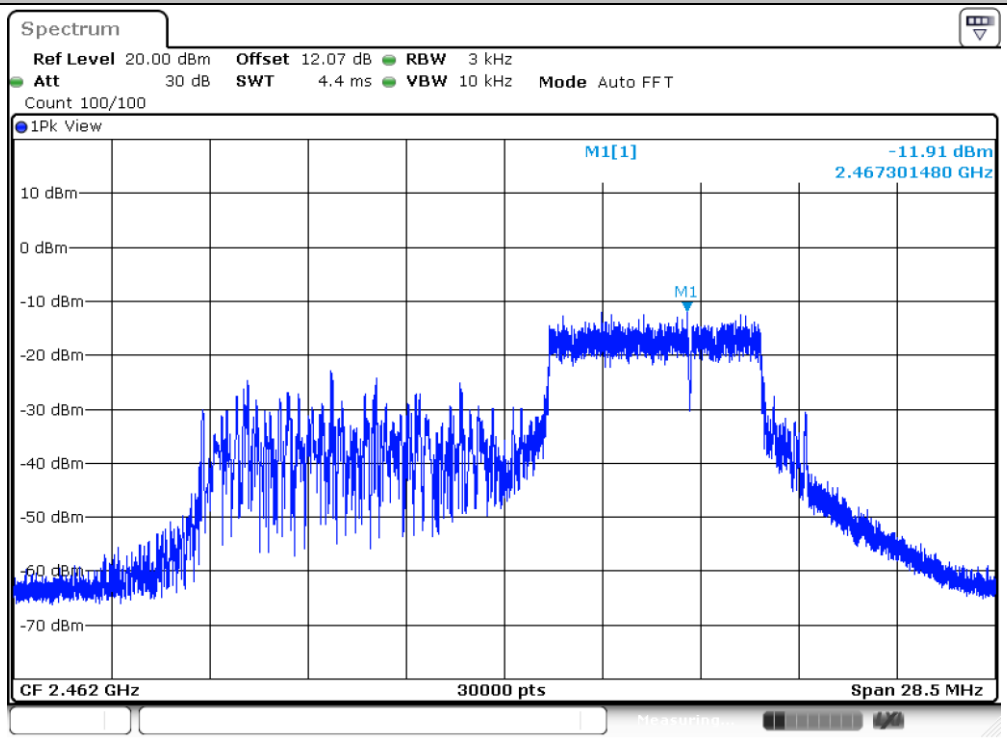

Date: 15.MAR.2024 23:47:44

11BE20MIMO_Ant5_2462_106+26_OFDMA_2

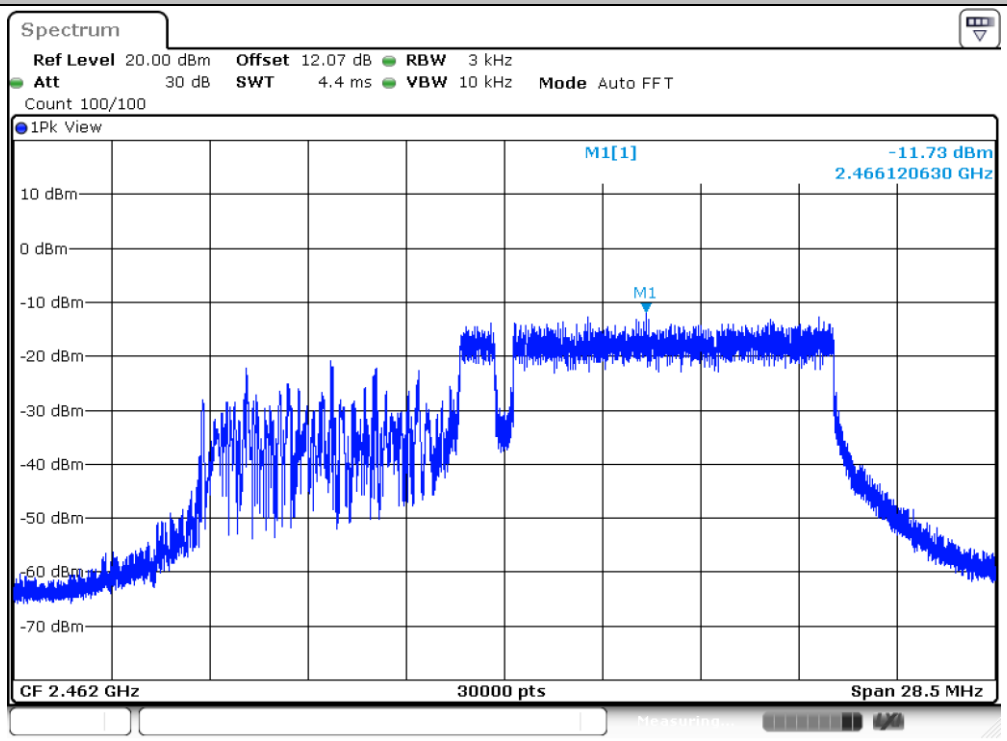

Appendix B. AC Conducted Emission Test Results

Test Engineer :	FangMing Liang	**Temperature :**	22~24℃
		Relative Humidity :	44~50%
Test Voltage :	120Vac / 60Hz	**Phase :**	Line
Remark :	All emissions not reported here are more than 10 dB below the prescribed limit.		

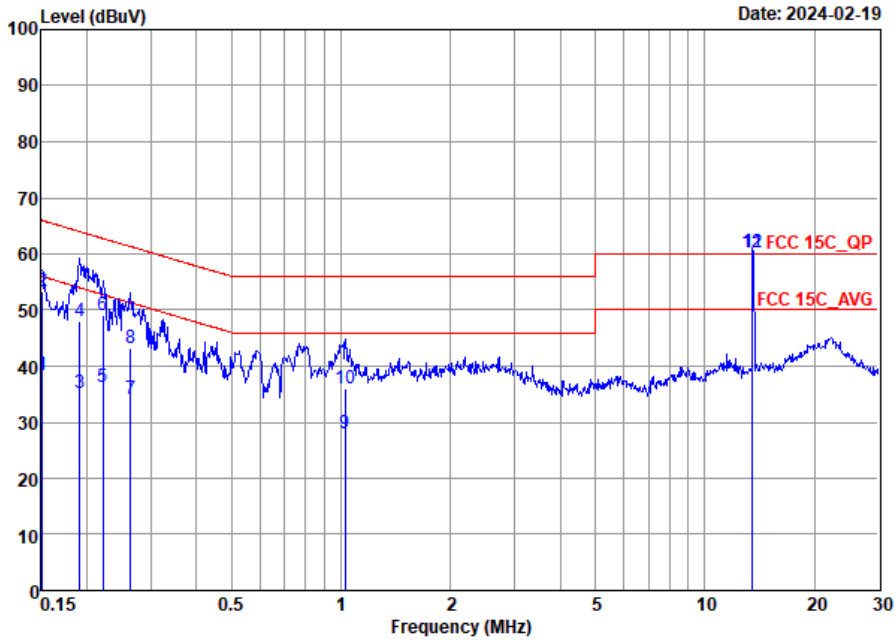

Site : CO01-SZ
Condition: FCC 15C QP AC LISN 100063 L LINE

		Freq	Level	Over Limit	Limit Line	Read Level	LISN Factor	Cable Loss	Remark
		MHz	dBuV	dB	dBuV	dBuV	dB	dB	
1		0.15	38.42	-17.54	55.96	17.91	10.38	10.13	Average
2		0.15	53.22	-12.74	65.96	32.71	10.38	10.13	QP
3		0.19	35.07	-18.91	53.98	14.50	10.42	10.15	Average
4		0.19	47.87	-16.11	63.98	27.30	10.42	10.15	QP
5		0.22	36.17	-16.57	52.74	15.70	10.32	10.15	Average
6		0.22	48.97	-13.77	62.74	28.50	10.32	10.15	QP
7		0.26	34.15	-17.14	51.29	13.90	10.10	10.15	Average
8		0.26	43.15	-18.14	61.29	22.90	10.10	10.15	QP
9		1.03	28.00	-18.00	46.00	7.60	10.24	10.16	Average
10		1.03	36.00	-20.00	56.00	15.60	10.24	10.16	QP
11	*	13.55	60.39	10.39	50.00	39.70	10.23	10.46	Average
12	!	13.55	60.39	0.39	60.00	39.70	10.23	10.46	QP

(1) with antenna

Remark: 13.560MHz is the NFC RF fundamental signal.

Test Engineer :	FangMing Liang	**Temperature :**	22~24℃
		Relative Humidity :	44~50%
Test Voltage :	120Vac / 60Hz	**Phase :**	Neutral
Remark :	All emissions not reported here are more than 10 dB below the prescribed limit.		

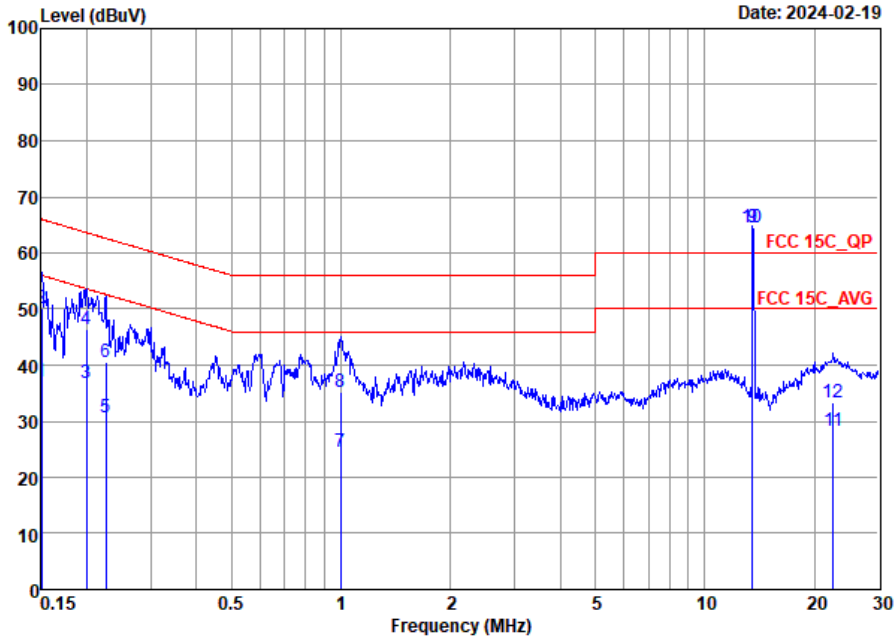

Site : CO01-SZ
Condition: FCC 15C OP AC LISN 100063 L LINE

		Freq	Level	Over Limit	Limit Line	Read Level	LISN Factor	Cable Loss	Remark
		MHz	dBuV	dB	dBuV	dBuV	dB	dB	
1		0.15	37.02	-18.98	56.00	16.50	10.39	10.13	Average
2		0.15	50.02	-15.98	66.00	29.50	10.39	10.13	QP
3		0.20	36.74	-16.88	53.62	16.10	10.49	10.15	Average
4		0.20	46.34	-17.28	63.62	25.70	10.49	10.15	QP
5		0.23	30.74	-21.87	52.61	10.30	10.29	10.15	Average
6		0.23	40.44	-22.17	62.61	20.00	10.29	10.15	QP
7		1.00	24.51	-21.49	46.00	4.10	10.25	10.16	Average
8		1.00	35.31	-20.69	56.00	14.90	10.25	10.16	QP
9	*	13.55	64.49	14.49	50.00	43.80	10.23	10.46	Average
10	!	13.55	64.49	4.49	60.00	43.80	10.23	10.46	QP
11		22.54	28.24	-21.76	50.00	7.40	10.17	10.67	Average
12		22.54	33.34	-26.66	60.00	12.50	10.17	10.67	QP

(1) with antenna

Remark: 13.560MHz is the NFC RF fundamental signal.

Test Engineer :	FangMing Liang	**Temperature :**	22~24℃
		Relative Humidity :	44~50%
Test Voltage :	120Vac / 60Hz	**Phase :**	Line
Remark :	All emissions not reported here are more than 10 dB below the prescribed limit.		

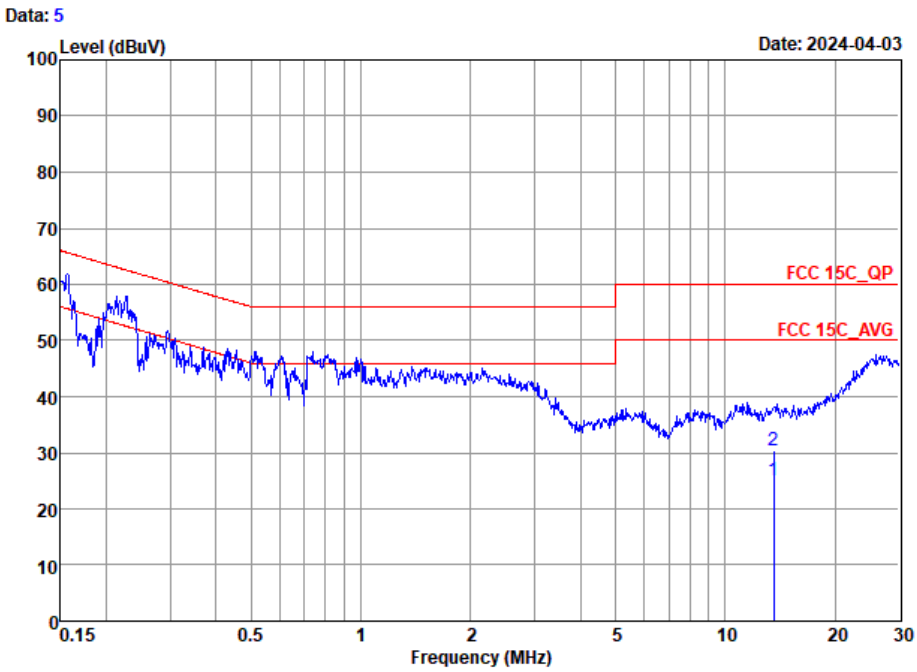

Site : CO01-SZ
Condition: FCC 15C QP AC LISN 100063 L LINE

	Freq	Level	Over Limit	Limit Line	Read Level	LISN Factor	Cable Loss	Remark
	MHz	dBuV	dB	dBuV	dBuV	dB	dB	
1 *	13.56	24.99	-25.01	50.00	4.30	10.23	10.46	Average
2	13.56	30.29	-29.71	60.00	9.60	10.23	10.46	QP

(2) With dummy load

Remark: Only the fundamental NFC signal needs to be retested per KDB 174176.

Test Engineer :	FangMing Liang	**Temperature :**	22~24℃
		Relative Humidity :	44~50%
Test Voltage :	120Vac / 60Hz	**Phase :**	Neutral
Remark :	All emissions not reported here are more than 10 dB below the prescribed limit.		

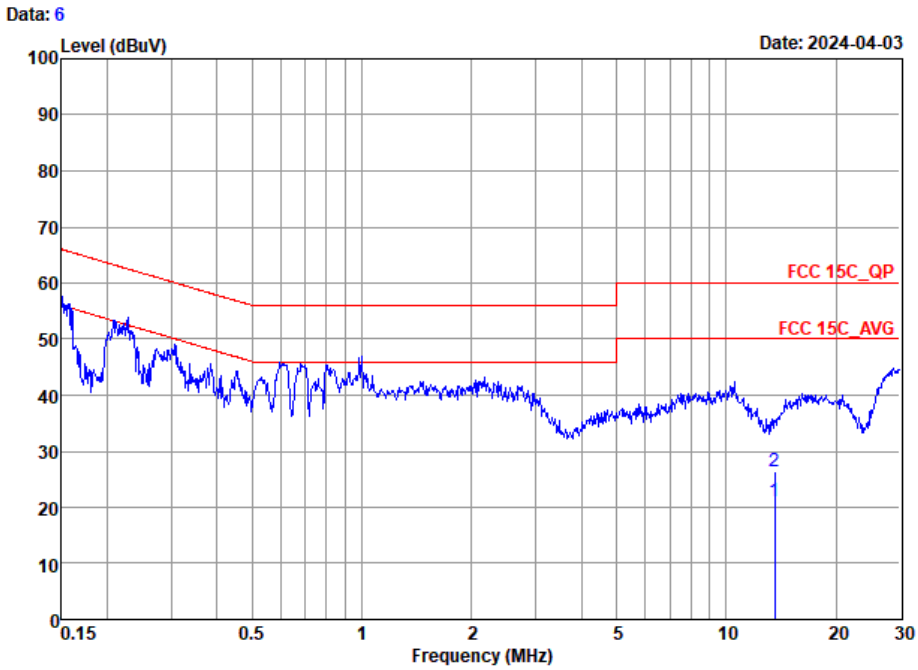

Site : CO01-SZ
Condition: FCC 15C QP AC LISN 100063 N NEUTRAL

	Freq	Level	Over Limit	Limit Line	Read Level	LISN Factor	Cable Loss	Remark
	MHz	dBuV	dB	dBuV	dBuV	dB	dB	
1 *	13.56	21.19	-28.81	50.00	0.50	10.23	10.46	Average
2	13.56	26.29	-33.71	60.00	5.60	10.23	10.46	QP

(2) With dummy load

Remark: Only the fundamental NFC signal needs to be retested per KDB 174176.

Note:

1. Level(dBμV) = Read Level(dBμV) + LISN Factor(dB) + Cable Loss(dB)
2. Over Limit(dB) = Level(dBμV) – Limit Line(dBμV)

Appendix C. Radiated Spurious Emission Test Data

Test Engineer:	Wenbo Xiao	Relative Humidity:	50%
		Temperature:	20℃~22℃

Radiated Spurious Emission Test Modes

Mode	Band (MHz)	Antenna	Modulation	Channel	Frequency	Data Rate	RU	Remark
Mode 1	2400-2483.5	5+7	802.11b	01	2412	1Mbps	-	Flip Open
Mode 2	2400-2483.5	5+7	802.11b	06	2437	1Mbps	-	Flip Open
Mode 3	2400-2483.5	5+7	802.11b	11	2462	1Mbps	-	Flip Open
Mode 4	2400-2483.5	5+7	802.11g	01	2412	6Mbps	-	Flip Open
Mode 5	2400-2483.5	5+7	802.11g	06	2437	6Mbps	-	Flip Open
Mode 6	2400-2483.5	5+7	802.11g	11	2462	6Mbps	-	Flip Open
Mode 7	2400-2483.5	5+7	802.11n HT20	01	2412	MCS0	-	Flip Open
Mode 8	2400-2483.5	5+7	802.11n HT20	06	2437	MCS0	-	Flip Open
Mode 9	2400-2483.5	5+7	802.11n HT20	11	2462	MCS0	-	Flip Open
Mode 10	2400-2483.5	5+7	802.11n HT40	03	2422	MCS0	-	Flip Open
Mode 11	2400-2483.5	5+7	802.11n HT40	09	2452	MCS0	-	Flip Open
Mode 12	2400-2483.5	5+7	802.11ax HE20	01	2412	MCS0	Full RU	Flip Open
Mode 13	2400-2483.5	5+7	802.11ax HE20	06	2437	MCS0	Full RU	Flip Open
Mode 14	2400-2483.5	5+7	802.11ax HE20	11	2462	MCS0	Full RU	Flip Open
Mode 15	2400-2483.5	5+7	802.11ax HE40	03	2422	MCS0	Full RU	Flip Open
Mode 16	2400-2483.5	5+7	802.11ax HE40	09	2452	MCS0	Full RU	Flip Open
Mode 17	2400-2483.5	5+7	802.11ax HE20	01	2412	MCS0	Partial RU 106/53	Flip Open
Mode 18	2400-2483.5	5+7	802.11ax HE20	11	2462	MCS0	Partial RU 52/40	Flip Open
Mode 19	2400-2483.5	5+7	802.11be EHT20	01	2412	MCS0	Full RU	Flip Open
Mode 20	2400-2483.5	5+7	802.11be EHT20	06	2437	MCS0	Full RU	Flip Open
Mode 21	2400-2483.5	5+7	802.11be EHT20	11	2462	MCS0	Full RU	Flip Open
Mode 22	2400-2483.5	5+7	802.11be EHT40	03	2422	MCS0	Full RU	Flip Open
Mode 23	2400-2483.5	5+7	802.11be EHT40	09	2452	MCS0	Full RU	Flip Open
Mode 24	2400-2483.5	5+7	802.11be EHT20	01	2412	MCS0	Single RU 106/53	Flip Open
Mode 25	2400-2483.5	5+7	802.11be EHT20	11	2462	MCS0	Single RU 106/54	Flip Open
Mode 26	2400-2483.5	5+7	802.11be EHT20	01	2412	MCS0	Small RU 52+26	Flip Open
Mode 27	2400-2483.5	5+7	802.11be EHT20	11	2462	MCS0	Small RU 106+26	Flip Open
Mode 28	2400-2483.5	5+7	802.11ax HE20	01	2412	MCS0	Full RU	LF
Mode 29	2400-2483.5	5+7	802.11ax HE20	01	2412	MCS0	Full RU	Fold Up
Mode 30	2400-2483.5	5+7	802.11n HT40	06	2437	MCS0	Full RU	Flip Open

Mode	Band (MHz)	Antenna	Modulation	Channel	Frequency	Data Rate	RU	Remark
Mode 31	2400-2483.5	5+7	802.11ax HE40	06	2437	MCS0	Full RU	Flip Open
Mode 32	2400-2483.5	5+7	802.11be EHT40	06	2437	MCS0	Full RU	Flip Open
Mode 33	2400-2483.5	5+7	802.11g	10	2457	6Mbps	-	Flip Open
Mode 34	2400-2483.5	5+7	802.11n HT20	10	2457	MCS0	-	Flip Open
Mode 35	2400-2483.5	5+7	802.11n HT40	08	2447	MCS0	-	Flip Open
Mode 36	2400-2483.5	5+7	802.11ax HE20	02	2417	MCS0	Full RU	Flip Open
Mode 37	2400-2483.5	5+7	802.11ax HE20	10	2457	MCS0	Full RU	Flip Open
Mode 38	2400-2483.5	5+7	802.11ax HE40	04	2427	MCS0	Full RU	Flip Open
Mode 39	2400-2483.5	5+7	802.11ax HE40	08	2447	MCS0	Full RU	Flip Open
Mode 40	2400-2483.5	5+7	802.11BE EHT20	02	2417	MCS0	Full RU	Flip Open
Mode 41	2400-2483.5	5+7	802.11BE EHT20	10	2457	MCS0	Full RU	Flip Open
Mode 42	2400-2483.5	5+7	802.11BE EHT40	04	2427	MCS0	Full RU	Flip Open
Mode 43	2400-2483.5	5+7	802.11BE EHT40	08	2447	MCS0	Full RU	Flip Open

Summary of each worse mode

Mode	Modulation	Ch.	Freq. (MHz)	Level (dBuV/m)	Limit (dBuV/m)	Margin (dB)	Pol.	Peak Avg.	Result	Remark
1	802.11b	01	2386.44	48.13	54.00	-5.87	V	AVERAGE	Pass	Band Edge
1	802.11b	01	4824.00	37.55	54.00	-16.45	V	Average	Pass	Harmonic
2	802.11b	06	-	-	-	-	-	-	-	Band Edge
2	802.11b	06	4874.00	40.57	54.00	-13.43	V	Average	Pass	Harmonic
3	802.11b	11	2484.88	46.52	54.00	-7.48	V	AVERAGE	Pass	Band Edge
3	802.11b	11	4924.00	37.49	54.00	-16.51	V	Average	Pass	Harmonic
4	802.11g	01	2389.30	50.15	54.00	-3.85	V	AVERAGE	Pass	Band Edge
4	802.11g	01	4824.00	44.89	74.00	-29.11	H	Peak	Pass	Harmonic
5	802.11g	06	-	-	-	-	-	-	-	Band Edge
5	802.11g	06	4874.00	46.86	74.00	-27.14	V	Peak	Pass	Harmonic
6	802.11g	11	2483.55	50.28	54.00	-3.72	V	AVERAGE	Pass	Band Edge
6	802.11g	11	7386.00	45.72	74.00	-28.28	V	Peak	Pass	Harmonic
7	802.11n HT20	01	2389.95	49.98	54.00	-4.02	H	AVERAGE	Pass	Band Edge
7	802.11n HT20	01	4824.00	44.73	74.00	-29.27	V	Peak	Pass	Harmonic
8	802.11n HT20	06	-	-	-	-	-	-	-	Band Edge
8	802.11n HT20	06	4874.00	46.54	74.00	-27.46	H	Peak	Pass	Harmonic
9	802.11n HT20	11	2483.58	50.36	54.00	-3.64	V	AVERAGE	Pass	Band Edge
9	802.11n HT20	11	4924.00	46.09	74.00	-27.91	V	Peak	Pass	Harmonic
10	802.11n HT40	03	2389.41	50.06	54.00	-3.94	V	AVERAGE	Pass	Band Edge
10	802.11n HT40	03	-	-	-	-	-	-	-	Harmonic
11	802.11n HT40	09	2483.59	48.73	54.00	-5.27	V	AVERAGE	Pass	Band Edge
11	802.11n HT40	09	-	-	-	-	-	-	-	Harmonic
12	802.11ax HE20	01	2389.95	50.68	54.00	-3.32	H	AVERAGE	Pass	Band Edge
12	802.11ax HE20	01	4824.00	45.17	74.00	-28.83	H	Peak	Pass	Harmonic
13	802.11ax HE20	06	-	-	-	-	-	-	-	Band Edge
13	802.11ax HE20	06	7311.00	46.83	74.00	-27.17	V	Peak	Pass	Harmonic
14	802.11ax HE20	11	2483.66	47.89	54.00	-6.11	V	AVERAGE	Pass	Band Edge
14	802.11ax HE20	11	7386.00	46.66	74.00	-27.34	V	Peak	Pass	Harmonic
15	802.11ax HE40	03	2389.74	50.24	54.00	-3.76	V	AVERAGE	Pass	Band Edge
15	802.11ax HE40	03	-	-	-	-	-	-	-	Harmonic
16	802.11ax HE40	09	2483.58	50.27	54.00	-3.73	V	AVERAGE	Pass	Band Edge
16	802.11ax HE40	09	-	-	-	-	-	-	-	Harmonic
17	802.11ax HE20	01	2389.95	37.92	54.00	-16.08	V	AVERAGE	Pass	Band Edge
17	802.11ax HE20	01	-	-	-	-	-	-	-	Harmonic
18	802.11ax HE20	11	2483.55	36.30	54.00	-17.70	V	AVERAGE	Pass	Band Edge
18	802.11ax HE20	11	-	-	-	-	-	-	-	Harmonic

Mode	Modulation	Ch.	Freq. (MHz)	Level (dBuV/m)	Limit (dBuV/m)	Margin (dB)	Pol.	Peak Avg.	Result	Remark
19	802.11be EHT20	01	2389.95	49.84	54.00	-4.16	H	AVERAGE	Pass	Band Edge
19	802.11be EHT20	01	4824.00	45.16	74.00	-28.84	H	Peak	Pass	Harmonic
20	802.11be EHT20	06	2483.56	46.88	54.00	-7.12	V	AVERAGE	Pass	Band Edge
20	802.11be EHT20	06	7311.00	45.41	74.00	-28.59	H	Peak	Pass	Harmonic
21	802.11be EHT20	11	2483.89	47.73	54.00	-6.27	V	AVERAGE	Pass	Band Edge
21	802.11be EHT20	11	7386.00	44.62	74.00	-29.38	V	Peak	Pass	Harmonic
22	802.11be EHT40	03	2389.41	50.65	54.00	-3.35	V	AVERAGE	Pass	Band Edge
22	802.11be EHT40	03	-	-	-	-	-	-	-	Harmonic
23	802.11be EHT40	09	2483.54	50.27	54.00	-3.73	V	AVERAGE	Pass	Band Edge
23	802.11be EHT40	09	-	-	-	-	-	-	-	Harmonic
24	802.11be EHT20	01	2389.30	41.84	54.00	-12.16	V	AVERAGE	Pass	Band Edge
24	802.11be EHT20	01	-	-	-	-	-	-	-	Harmonic
25	802.11be EHT20	11	2483.58	36.22	54.00	-17.78	V	AVERAGE	Pass	Band Edge
25	802.11be EHT20	11	-	-	-	-	-	-	-	Harmonic
26	802.11be EHT20	01	2389.82	38.75	54.00	-15.25	V	AVERAGE	Pass	Band Edge
26	802.11be EHT20	01	-	-	-	-	-	-	-	Harmonic
27	802.11be EHT20	11	2483.66	39.63	54.00	-14.37	V	AVERAGE	Pass	Band Edge
27	802.11be EHT20	11	-	-	-	-	-	-	-	Harmonic
28	802.11ax HE20	01	53.28	32.03	40.00	-7.97	V	PEAK	Pass	LF
29	802.11ax HE20	01	2389.43	50.28	54.00	-3.72	H	AVERAGE	Pass	Band Edge
29	802.11ax HE20	01	4824.00	46.08	74.00	-27.92	V	Peak	Pass	Harmonic
30	802.11n HT40	06	2483.56	49.54	54.00	-4.46	V	AVERAGE	Pass	Band Edge
30	802.11n HT40	06	-	-	-	-	-	-	-	Harmonic
31	802.11ax HE40	06	2483.56	50.62	54.00	-3.38	V	AVERAGE	Pass	Band Edge
31	802.11ax HE40	06	-	-	-	-	-	-	-	Harmonic
32	802.11be EHT40	06	2483.56	50.35	54.00	-3.65	V	AVERAGE	Pass	Band Edge
32	802.11be EHT40	06	-	-	-	-	-	-	-	Harmonic
33	802.11g	10	2483.51	47.39	54.00	-6.61	V	AVERAGE	Pass	Band Edge
33	802.11g	10	-	-	-	-	-	-	-	Harmonic
34	802.11n HT20	10	2483.51	47.78	54.00	-6.22	V	AVERAGE	Pass	Band Edge
34	802.11n HT20	10	-	-	-	-	-	-	-	Harmonic
35	802.11n HT40	08	2484.26	48.54	54.00	-5.46	V	AVERAGE	Pass	Band Edge
35	802.11n HT40	08	-	-	-	-	-	-	-	Harmonic
36	802.11ax HE20	02	2389.95	48.79	54.00	-5.21	V	AVERAGE	Pass	Band Edge
36	802.11ax HE20	02	-	-	-	-	-	-	-	Harmonic
37	802.11ax HE20	10	2483.51	50.14	54.00	-3.86	V	AVERAGE	Pass	Band Edge
37	802.11ax HE20	10	-	-	-	-	-	-	-	Harmonic

Mode	Modulation	Ch.	Freq. (MHz)	Level (dBuV/m)	Limit (dBuV/m)	Margin (dB)	Pol.	Peak Avg.	Result	Remark
38	802.11ax HE40	04	2389.41	50.60	54.00	-3.40	V	AVERAGE	Pass	Band Edge
38	802.11ax HE40	04	-	-	-	-	-	-	-	Harmonic
39	802.11ax HE40	08	2483.54	49.65	54.00	-4.35	V	AVERAGE	Pass	Band Edge
39	802.11ax HE40	08	-	-	-	-	-	-	-	Harmonic
40	802.11BE EHT20	02	2389.69	50.41	54.00	-3.59	V	AVERAGE	Pass	Band Edge
40	802.11BE EHT20	02	-	-	-	-	-	-	-	Harmonic
41	802.11BE EHT20	10	2483.51	50.57	54.00	-3.43	V	AVERAGE	Pass	Band Edge
41	802.11BE EHT20	10	-	-	-	-	-	-	-	Harmonic
42	802.11BE EHT40	04	2389.41	50.44	54.00	-3.56	V	AVERAGE	Pass	Band Edge
42	802.11BE EHT40	04	-	-	-	-	-	-	-	Harmonic
43	802.11BE EHT40	08	2483.54	50.08	54.00	-3.92	V	AVERAGE	Pass	Band Edge
43	802.11BE EHT40	08	-	-	-	-	-	-	-	Harmonic

Simultaneous transmission

Mode	Band (MHz)	Antenna	Modulation	Channel	Frequency	Data Rate	RU	Remark
Mode 44	CO-TX	2	LTE B48 Link	-	-	-	-	
		5+7	802.11ax HE20	01	2412	MCS0	Full RU	

Mode	Modulation	Ch.	Freq. (MHz)	Level (dBuV/m)	Limit (dBuV/m)	Margin (dB)	Pol.	Peak Avg.	Result	Remark
44	802.11ax HE20	01	2389.82	48.90	54.00	-5.10	H	AVERAGE	Pass	Band Edge
	802.11ax HE20	01	4824.00	46.23	74.00	-27.77	H	Peak	Pass	Harmonic

Mode	1	
	Band Edge	
	2400-2483.5_802.11b_CH01_2412MHz	
ANT	5+7	
Pol.	Horizontal	Fundamental
Peak	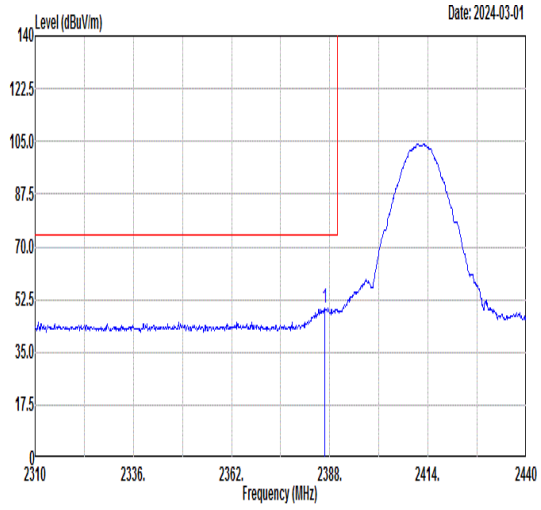 Freq Level Limit Line Margin (dB) Read Level Ant Factor Cable Loss Preamp Factor APos TPos Remark 1 2386.70 49.78 74.00 -24.22 46.96 30.72 5.36 33.26 373 0 PEAK	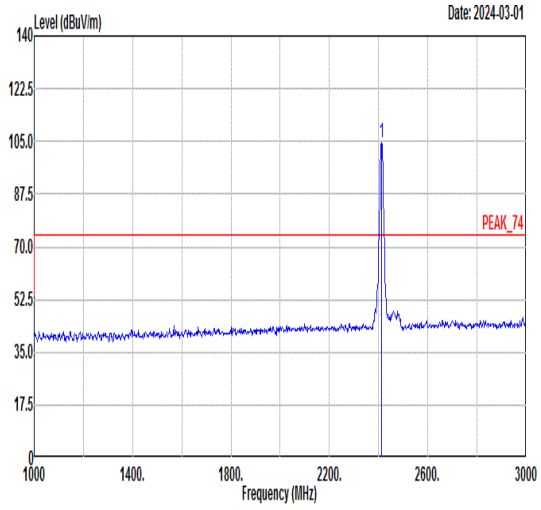 Freq Level Limit Line Margin (dB) Read Level Ant Factor Cable Loss Preamp Factor APos TPos Remark 1 2412.00 104.40 ------ ------ 101.52 30.72 5.38 33.22 373 0 PEAK
Avg	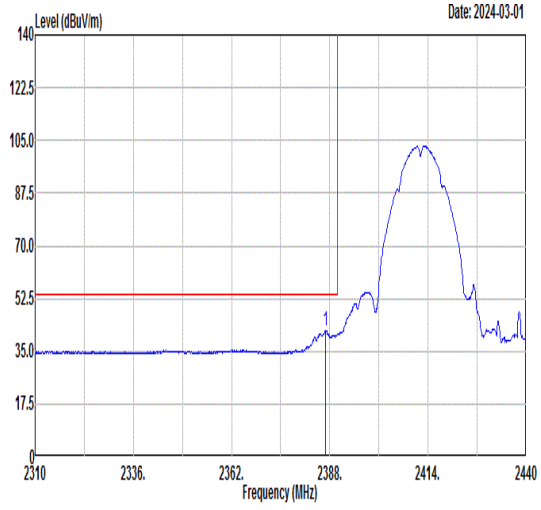 Freq Level Limit Line Margin (dB) Read Level Ant Factor Cable Loss Preamp Factor APos TPos Remark 1 2386.83 41.82 54.00 -12.18 39.00 30.72 5.36 33.26 373 0 AVERAGE	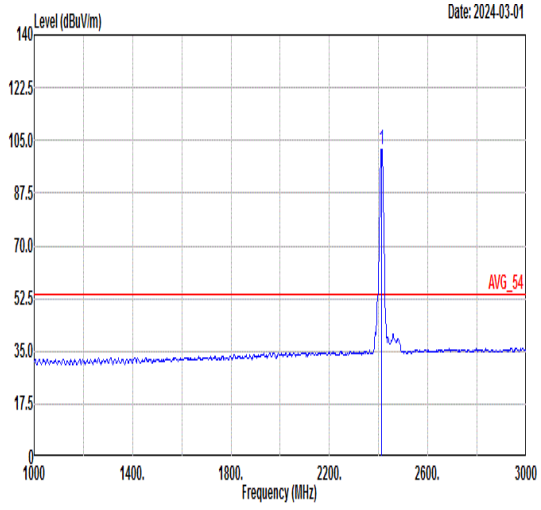 Freq Level Limit Line Margin (dB) Read Level Ant Factor Cable Loss Preamp Factor APos TPos Remark 1 2412.00 102.04 ------ ------ 99.16 30.72 5.38 33.22 373 0 AVERAGE

Mode	1	
	Band Edge	
	2400-2483.5_802.11b_CH01_2412MHz	
ANT	5+7	
Pol.	Vertical	Fundamental
Peak	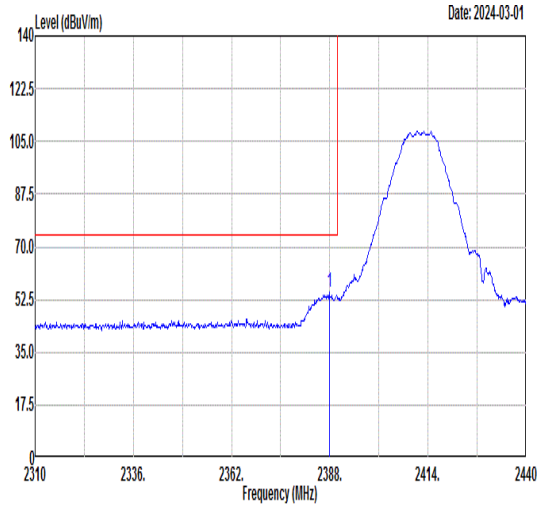 Freq Level Limit Line Margin (dB) Read Level Ant Factor Cable Loss Preamp Factor APos TPos Remark 1 2387.87 54.94 74.00 -19.06 52.12 30.72 5.36 33.26 200 292 PEAK	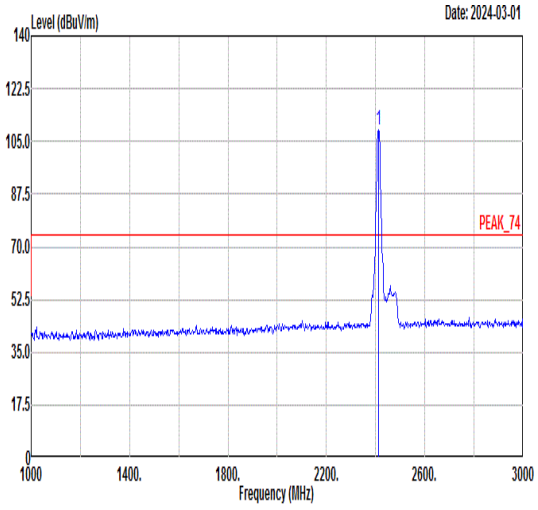 Freq Level Limit Line Margin (dB) Read Level Ant Factor Cable Loss Preamp Factor APos TPos Remark 1 2412.00 108.88 ------ ------ 106.00 30.72 5.38 33.22 200 292 PEAK
Avg	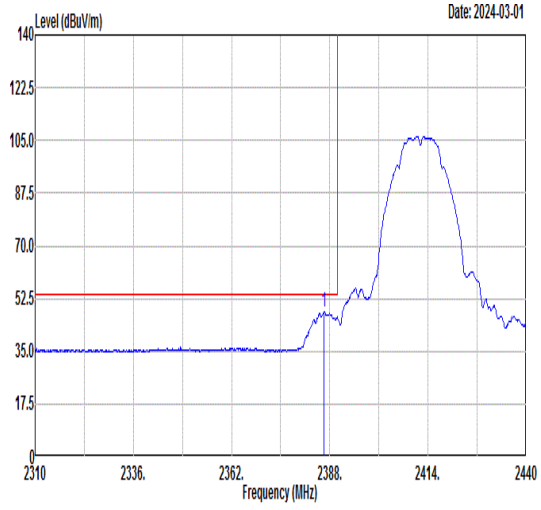 Freq Level Limit Line Margin (dB) Read Level Ant Factor Cable Loss Preamp Factor APos TPos Remark 1 2386.44 48.13 54.00 -5.87 45.31 30.72 5.36 33.26 200 292 AVERAGE	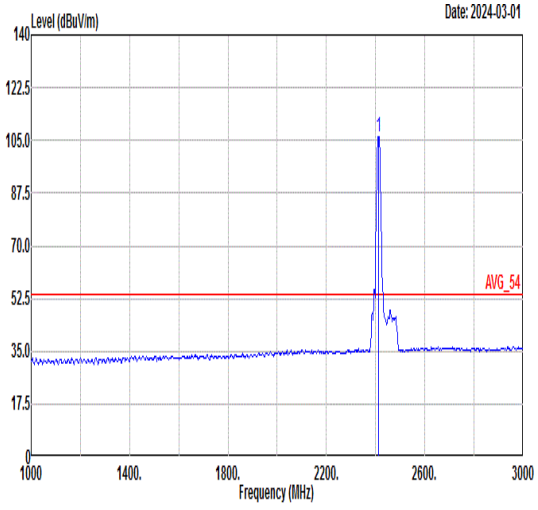 Freq Level Limit Line Margin (dB) Read Level Ant Factor Cable Loss Preamp Factor APos TPos Remark 1 2412.00 106.25 ------ ------ 103.37 30.72 5.38 33.22 200 292 AVERAGE

Mode	1	
	Harmonic	
	2400-2483.5_802.11b_CH01_2412MHz	
ANT	5+7	
Pol.	Horizontal	Vertical
Peak Avg	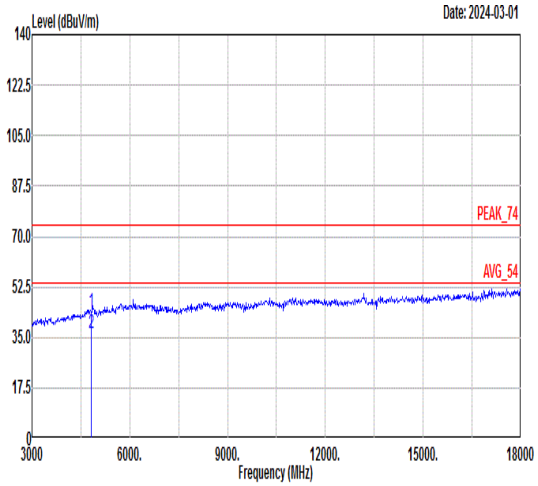 Freq Level Limit Line Margin Read Level Ant Factor Cable Loss Preamp Factor APos TPos Remark MHz dBuV/m dBuV/m dB dBuV dB/m dB dB cm deg 1 4824.00 44.05 74.00 -29.95 64.24 35.78 8.88 64.85 100 84 Peak 2 4824.00 36.43 54.00 -17.57 56.62 35.78 8.88 64.85 100 84 Average	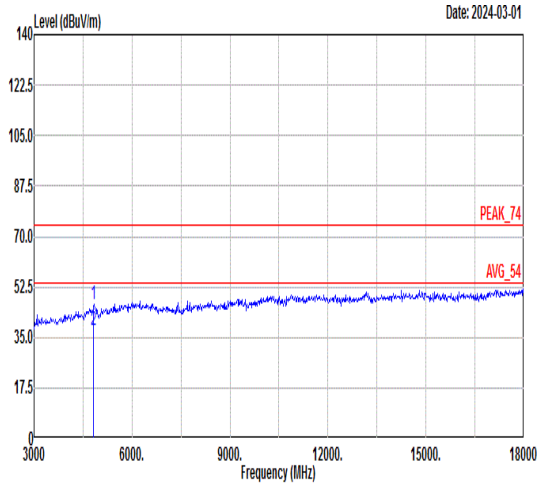 Freq Level Limit Line Margin Read Level Ant Factor Cable Loss Preamp Factor APos TPos Remark MHz dBuV/m dBuV/m dB dBuV dB/m dB dB cm deg 1 4824.00 46.23 74.00 -27.77 66.42 35.78 8.88 64.85 100 166 Peak 2 4824.00 37.55 54.00 -16.45 57.74 35.78 8.88 64.85 100 166 Average

Mode	2	
	Harmonic	
	2400-2483.5_802.11b_CH06_2437MHz	
ANT	5+7	
Pol.	Horizontal	Vertical
Peak Avg	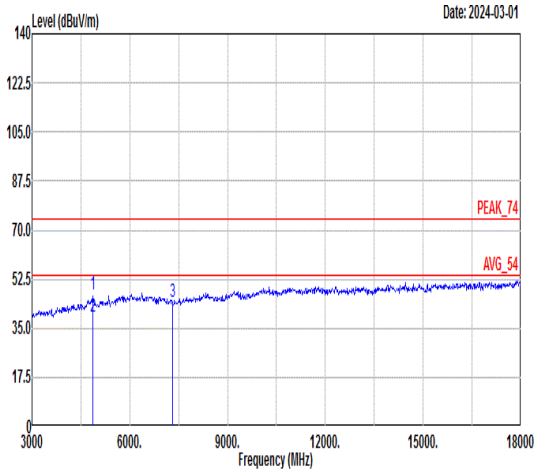 Freq Level Limit Line Margin Read Level Ant Factor Cable Loss Preamp Factor APos TPos Remark MHz dBuV/m dBuV/m dB dBuV dB/m dB dB cm deg 1 4874.00 47.02 74.00 -26.98 67.27 35.90 8.72 64.87 100 187 Peak 2 4874.00 39.18 54.00 -14.82 59.43 35.90 8.72 64.87 100 187 Average 3 7311.00 44.28 74.00 -29.72 62.08 36.88 10.18 64.86 --- --- Peak	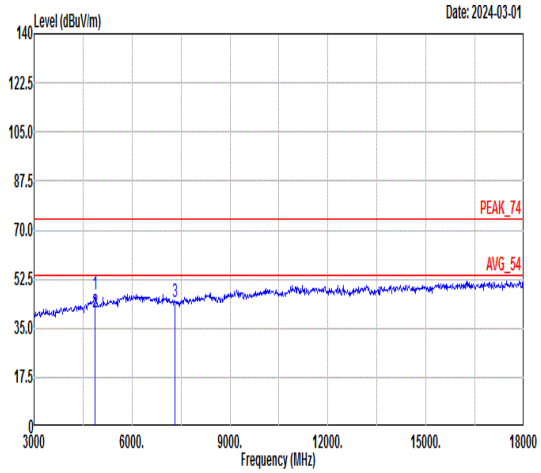 Freq Level Limit Line Margin Read Level Ant Factor Cable Loss Preamp Factor APos TPos Remark MHz dBuV/m dBuV/m dB dBuV dB/m dB dB cm deg 1 4874.00 46.97 74.00 -27.03 67.22 35.90 8.72 64.87 177 269 Peak 2 4874.00 40.57 54.00 -13.43 60.82 35.90 8.72 64.87 177 269 Average 3 7311.00 44.48 74.00 -29.52 62.28 36.88 10.18 64.86 --- --- Peak

Mode	3	
	Band Edge	
	2400-2483.5_802.11b_CH11_2462MHz	
ANT	5+7	
Pol.	Horizontal	Fundamental
Peak	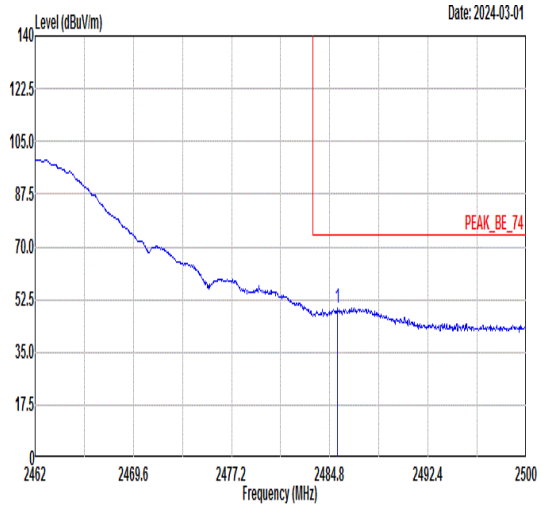 Freq Level Limit Line Margin (dB) Read Level Ant Factor Cable Loss Preamp Factor APos TPos Remark 1 2485.37 49.60 74.00 -24.40 46.56 30.70 5.46 33.12 384 0 PEAK	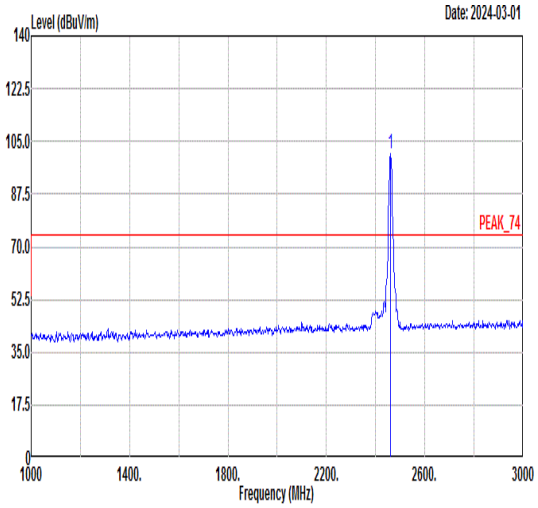 Freq Level Limit Line Margin (dB) Read Level Ant Factor Cable Loss Preamp Factor APos TPos Remark 1 2462.00 100.92 ------ ------ 97.92 30.71 5.44 33.15 384 0 PEAK
Avg	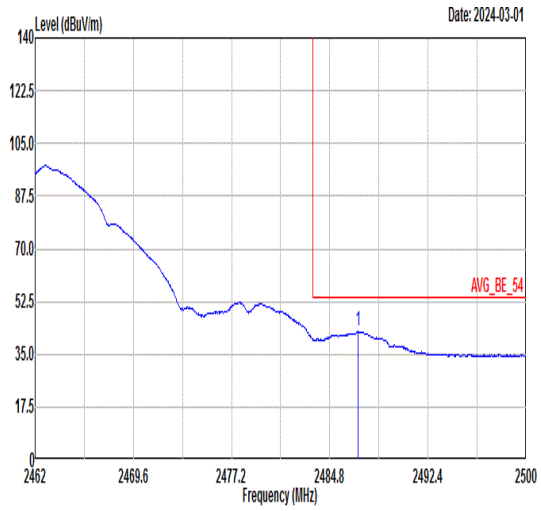 Freq Level Limit Line Margin (dB) Read Level Ant Factor Cable Loss Preamp Factor APos TPos Remark 1 2487.00 42.60 54.00 -11.40 39.56 30.70 5.46 33.12 384 0 AVERAGE	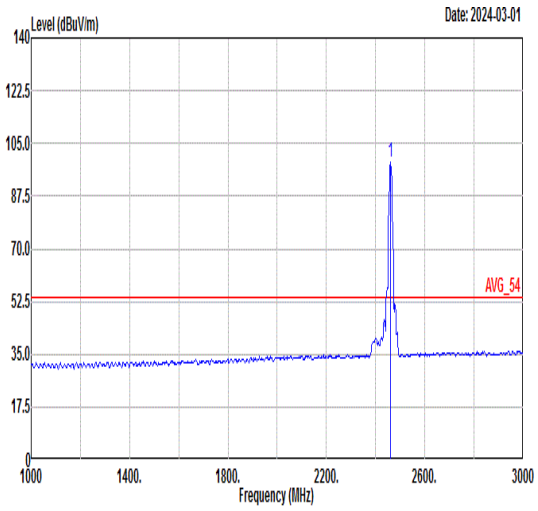 Freq Level Limit Line Margin (dB) Read Level Ant Factor Cable Loss Preamp Factor APos TPos Remark 1 2462.00 98.79 ------ ------ 95.81 30.71 5.43 33.16 384 0 AVERAGE

Mode	3	
	Band Edge	
	2400-2483.5_802.11b_CH11_2462MHz	
ANT	5+7	
Pol.	Vertical	Fundamental
Peak	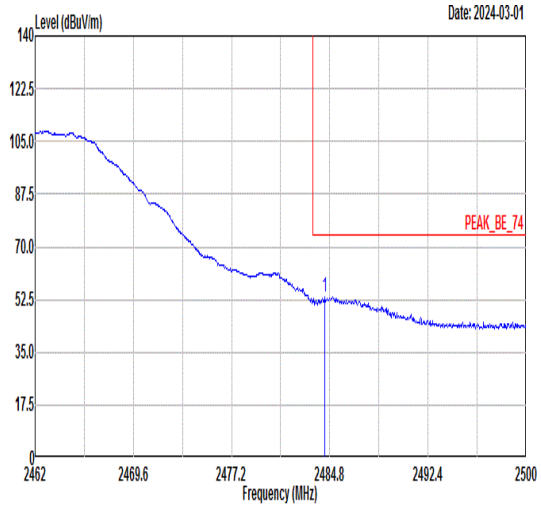 Freq Level Limit Line Margin (dB) Read Level Ant Factor Cable Loss Preamp Factor APos TPos Remark 1 2484.38 53.60 74.00 -20.40 50.56 30.70 5.46 33.12 204 306 PEAK	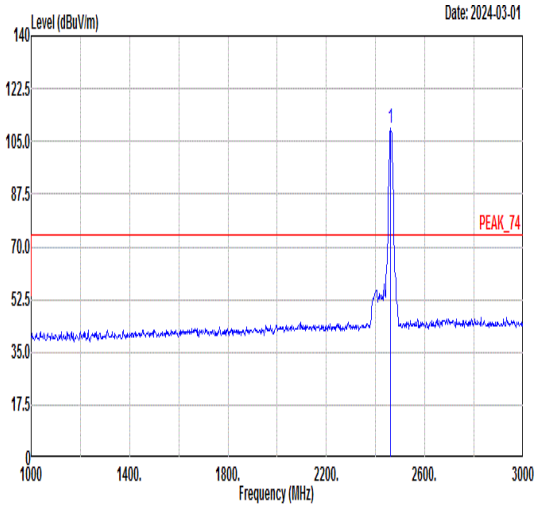 Freq Level Limit Line Margin (dB) Read Level Ant Factor Cable Loss Preamp Factor APos TPos Remark 1 2462.00 109.26 ------ ------ 106.26 30.71 5.44 33.15 204 306 PEAK
Avg	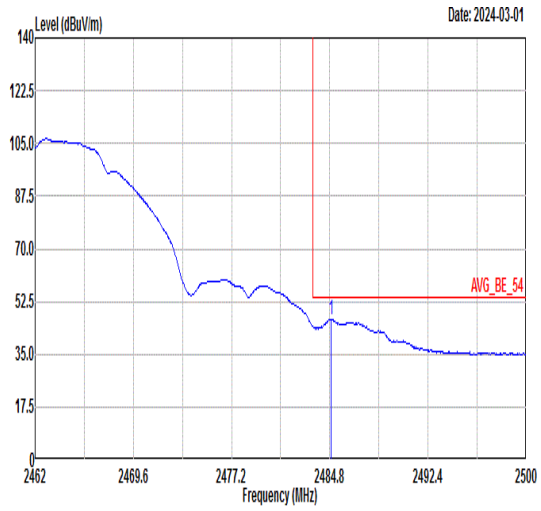 Freq Level Limit Line Margin (dB) Read Level Ant Factor Cable Loss Preamp Factor APos TPos Remark 1 2484.88 46.52 54.00 -7.48 43.48 30.70 5.46 33.12 204 306 AVERAGE	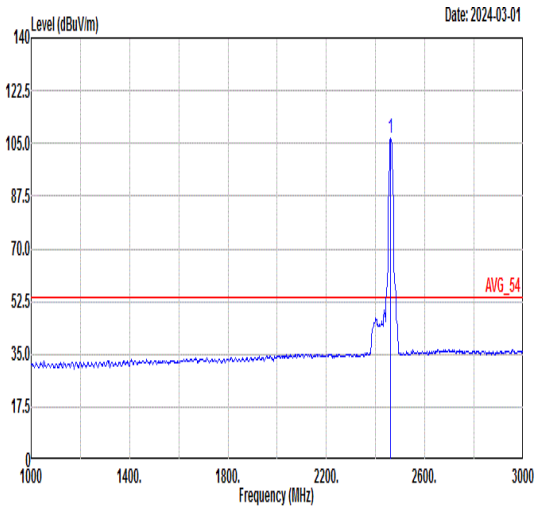 Freq Level Limit Line Margin (dB) Read Level Ant Factor Cable Loss Preamp Factor APos TPos Remark 1 2462.00 106.52 ------ ------ 103.52 30.71 5.44 33.15 204 306 AVERAGE

Mode	3	
	Harmonic	
	2400-2483.5_802.11b_CH11_2462MHz	
ANT	5+7	
Pol.	Horizontal	Vertical
Peak Avg	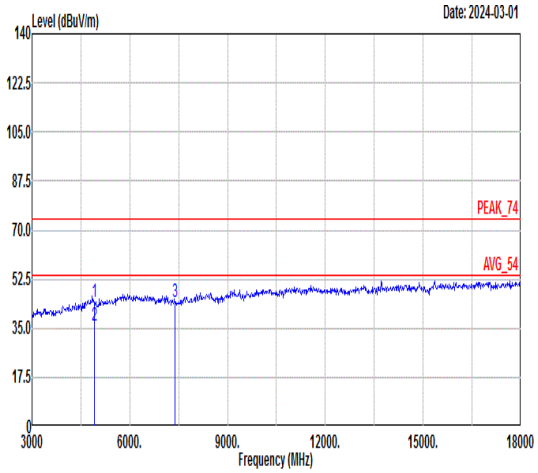 Freq Level Limit Line Margin Read Level Ant Factor Cable Loss Preamp Factor APos TPos Remark MHz dBuV/m dBuV/m dB dBuV dB/m dB dB cm deg 1 4924.00 44.42 74.00 -29.58 64.72 36.02 8.57 64.89 100 88 Peak 2 4924.00 36.02 54.00 -17.98 56.32 36.02 8.57 64.89 100 88 Average 3 7386.00 44.35 74.00 -29.65 62.18 36.85 10.18 64.86 --- --- Peak	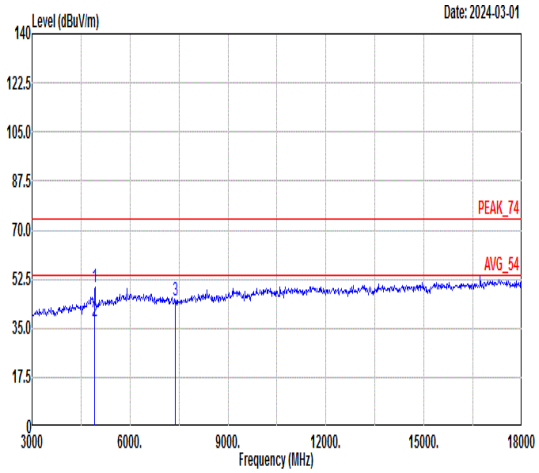 Freq Level Limit Line Margin Read Level Ant Factor Cable Loss Preamp Factor APos TPos Remark MHz dBuV/m dBuV/m dB dBuV dB/m dB dB cm deg 1 4924.00 49.58 74.00 -24.42 69.88 36.02 8.57 64.89 100 269 Peak 2 4924.00 37.49 54.00 -16.51 57.79 36.02 8.57 64.89 100 269 Average 3 7386.00 45.09 74.00 -28.91 62.92 36.85 10.18 64.86 --- --- Peak

Mode	4	
	Band Edge	
	2400-2483.5_802.11g_CH01_2412MHz	
ANT	5+7	
Pol.	Horizontal	Fundamental
Peak	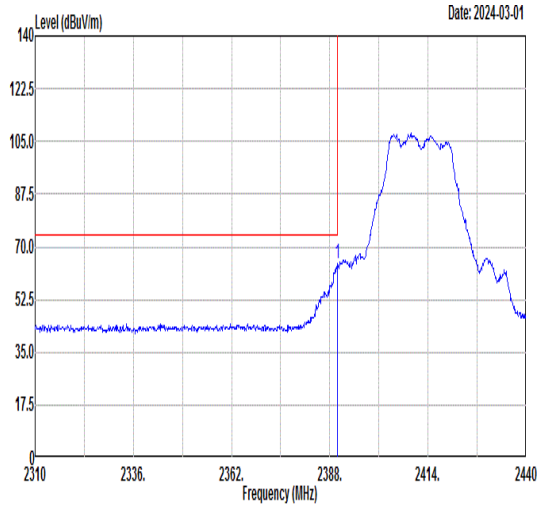 Freq Level Limit Line Margin Read Level Ant Factor Cable Loss Preamp Factor APos TPos Remark 1 2389.95 64.21 74.00 -9.79 61.38 30.72 5.36 33.25 374 0 PEAK	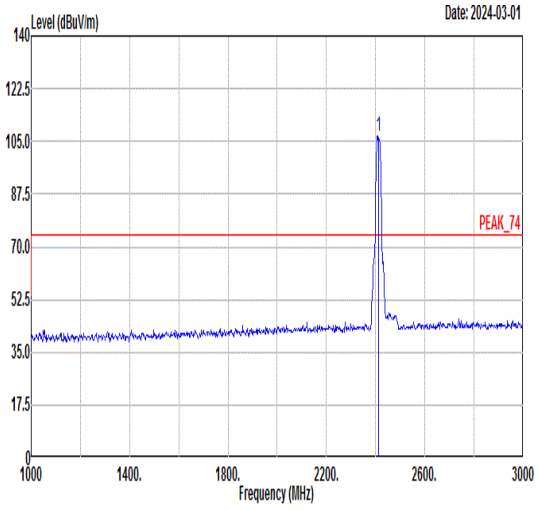 Freq Level Limit Line Margin Read Level Ant Factor Cable Loss Preamp Factor APos TPos Remark 1 2412.00 106.85 ------ ------ 103.99 30.72 5.37 33.23 374 0 PEAK
Avg	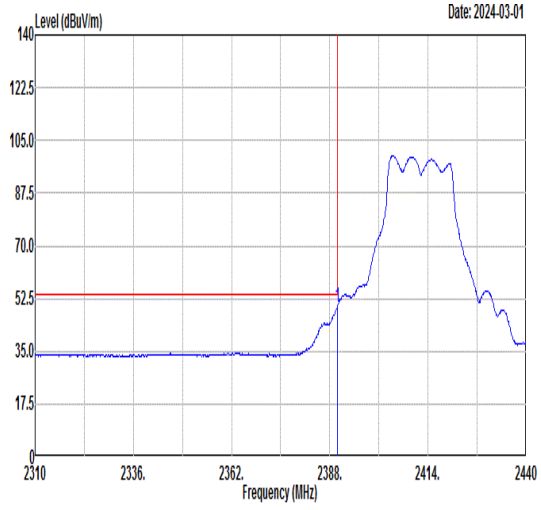 Freq Level Limit Line Margin Read Level Ant Factor Cable Loss Preamp Factor APos TPos Remark 1 2389.95 49.52 54.00 -4.48 46.69 30.72 5.36 33.25 374 0 AVERAGE	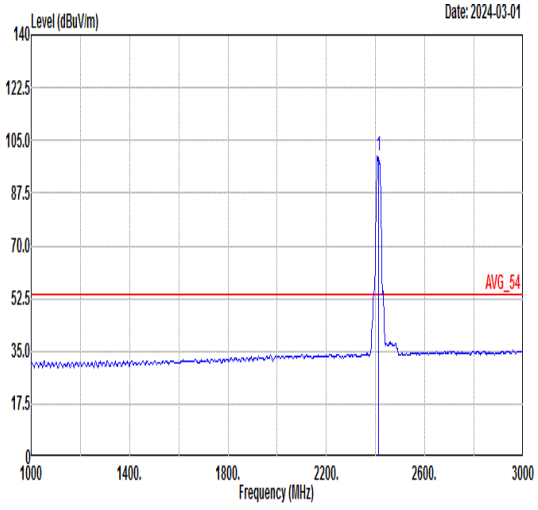 Freq Level Limit Line Margin Read Level Ant Factor Cable Loss Preamp Factor APos TPos Remark 1 2412.00 99.65 ------ ------ 96.79 30.72 5.37 33.23 374 0 AVERAGE

Mode	4	
	Band Edge	
	2400-2483.5_802.11g_CH01_2412MHz	
ANT	5+7	
Pol.	Vertical	Fundamental
Peak	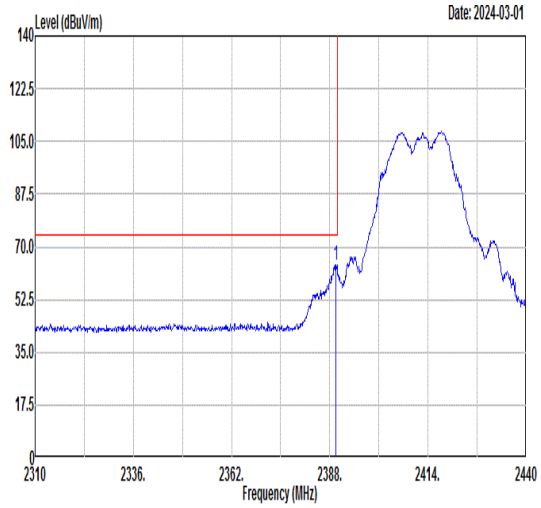 Freq Level Limit Line Margin Read Level Ant Factor Cable Loss Preamp Factor APos TPos Remark MHz dBuV/m dBuV/m dB dBuV dB/m dB dB cm deg 1 2389.56 64.16 74.00 -9.84 61.33 30.72 5.36 33.25 200 291 PEAK	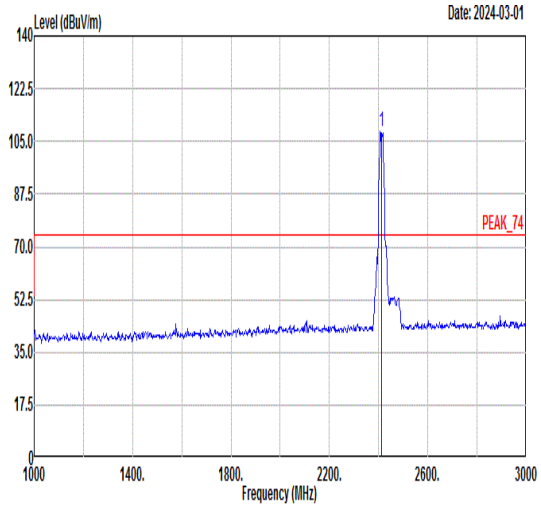 Freq Level Limit Line Margin Read Level Ant Factor Cable Loss Preamp Factor APos TPos Remark MHz dBuV/m dBuV/m dB dBuV dB/m dB dB cm deg 1 2412.00 108.26 ------ ------ 105.40 30.72 5.37 33.23 200 291 PEAK
Avg	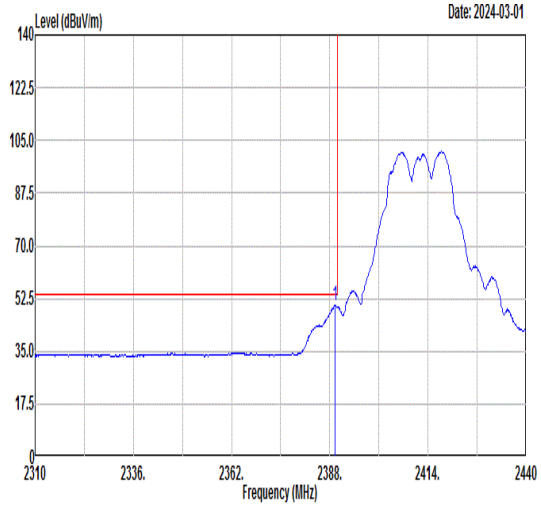 Freq Level Limit Line Margin Read Level Ant Factor Cable Loss Preamp Factor APos TPos Remark MHz dBuV/m dBuV/m dB dBuV dB/m dB dB cm deg 1 2389.30 50.15 54.00 -3.85 47.32 30.72 5.36 33.25 200 291 AVERAGE	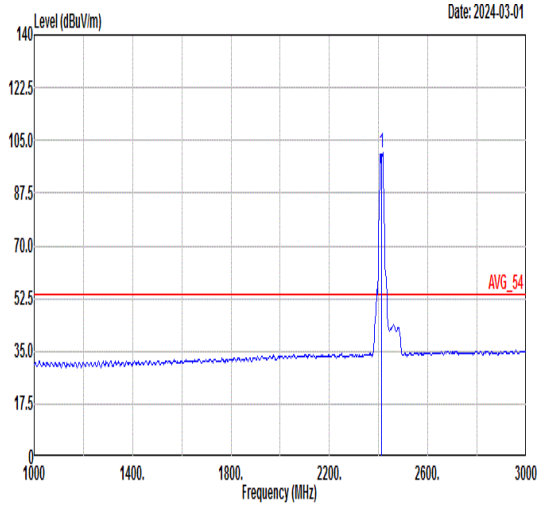 Freq Level Limit Line Margin Read Level Ant Factor Cable Loss Preamp Factor APos TPos Remark MHz dBuV/m dBuV/m dB dBuV dB/m dB dB cm deg 1 2412.00 100.97 ------ ------ 98.07 30.72 5.39 33.21 200 291 AVERAGE

Mode	4	
	Harmonic	
	2400-2483.5_802.11g_CH01_2412MHz	
ANT	5+7	
Pol.	Horizontal	Vertical
Peak Avg	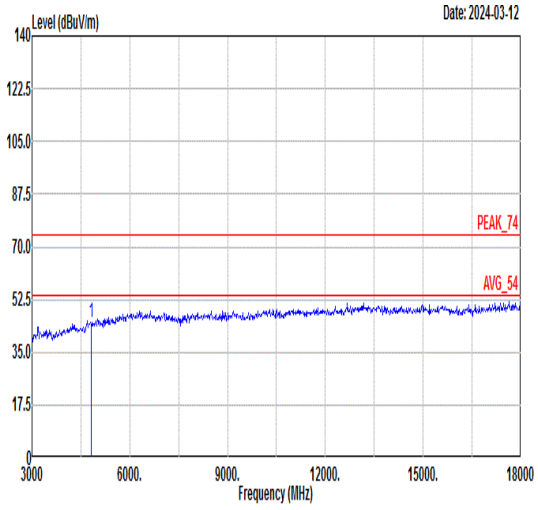 Freq Level Limit Line Margin Read Level Ant Factor Cable Loss Preamp Factor APos TPos Remark MHz dBuV/m dBuV/m dB dBuV dB/m dB dB cm deg 1 4824.00 44.89 74.00 -29.11 65.08 35.78 8.88 64.85 --- --- Peak	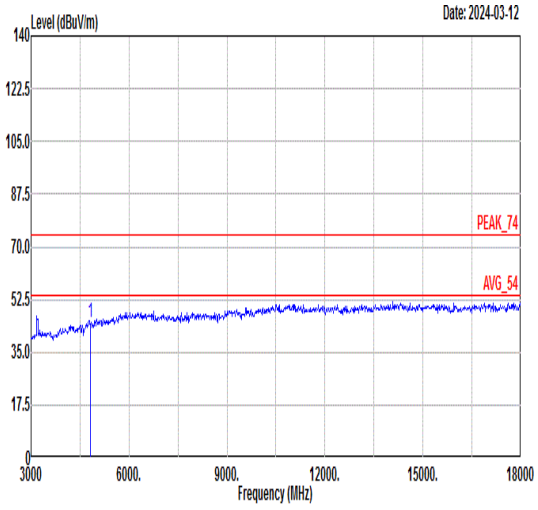 Freq Level Limit Line Margin Read Level Ant Factor Cable Loss Preamp Factor APos TPos Remark MHz dBuV/m dBuV/m dB dBuV dB/m dB dB cm deg 1 4824.00 44.81 74.00 -29.19 65.00 35.78 8.88 64.85 --- --- Peak

Mode	5	
	Harmonic	
	2400-2483.5_802.11g_CH06_2437MHz	
ANT	5+7	
Pol.	Horizontal	Vertical
Peak Avg	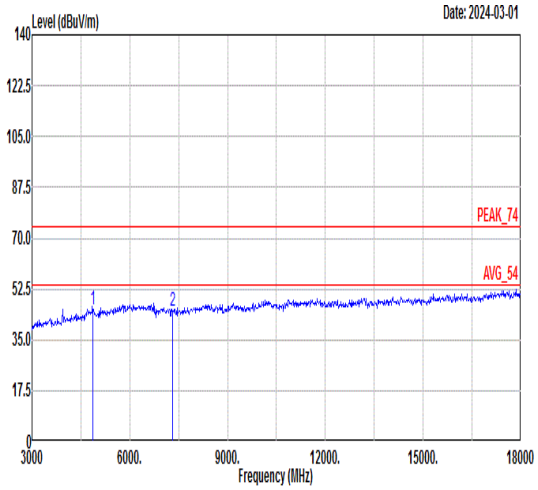 Freq Level Limit Line Margin Read Level Ant Factor Cable Loss Preamp Factor APos TPos Remark MHz dBuV/m dBuV/m dB dBuV dB/m dB dB cm deg 1 4874.00 45.59 74.00 -28.41 65.84 35.90 8.72 64.87 --- --- Peak 2 7311.00 44.77 74.00 -29.23 62.57 36.88 10.18 64.86 --- --- Peak	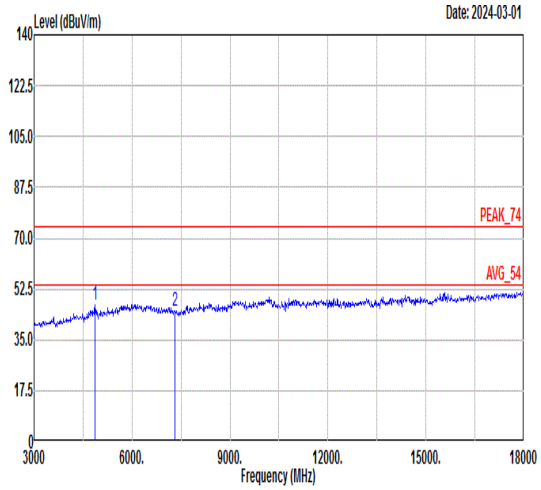 Freq Level Limit Line Margin Read Level Ant Factor Cable Loss Preamp Factor APos TPos Remark MHz dBuV/m dBuV/m dB dBuV dB/m dB dB cm deg 1 4874.00 46.86 74.00 -27.14 67.11 35.90 8.72 64.87 --- --- Peak 2 7311.00 44.68 74.00 -29.32 62.48 36.88 10.18 64.86 --- --- Peak

Mode	6	
	Band Edge	
	2400-2483.5_802.11g_CH11_2462MHz	
ANT	5+7	
Pol.	Horizontal	Fundamental
Peak	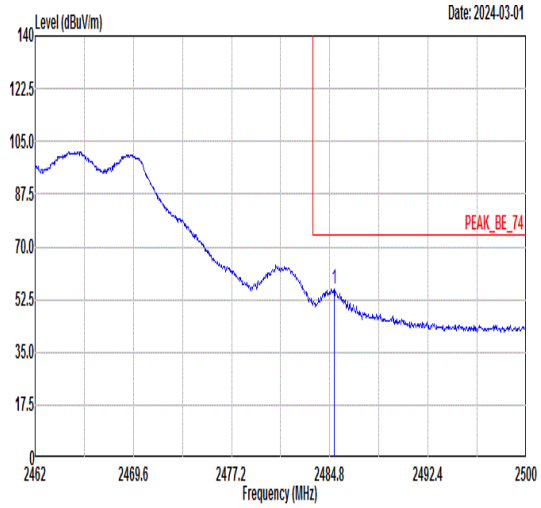 Limit Read Ant Cable Preamp APos TPos Freq Level Line Margin Level Factor Loss Factor Remark MHz dBuV/m dBuV/m dB dBuV dB/m dB dB cm deg 1 2485.14 56.02 74.00 -17.98 52.98 30.70 5.46 33.12 384 0 PEAK	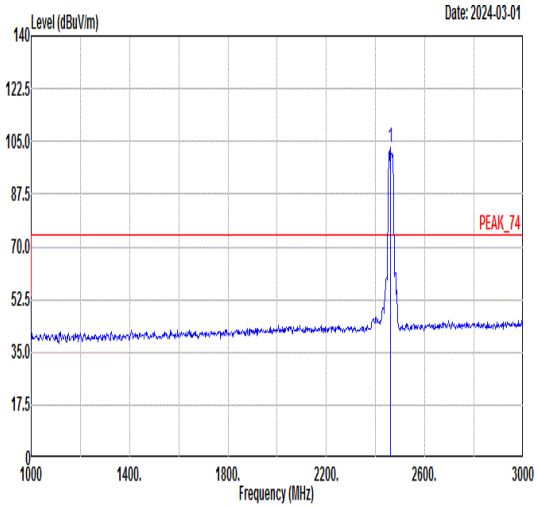 Limit Read Ant Cable Preamp APos TPos Freq Level Line Margin Level Factor Loss Factor Remark MHz dBuV/m dBuV/m dB dBuV dB/m dB dB cm deg 1 2462.00 102.99 ------ ------ 100.01 30.71 5.43 33.16 384 0 PEAK
Avg	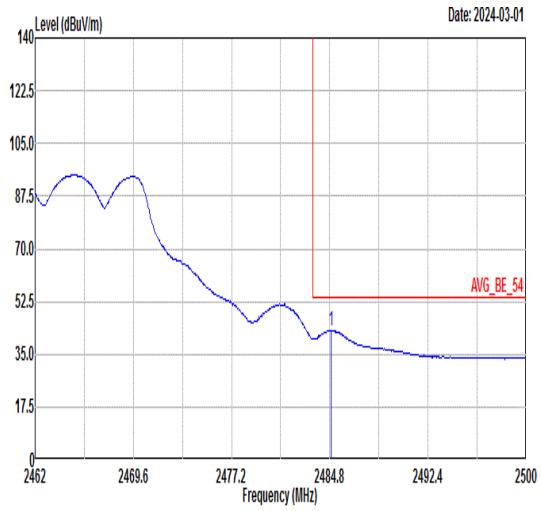 Limit Read Ant Cable Preamp APos TPos Freq Level Line Margin Level Factor Loss Factor Remark MHz dBuV/m dBuV/m dB dBuV dB/m dB dB cm deg 1 2484.88 42.98 54.00 -11.02 39.94 30.70 5.46 33.12 384 0 AVERAGE	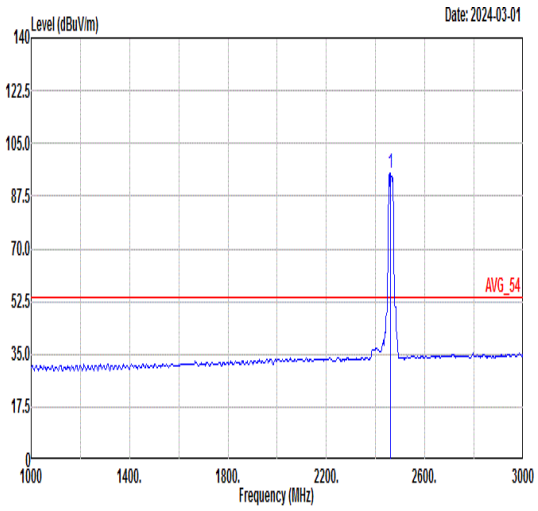 Limit Read Ant Cable Preamp APos TPos Freq Level Line Margin Level Factor Loss Factor Remark MHz dBuV/m dBuV/m dB dBuV dB/m dB dB cm deg 1 2462.00 95.21 ------ ------ 92.23 30.71 5.43 33.16 384 0 AVERAGE

Mode	6	
	Band Edge	
	2400-2483.5_802.11g_CH11_2462MHz	
ANT	5+7	
Pol.	Vertical	Fundamental
Peak	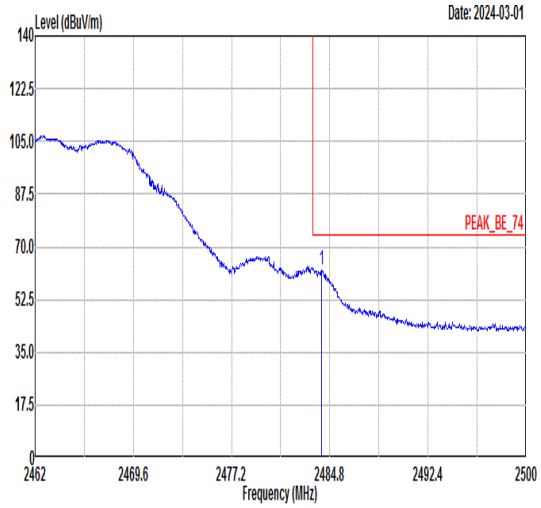 Freq Level Limit Line Margin Read Level Ant Factor Cable Loss Preamp Factor APos TPos Remark MHz dBuV/m dBuV/m dB dBuV dB/m dB dB cm deg 1 2484.15 62.31 74.00 -11.69 59.27 30.70 5.46 33.12 200 295 PEAK	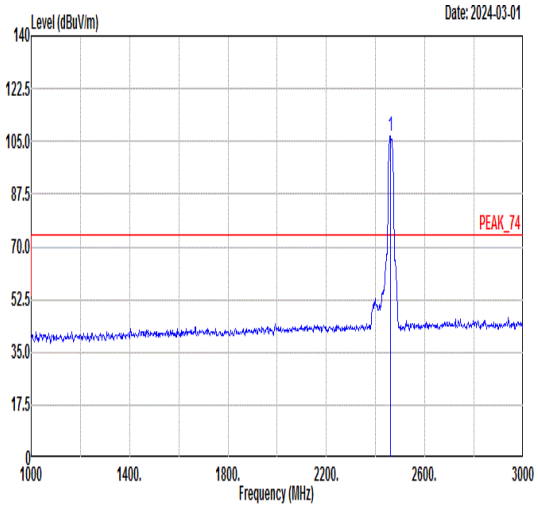 Freq Level Limit Line Margin Read Level Ant Factor Cable Loss Preamp Factor APos TPos Remark MHz dBuV/m dBuV/m dB dBuV dB/m dB dB cm deg 1 2462.00 106.92 ------ ------ 103.94 30.71 5.43 33.16 200 295 PEAK
Avg	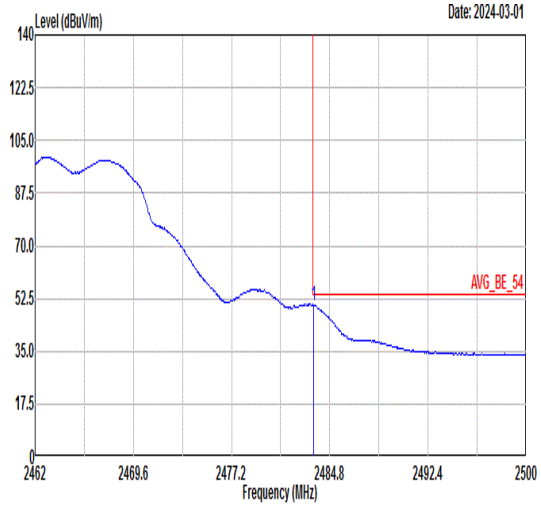 Freq Level Limit Line Margin Read Level Ant Factor Cable Loss Preamp Factor APos TPos Remark MHz dBuV/m dBuV/m dB dBuV dB/m dB dB cm deg 1 2483.55 50.28 54.00 -3.72 47.24 30.70 5.46 33.12 200 295 AVERAGE	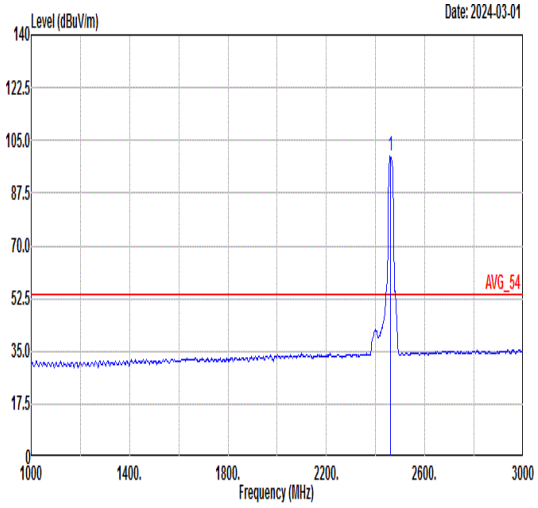 Freq Level Limit Line Margin Read Level Ant Factor Cable Loss Preamp Factor APos TPos Remark MHz dBuV/m dBuV/m dB dBuV dB/m dB dB cm deg 1 2462.00 99.84 ------ ------ 96.86 30.71 5.43 33.16 200 295 AVERAGE

Mode	6	
	Harmonic	
	2400-2483.5_802.11g_CH11_2462MHz	
ANT	5+7	
Pol.	Horizontal	Vertical
Peak Avg	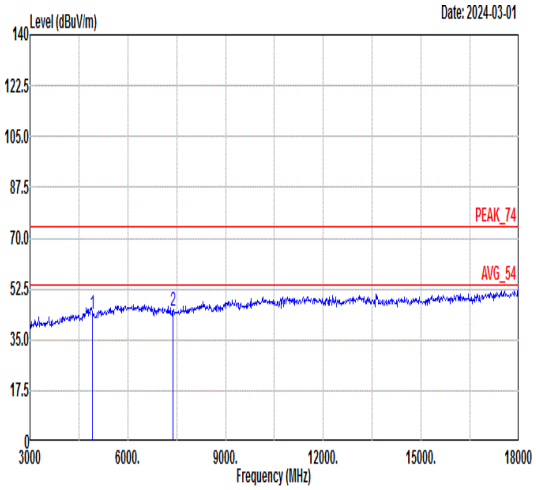 Freq Level Limit Line Margin Read Level Ant Factor Cable Loss Preamp Factor APos TPos Remark MHz dBuV/m dBuV/m dB dBuV dB/m dB dB cm deg 1 4924.00 43.96 74.00 -30.04 64.26 36.02 8.57 64.89 --- --- Peak 2 7386.00 44.70 74.00 -29.30 62.53 36.85 10.18 64.86 --- --- Peak	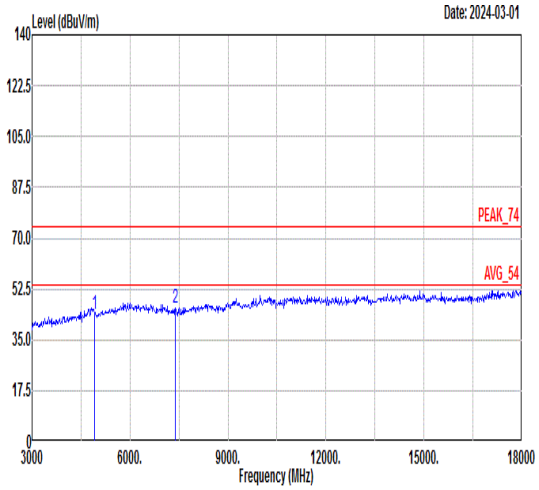 Freq Level Limit Line Margin Read Level Ant Factor Cable Loss Preamp Factor APos TPos Remark MHz dBuV/m dBuV/m dB dBuV dB/m dB dB cm deg 1 4924.00 43.93 74.00 -30.07 64.23 36.02 8.57 64.89 --- --- Peak 2 7386.00 45.72 74.00 -28.28 63.55 36.85 10.18 64.86 --- --- Peak

Mode	7	
	Band Edge	
	2400-2483.5_802.11n HT20_CH01_2412MHz	
ANT	5+7	
Pol.	Horizontal	Fundamental
Peak	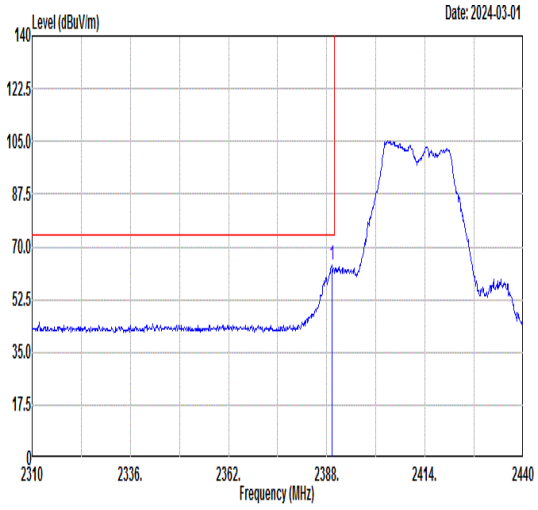 Limit Read Ant Cable Preamp APos TPos Freq Level Line Margin Level Factor Loss Factor Remark MHz dBuV/m dBuV/m dB dBuV dB/m dB dB cm deg 1 2389.30 64.11 74.00 -9.89 61.28 30.72 5.36 33.25 400 173 PEAK	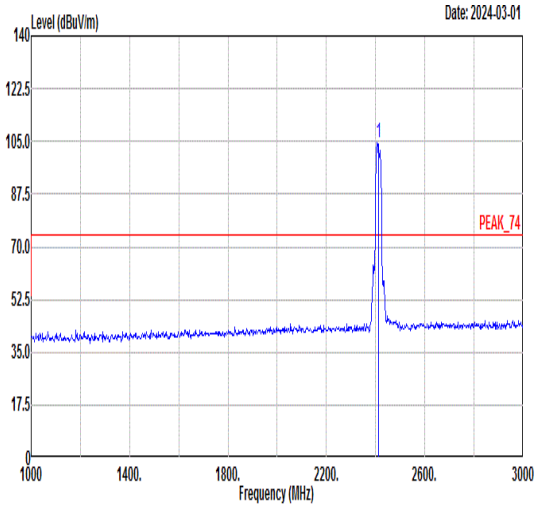 Limit Read Ant Cable Preamp APos TPos Freq Level Line Margin Level Factor Loss Factor Remark MHz dBuV/m dBuV/m dB dBuV dB/m dB dB cm deg 1 2412.00 104.85 ------ ------ 101.99 30.72 5.37 33.23 400 173 PEAK
Avg	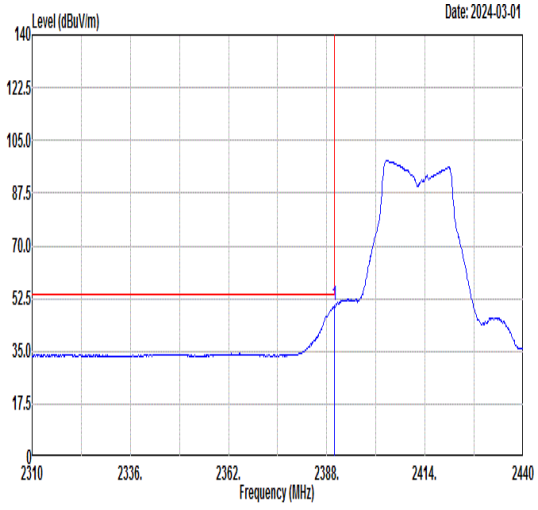 Limit Read Ant Cable Preamp APos TPos Freq Level Line Margin Level Factor Loss Factor Remark MHz dBuV/m dBuV/m dB dBuV dB/m dB dB cm deg 1 2389.95 49.98 54.00 -4.02 47.15 30.72 5.36 33.25 400 173 AVERAGE	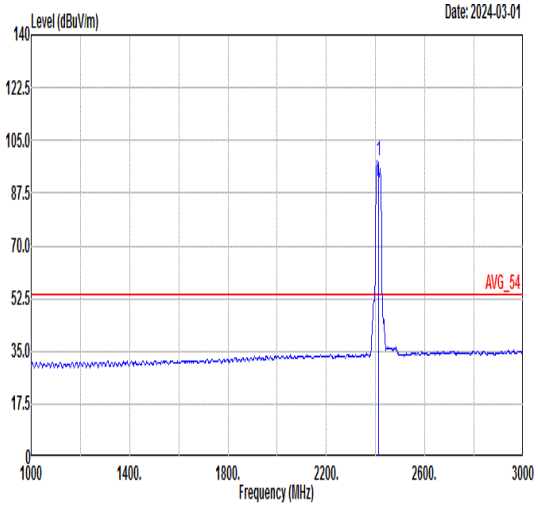 Limit Read Ant Cable Preamp APos TPos Freq Level Line Margin Level Factor Loss Factor Remark MHz dBuV/m dBuV/m dB dBuV dB/m dB dB cm deg 1 2412.00 98.01 ------ ------ 95.15 30.72 5.37 33.23 400 173 AVERAGE

Mode	7	
	Band Edge	
	2400-2483.5_802.11n HT20_CH01_2412MHz	
ANT	5+7	
Pol.	Vertical	Fundamental
Peak	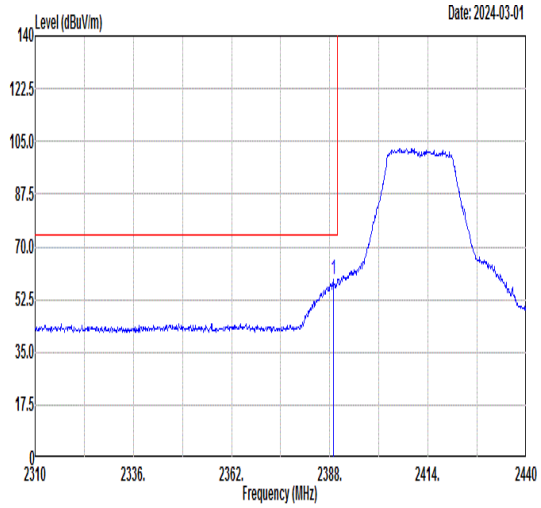 Freq Level Limit Line Margin Read Level Ant Factor Cable Loss Preamp Factor APos TPos Remark MHz dBuV/m dBuV/m dB dBuV dB/m dB dB cm deg 1 2388.91 59.18 74.00 -14.82 56.36 30.72 5.36 33.26 289 232 PEAK	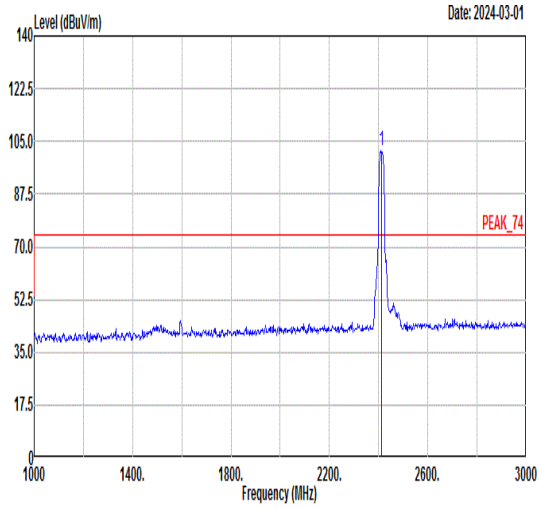 Freq Level Limit Line Margin Read Level Ant Factor Cable Loss Preamp Factor APos TPos Remark MHz dBuV/m dBuV/m dB dBuV dB/m dB dB cm deg 1 2412.00 101.78 ------ ------ 98.91 30.72 5.38 33.23 289 232 PEAK
Avg	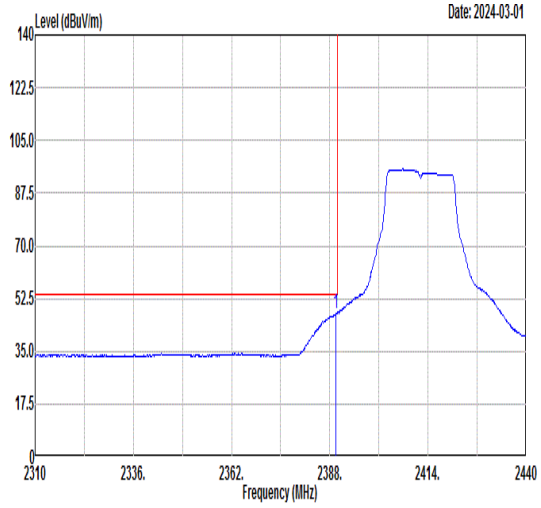 Freq Level Limit Line Margin Read Level Ant Factor Cable Loss Preamp Factor APos TPos Remark MHz dBuV/m dBuV/m dB dBuV dB/m dB dB cm deg 1 2389.69 47.62 54.00 -6.38 44.79 30.72 5.36 33.25 289 232 AVERAGE	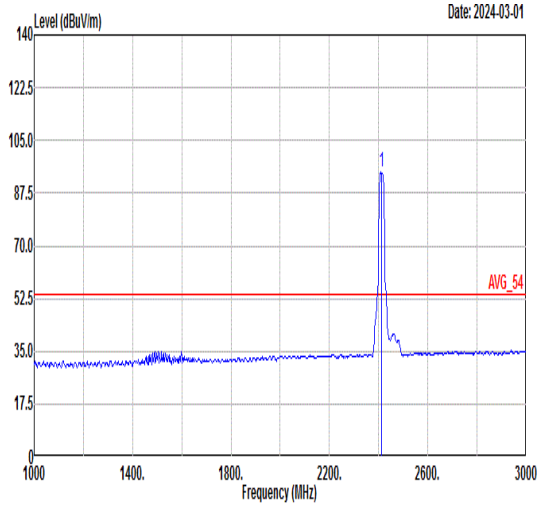 Freq Level Limit Line Margin Read Level Ant Factor Cable Loss Preamp Factor APos TPos Remark MHz dBuV/m dBuV/m dB dBuV dB/m dB dB cm deg 1 2412.00 94.33 ------ ------ 91.47 30.72 5.37 33.23 289 232 AVERAGE

Mode	7	
	Harmonic	
	2400-2483.5_802.11n HT20_CH01_2412MHz	
ANT	5+7	
Pol.	Horizontal	Vertical
Peak Avg	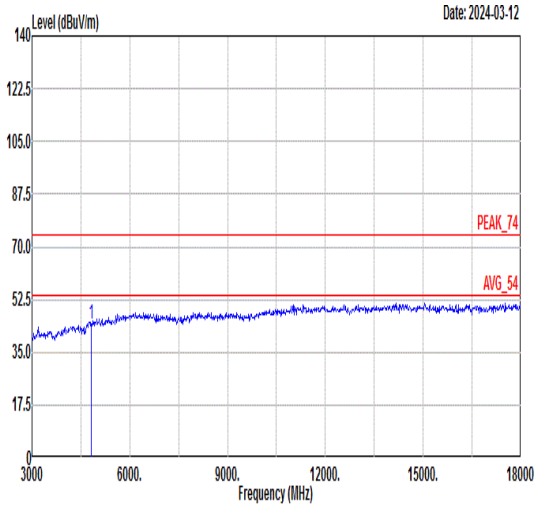 Freq Level Limit Line Margin Read Level Ant Factor Cable Loss Preamp Factor APos TPos Remark MHz dBuV/m dBuV/m dB dBuV dB/m dB dB cm deg 1 4824.00 44.38 74.00 -29.62 64.57 35.78 8.88 64.85 --- --- Peak	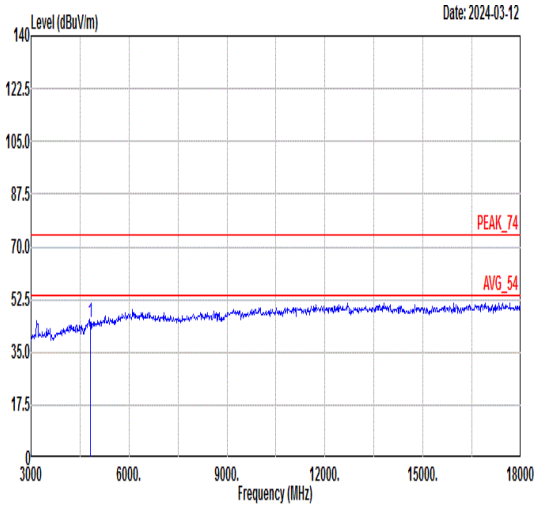 Freq Level Limit Line Margin Read Level Ant Factor Cable Loss Preamp Factor APos TPos Remark MHz dBuV/m dBuV/m dB dBuV dB/m dB dB cm deg 1 4824.00 44.73 74.00 -29.27 64.92 35.78 8.88 64.85 --- --- Peak

Mode	8	
	Harmonic	
	2400-2483.5_802.11n HT20_CH06_2437MHz	
ANT	5+7	
Pol.	Horizontal	Vertical
Peak Avg	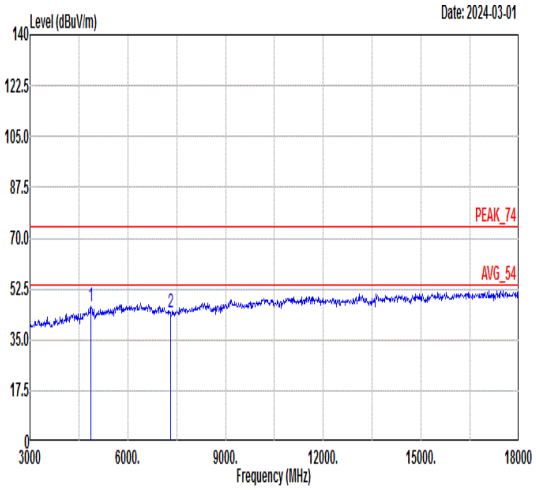 Freq Level Limit Line Margin Read Level Ant Factor Cable Loss Preamp Factor APos TPos Remark MHz dBuV/m dBuV/m dB dBuV dB/m dB dB cm deg 1 4874.00 46.54 74.00 -27.46 66.79 35.90 8.72 64.87 --- --- Peak 2 7311.00 44.50 74.00 -29.50 62.30 36.88 10.18 64.86 --- --- Peak	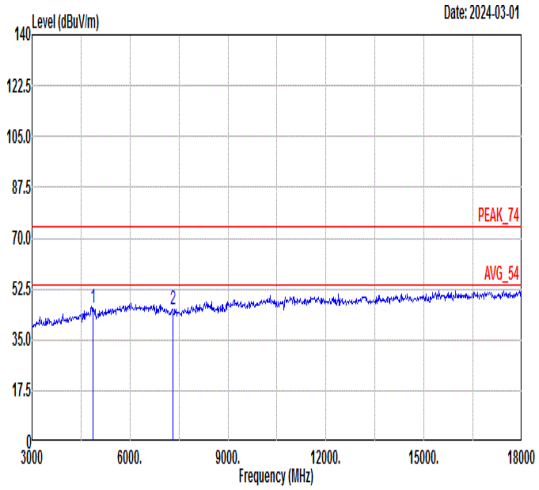 Freq Level Limit Line Margin Read Level Ant Factor Cable Loss Preamp Factor APos TPos Remark MHz dBuV/m dBuV/m dB dBuV dB/m dB dB cm deg 1 4874.00 46.00 74.00 -28.00 66.25 35.90 8.72 64.87 --- --- Peak 2 7311.00 45.28 74.00 -28.72 63.08 36.88 10.18 64.86 --- --- Peak

Mode	9	
	Band Edge	
	2400-2483.5_802.11n HT20_CH11_2462MHz	
ANT	5+7	
Pol.	Horizontal	Fundamental
Peak	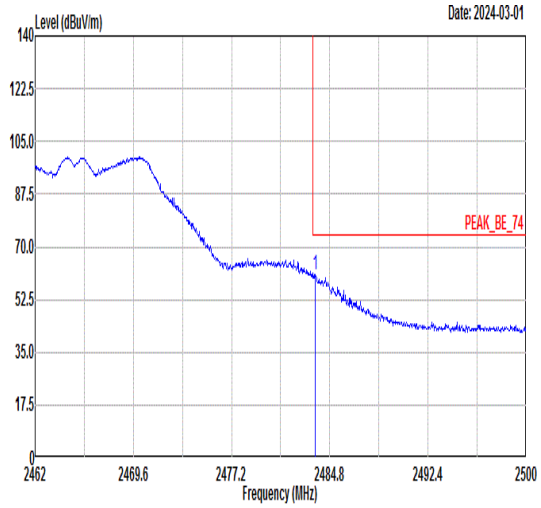 Freq Level Limit Line Margin Read Level Ant Factor Cable Loss Preamp Factor APos TPos Remark MHz dBuV/m dBuV/m dB dBuV dB/m dB dB cm deg 1 2483.66 60.71 74.00 -13.29 57.67 30.70 5.46 33.12 384 0 PEAK	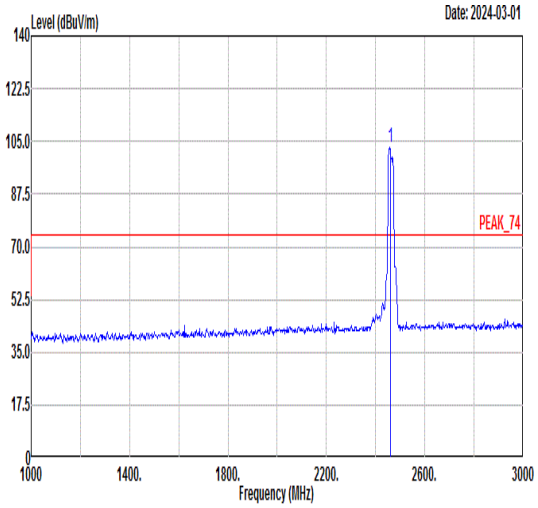 Freq Level Limit Line Margin Read Level Ant Factor Cable Loss Preamp Factor APos TPos Remark MHz dBuV/m dBuV/m dB dBuV dB/m dB dB cm deg 1 2462.00 103.08 ------ ------ 100.10 30.71 5.43 33.16 384 0 PEAK
Avg	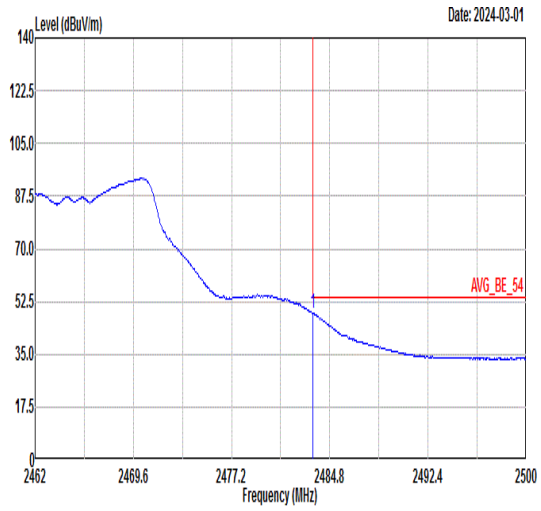 Freq Level Limit Line Margin Read Level Ant Factor Cable Loss Preamp Factor APos TPos Remark MHz dBuV/m dBuV/m dB dBuV dB/m dB dB cm deg 1 2483.51 48.68 54.00 -5.32 45.64 30.70 5.46 33.12 384 0 AVERAGE	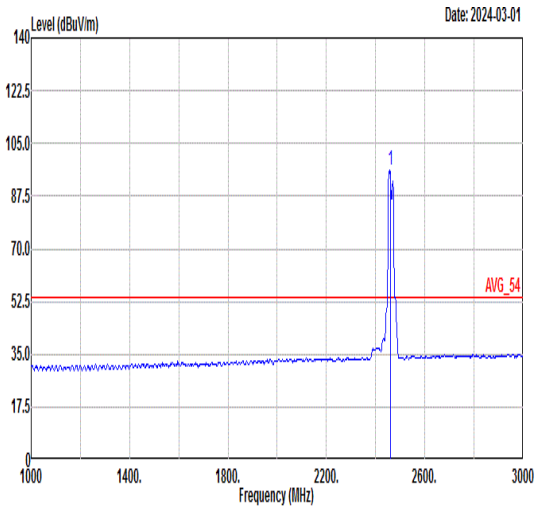 Freq Level Limit Line Margin Read Level Ant Factor Cable Loss Preamp Factor APos TPos Remark MHz dBuV/m dBuV/m dB dBuV dB/m dB dB cm deg 1 2462.00 95.93 ------ ------ 92.95 30.71 5.43 33.16 384 0 AVERAGE

Mode	9	
	Band Edge	
	2400-2483.5_802.11n HT20_CH11_2462MHz	
ANT	5+7	
Pol.	Vertical	Fundamental
Peak	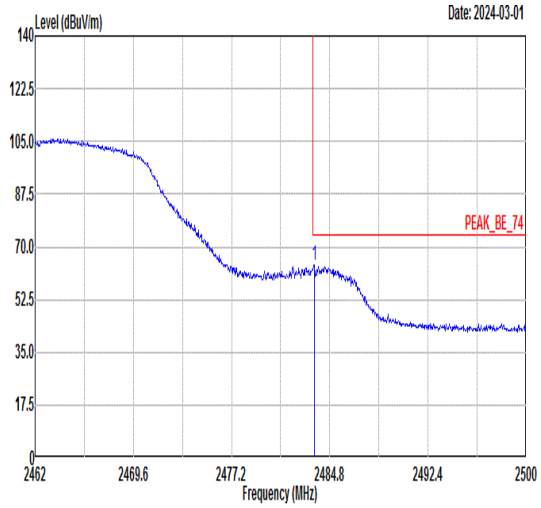 Freq Level Limit Line Margin Read Level Ant Factor Cable Loss Preamp Factor APos TPos Remark MHz dBuV/m dBuV/m dB dBuV dB/m dB dB cm deg 1 2483.58 63.97 74.00 -10.03 60.93 30.70 5.46 33.12 200 244 PEAK	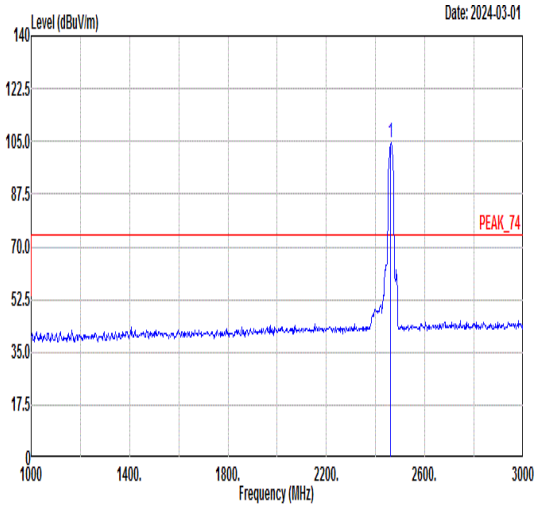 Freq Level Limit Line Margin Read Level Ant Factor Cable Loss Preamp Factor APos TPos Remark MHz dBuV/m dBuV/m dB dBuV dB/m dB dB cm deg 1 2462.00 104.85 ------ ------ 101.85 30.71 5.44 33.15 200 244 PEAK
Avg	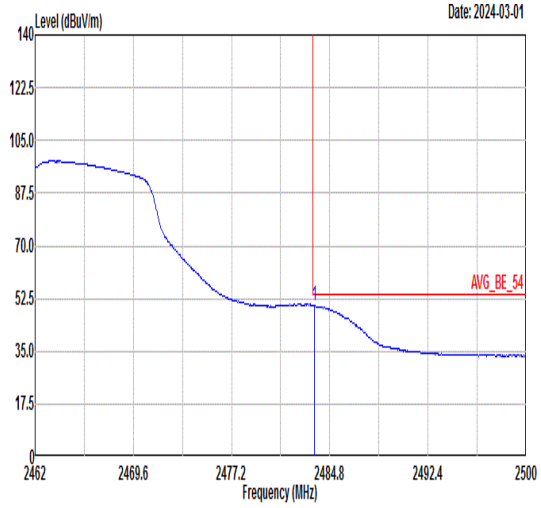 Freq Level Limit Line Margin Read Level Ant Factor Cable Loss Preamp Factor APos TPos Remark MHz dBuV/m dBuV/m dB dBuV dB/m dB dB cm deg 1 2483.58 50.36 54.00 -3.64 47.32 30.70 5.46 33.12 200 244 AVERAGE	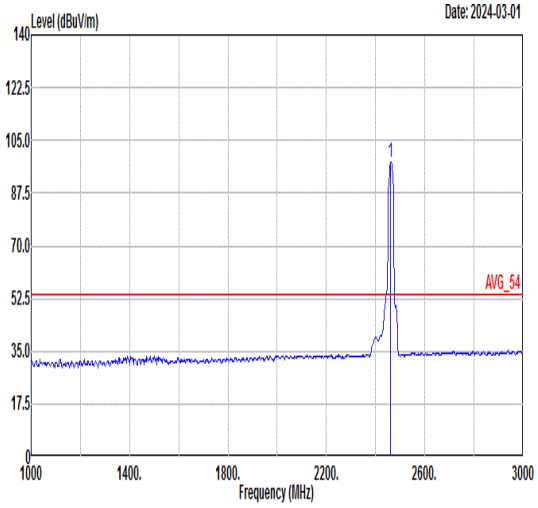 Freq Level Limit Line Margin Read Level Ant Factor Cable Loss Preamp Factor APos TPos Remark MHz dBuV/m dBuV/m dB dBuV dB/m dB dB cm deg 1 2462.00 97.96 ------ ------ 94.96 30.71 5.44 33.15 200 244 AVERAGE

Mode	9	
	Harmonic	
	2400-2483.5_802.11n HT20_CH11_2462MHz	
ANT	5+7	
Pol.	Horizontal	Vertical
Peak Avg	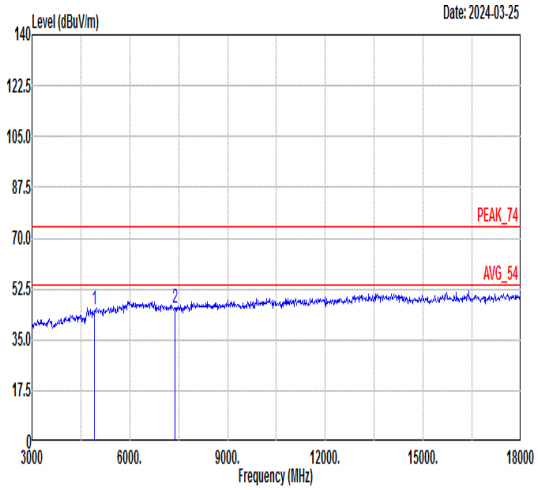 Freq Level Limit Line Margin Read Level Ant Factor Cable Loss Preamp Factor APos TPos Remark MHz dBuV/m dBuV/m dB dBuV dB/m dB dB cm deg 1 4924.00 45.36 74.00 -28.64 65.66 36.02 8.57 64.89 --- --- Peak 2 7386.00 45.96 74.00 -28.04 63.79 36.85 10.18 64.86 --- --- Peak	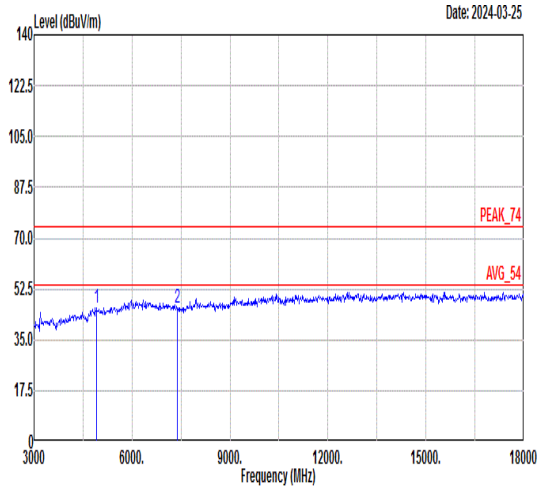 Freq Level Limit Line Margin Read Level Ant Factor Cable Loss Preamp Factor APos TPos Remark MHz dBuV/m dBuV/m dB dBuV dB/m dB dB cm deg 1 4924.00 46.09 74.00 -27.91 66.39 36.02 8.57 64.89 --- --- Peak 2 7386.00 45.93 74.00 -28.07 63.76 36.85 10.18 64.86 --- --- Peak

Mode	10	
	Band Edge - L	
	2400-2483.5_802.11n HT40_CH03_2422MHz	
ANT	5+7	
Pol.	Horizontal	Fundamental
Peak	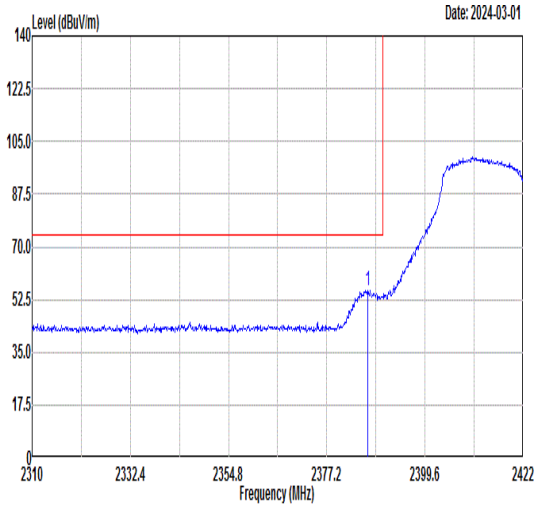 Limit Read Ant Cable Preamp APos TPos Freq Level Line Margin Level Factor Loss Factor Remark MHz dBuV/m dBuV/m dB dBuV dB/m dB dB cm deg 1 2386.50 55.67 74.00 -18.33 52.85 30.72 5.36 33.26 373 0 PEAK	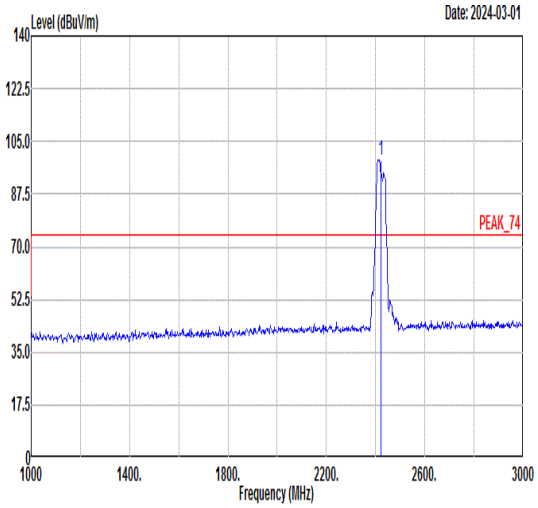 Limit Read Ant Cable Preamp APos TPos Freq Level Line Margin Level Factor Loss Factor Remark MHz dBuV/m dBuV/m dB dBuV dB/m dB dB cm deg 1 2422.00 99.03 ------ ------ 96.15 30.72 5.38 33.22 373 0 PEAK
Avg	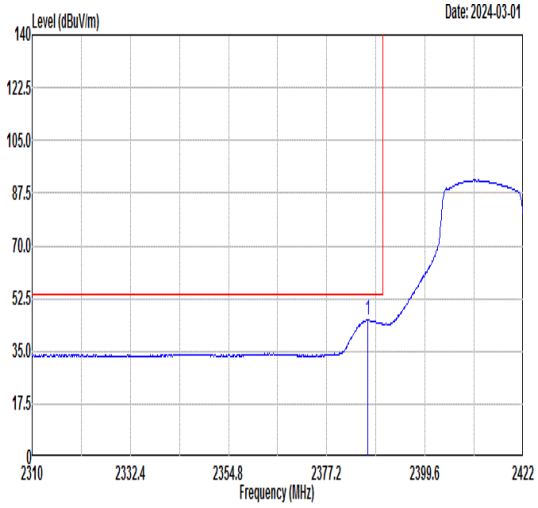 Limit Read Ant Cable Preamp APos TPos Freq Level Line Margin Level Factor Loss Factor Remark MHz dBuV/m dBuV/m dB dBuV dB/m dB dB cm deg 1 2386.61 45.26 54.00 -8.74 42.44 30.72 5.36 33.26 373 0 AVERAGE	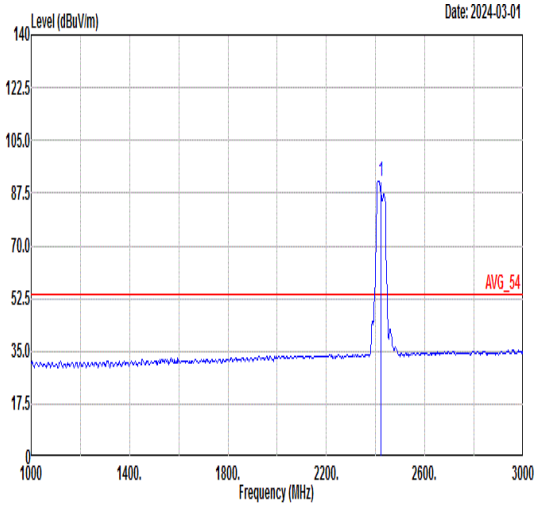 Limit Read Ant Cable Preamp APos TPos Freq Level Line Margin Level Factor Loss Factor Remark MHz dBuV/m dBuV/m dB dBuV dB/m dB dB cm deg 1 2422.00 91.64 ------ ------ 88.76 30.72 5.38 33.22 373 0 AVERAGE

Mode	10	
	Band Edge - R	
	2400-2483.5_802.11n HT40_CH03_2422MHz	
ANT	5+7	
Pol.	Horizontal	Fundamental
Peak	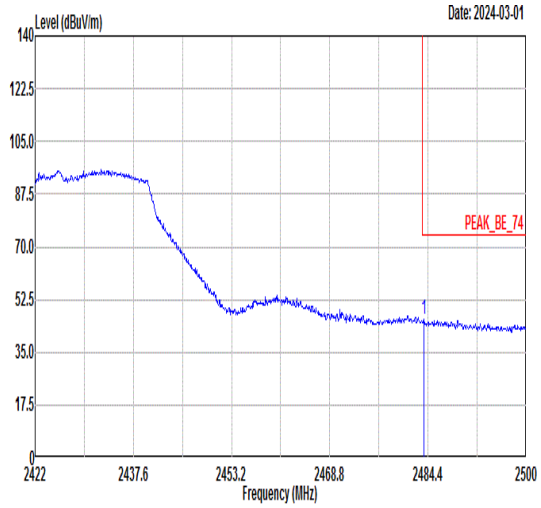 Freq Level Limit Line Margin Read Level Ant Factor Cable Loss Preamp Factor APos TPos Remark MHz dBuV/m dBuV/m dB dBuV dB/m dB dB cm deg 1 2483.70 45.97 74.00 -28.03 42.93 30.70 5.46 33.12 373 0 PEAK	Blank
Avg	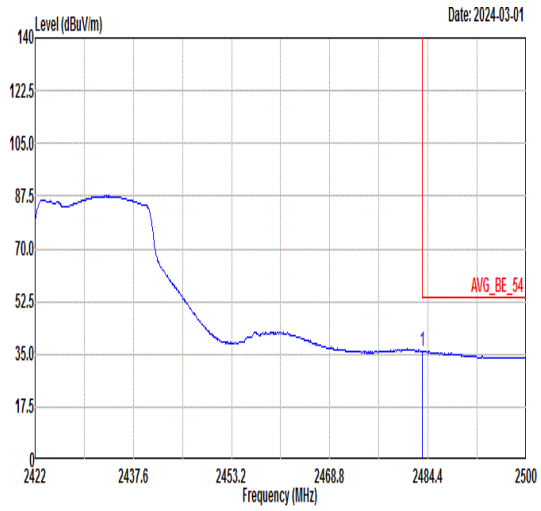 Freq Level Limit Line Margin Read Level Ant Factor Cable Loss Preamp Factor APos TPos Remark MHz dBuV/m dBuV/m dB dBuV dB/m dB dB cm deg 1 2483.54 36.02 54.00 -17.98 32.98 30.70 5.46 33.12 373 0 AVERAGE	Blank

Mode	10	
	Band Edge - L	
	2400-2483.5_802.11n HT40_CH03_2422MHz	
ANT	5+7	
Pol.	Vertical	Fundamental
Peak	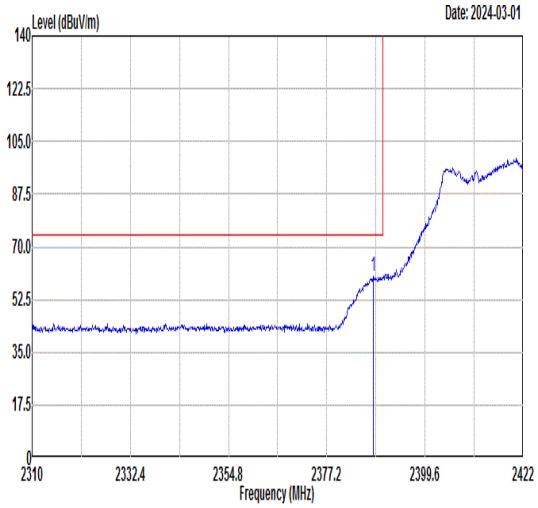 Freq Level Limit Line Margin Read Level Ant Factor Cable Loss Preamp Factor APos TPos Remark MHz dBuV/m dBuV/m dB dBuV dB/m dB dB cm deg 1 2387.84 59.99 74.00 -14.01 57.17 30.72 5.36 33.26 300 253 PEAK	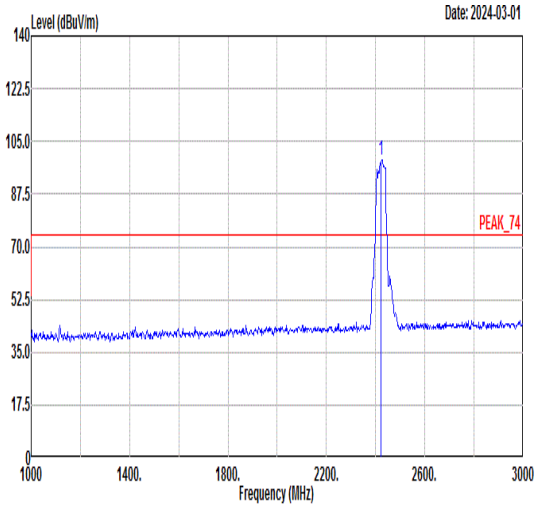 Freq Level Limit Line Margin Read Level Ant Factor Cable Loss Preamp Factor APos TPos Remark MHz dBuV/m dBuV/m dB dBuV dB/m dB dB cm deg 1 2422.00 98.89 ------ ------ 95.98 30.71 5.40 33.20 300 253 PEAK
Avg	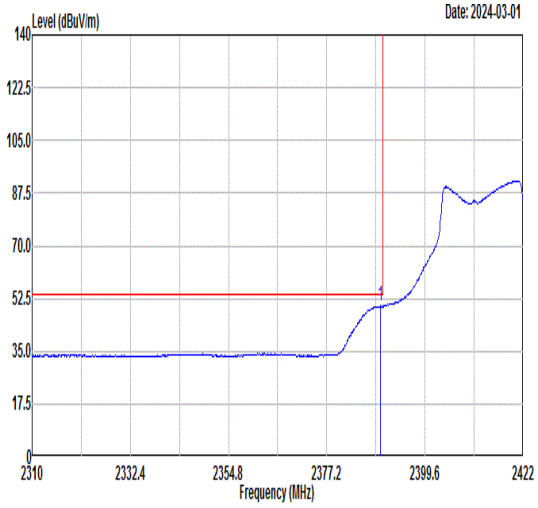 Freq Level Limit Line Margin Read Level Ant Factor Cable Loss Preamp Factor APos TPos Remark MHz dBuV/m dBuV/m dB dBuV dB/m dB dB cm deg 1 2389.41 50.06 54.00 -3.94 47.23 30.72 5.36 33.25 300 253 AVERAGE	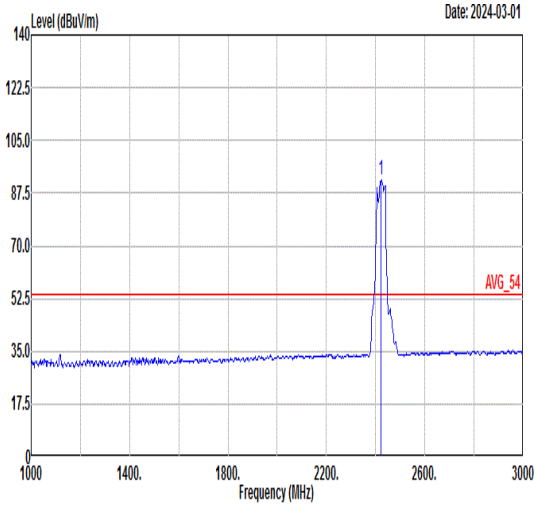 Freq Level Limit Line Margin Read Level Ant Factor Cable Loss Preamp Factor APos TPos Remark MHz dBuV/m dBuV/m dB dBuV dB/m dB dB cm deg 1 2422.00 92.00 ------ ------ 89.10 30.72 5.39 33.21 300 253 AVERAGE

Mode	10	
	Band Edge - R	
	2400-2483.5_802.11n HT40_CH03_2422MHz	
ANT	5+7	
Pol.	Vertical	Fundamental
Peak	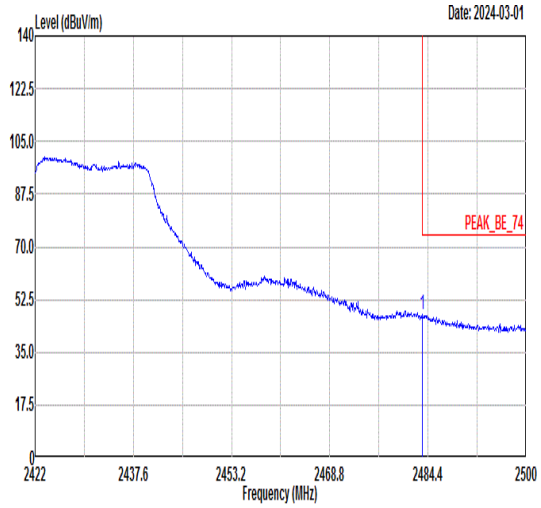 Freq Level Limit Line Margin Read Level Ant Factor Cable Loss Preamp Factor APos TPos Remark MHz dBuV/m dBuV/m dB dBuV dB/m dB dB cm deg 1 2483.54 47.36 74.00 -26.64 44.32 30.70 5.46 33.12 300 253 PEAK	Blank
Avg	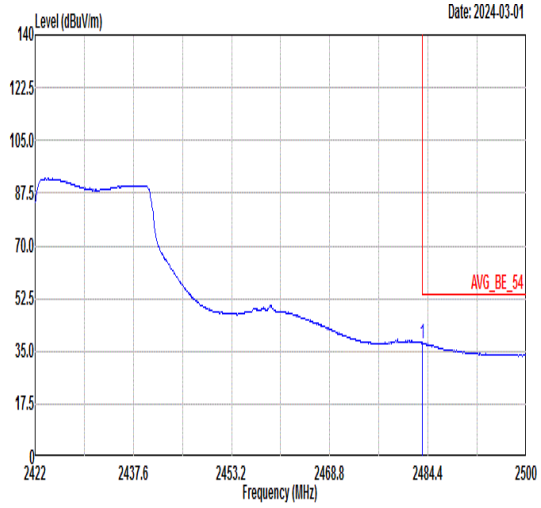 Freq Level Limit Line Margin Read Level Ant Factor Cable Loss Preamp Factor APos TPos Remark MHz dBuV/m dBuV/m dB dBuV dB/m dB dB cm deg 1 2483.54 37.65 54.00 -16.35 34.61 30.70 5.46 33.12 300 253 AVERAGE	Blank

Mode	11	
	Band Edge - L	
	2400-2483.5_802.11n HT40_CH09_2452MHz	
ANT	5+7	
Pol.	Horizontal	Fundamental
Peak	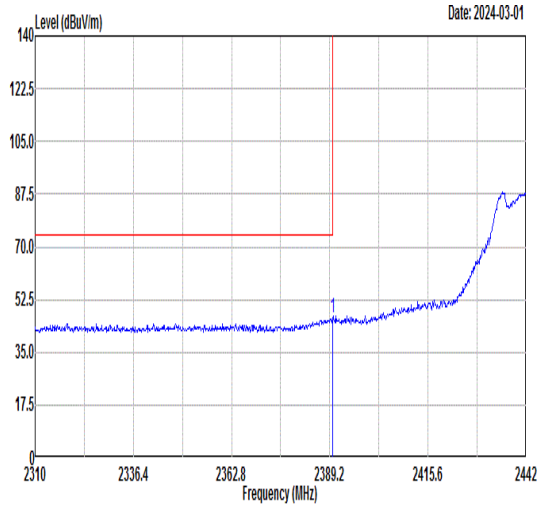 Limit Read Ant Cable Preamp APos TPos Freq Level Line Margin Level Factor Loss Factor Remark MHz dBuV/m dBuV/m dB dBuV dB/m dB dB cm deg 1 2389.99 46.47 74.00 -27.53 43.64 30.72 5.36 33.25 379 0 PEAK	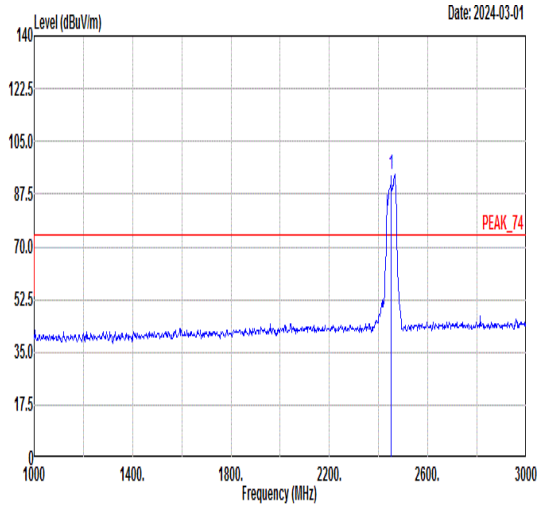 Limit Read Ant Cable Preamp APos TPos Freq Level Line Margin Level Factor Loss Factor Remark MHz dBuV/m dBuV/m dB dBuV dB/m dB dB cm deg 1 2452.00 93.91 ------ ------ 90.91 30.71 5.44 33.15 379 0 PEAK
Avg	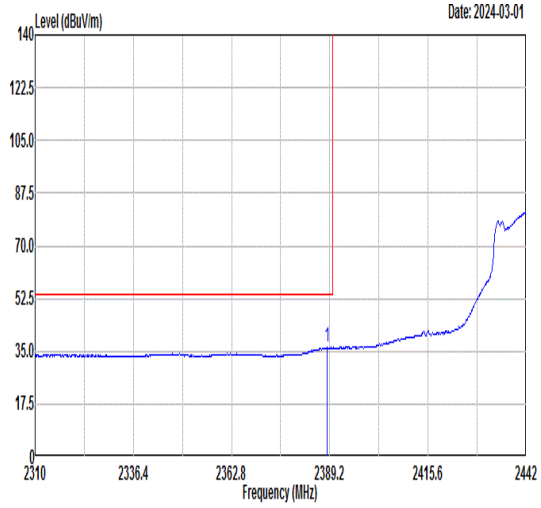 Limit Read Ant Cable Preamp APos TPos Freq Level Line Margin Level Factor Loss Factor Remark MHz dBuV/m dBuV/m dB dBuV dB/m dB dB cm deg 1 2388.41 36.20 54.00 -17.80 33.38 30.72 5.36 33.26 379 0 AVERAGE	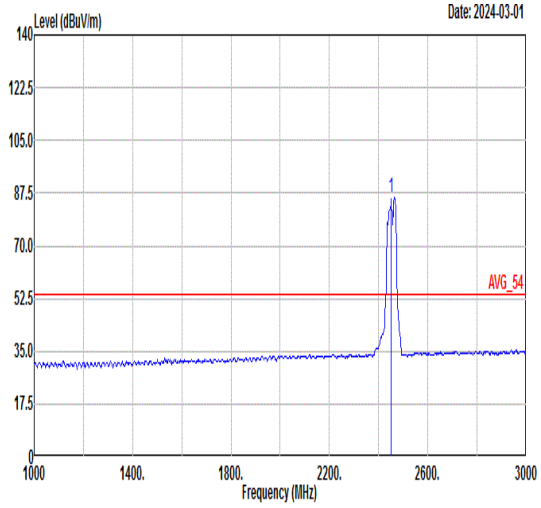 Limit Read Ant Cable Preamp APos TPos Freq Level Line Margin Level Factor Loss Factor Remark MHz dBuV/m dBuV/m dB dBuV dB/m dB dB cm deg 1 2452.00 85.85 ------ ------ 82.85 30.71 5.44 33.15 379 0 AVERAGE

Mode	11	
	Band Edge - R	
	2400-2483.5_802.11n HT40_CH09_2452MHz	
ANT	5+7	
Pol.	Horizontal	Fundamental
Peak	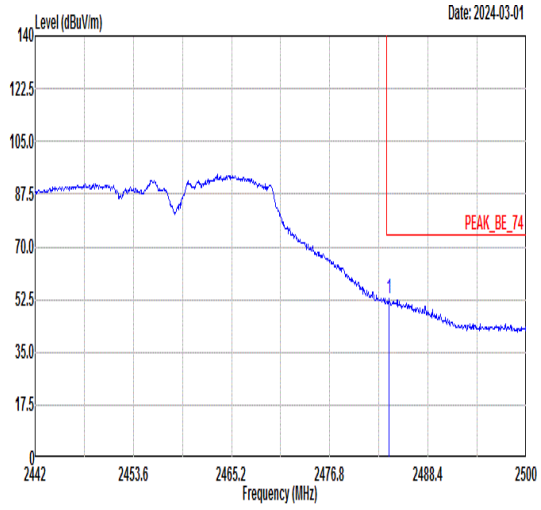 Freq Level Limit Line Margin Read Level Ant Factor Cable Loss Preamp Factor APos TPos Remark MHz dBuV/m dBuV/m dB dBuV dB/m dB dB cm deg 1 2483.76 52.92 74.00 -21.08 49.88 30.70 5.46 33.12 379 0 PEAK	Blank
Avg	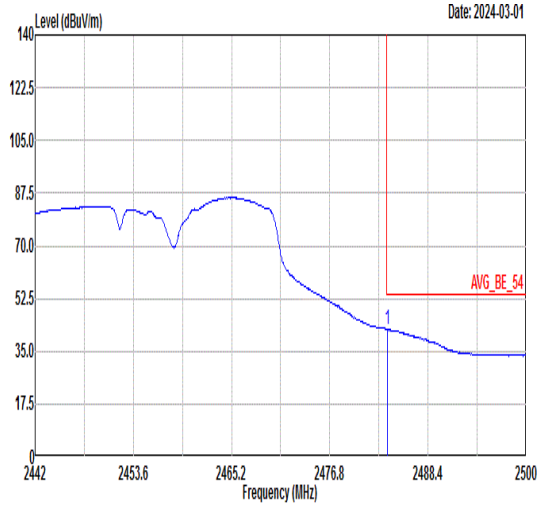 Freq Level Limit Line Margin Read Level Ant Factor Cable Loss Preamp Factor APos TPos Remark MHz dBuV/m dBuV/m dB dBuV dB/m dB dB cm deg 1 2483.59 42.47 54.00 -11.53 39.43 30.70 5.46 33.12 379 0 AVERAGE	Blank

Mode	11	
	Band Edge - L	
	2400-2483.5_802.11n HT40_CH09_2452MHz	
ANT	5+7	
Pol.	Vertical	Fundamental
Peak	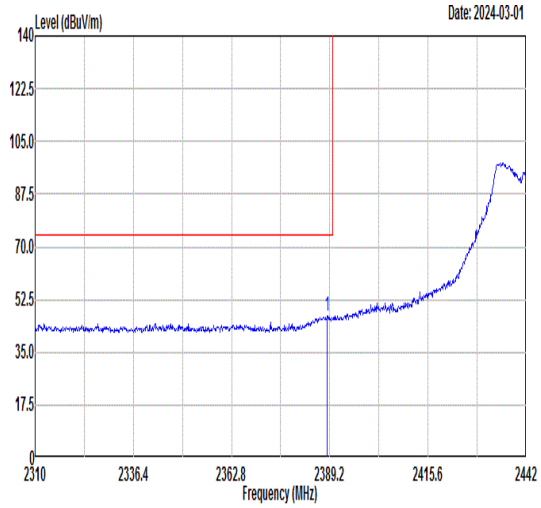 Limit Read Ant Cable Preamp APos TPos Freq Level Line Margin Level Factor Loss Factor Remark MHz dBuV/m dBuV/m dB dBuV dB/m dB dB cm deg 1 2388.54 46.85 74.00 -27.15 44.03 30.72 5.36 33.26 229 269 PEAK	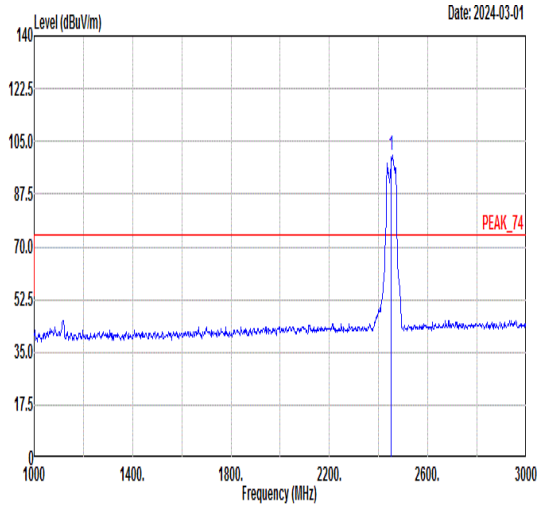 Limit Read Ant Cable Preamp APos TPos Freq Level Line Margin Level Factor Loss Factor Remark MHz dBuV/m dBuV/m dB dBuV dB/m dB dB cm deg 1 2452.00 100.43 ------ ------ 97.45 30.71 5.43 33.16 229 269 PEAK
Avg	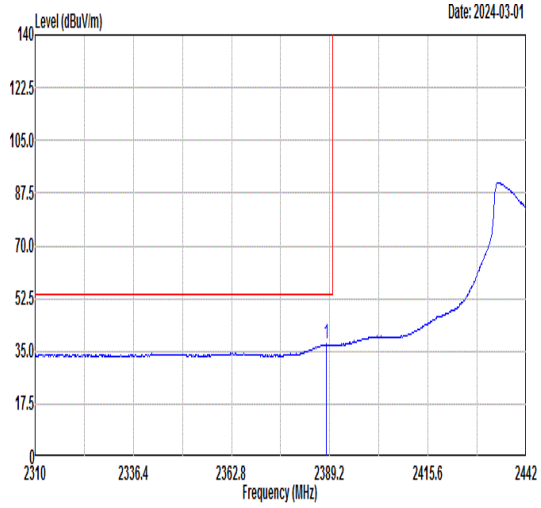 Limit Read Ant Cable Preamp APos TPos Freq Level Line Margin Level Factor Loss Factor Remark MHz dBuV/m dBuV/m dB dBuV dB/m dB dB cm deg 1 2388.28 37.27 54.00 -16.73 34.45 30.72 5.36 33.26 229 269 AVERAGE	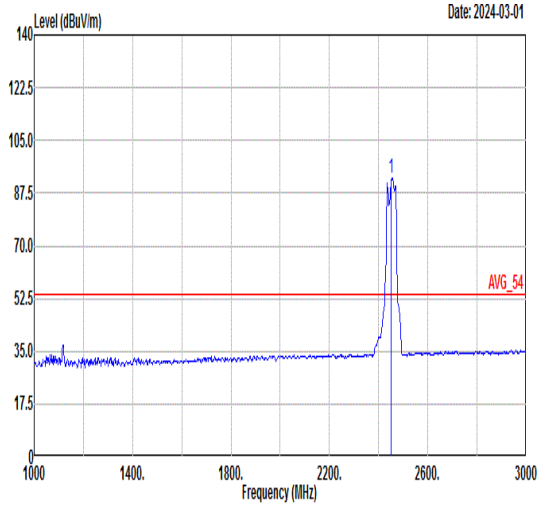 Limit Read Ant Cable Preamp APos TPos Freq Level Line Margin Level Factor Loss Factor Remark MHz dBuV/m dBuV/m dB dBuV dB/m dB dB cm deg 1 2452.00 92.37 ------ ------ 89.39 30.71 5.43 33.16 229 269 AVERAGE

Mode	11	
	Band Edge - R	
	2400-2483.5_802.11n HT40_CH09_2452MHz	
ANT	5+7	
Pol.	Vertical	Fundamental
Peak	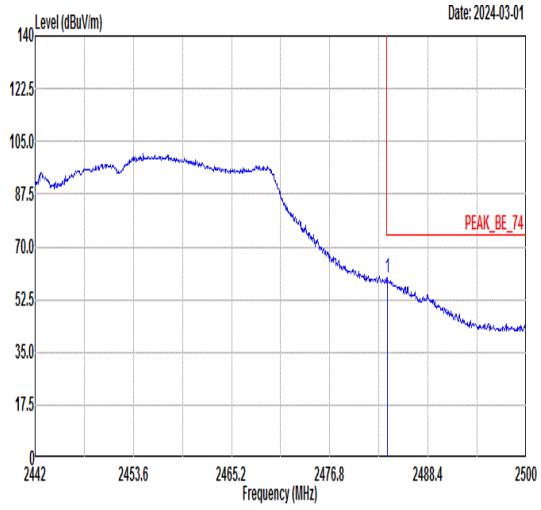 Freq Level Limit Line Margin Read Level Ant Factor Cable Loss Preamp Factor APos TPos Remark MHz dBuV/m dBuV/m dB dBuV dB/m dB dB cm deg 1 2483.59 59.93 74.00 -14.07 56.89 30.70 5.46 33.12 229 269 PEAK	Blank
Avg	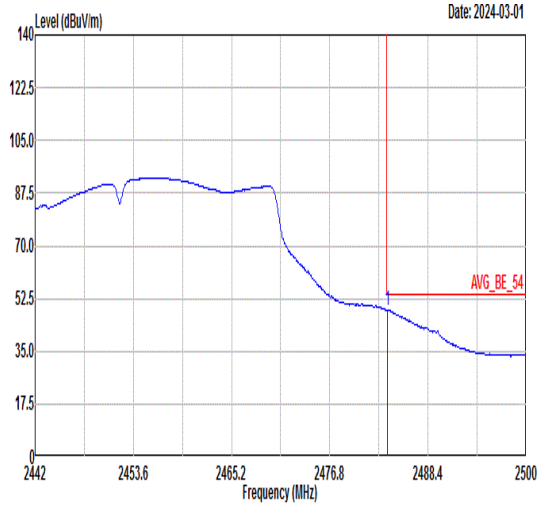 Freq Level Limit Line Margin Read Level Ant Factor Cable Loss Preamp Factor APos TPos Remark MHz dBuV/m dBuV/m dB dBuV dB/m dB dB cm deg 1 2483.59 48.73 54.00 -5.27 45.69 30.70 5.46 33.12 229 269 AVERAGE	Blank

Mode	12	
	Band Edge	
	2400-2483.5_802.11ax HE20_CH01_Full RU_2412MHz	
ANT	5+7	
Pol.	Horizontal	Fundamental
Peak	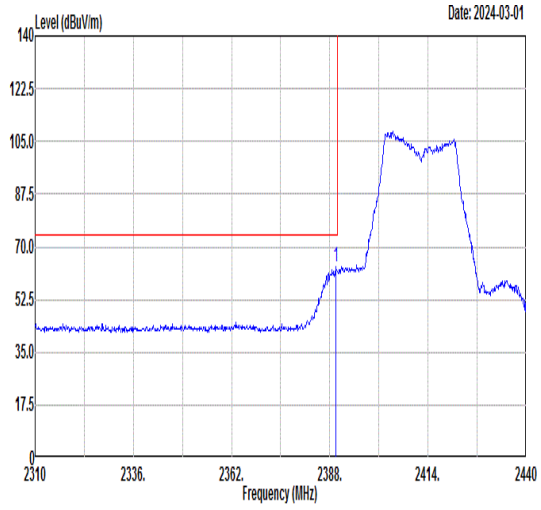 Freq Level Limit Line Margin Read Level Ant Factor Cable Loss Preamp Factor APos TPos Remark MHz dBuV/m dBuV/m dB dBuV dB/m dB dB cm deg 1 2389.56 63.58 74.00 -10.42 60.75 30.72 5.36 33.25 400 167 PEAK	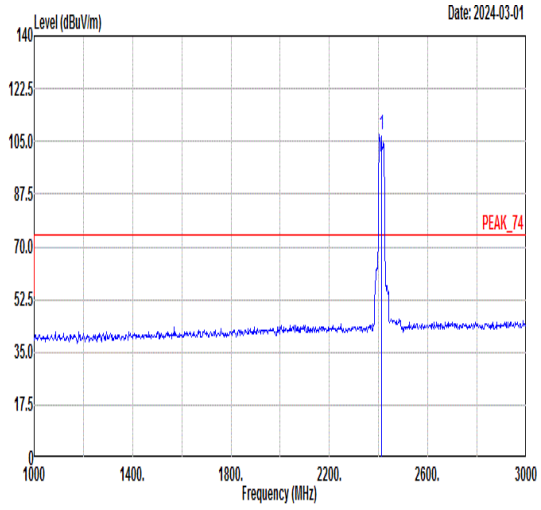 Freq Level Limit Line Margin Read Level Ant Factor Cable Loss Preamp Factor APos TPos Remark MHz dBuV/m dBuV/m dB dBuV dB/m dB dB cm deg 1 2412.00 107.19 ------ ------ 104.34 30.72 5.37 33.24 400 167 PEAK
Avg	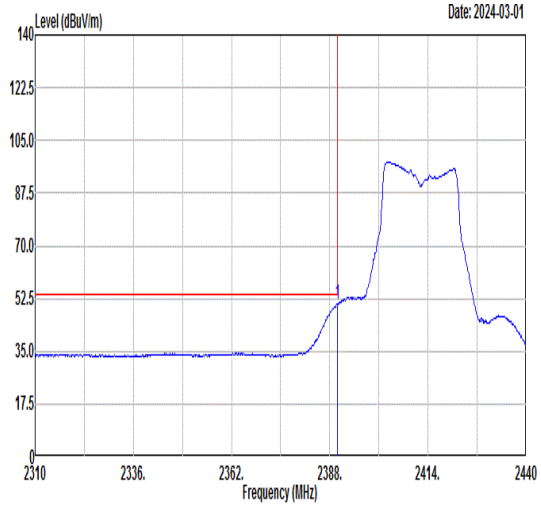 Freq Level Limit Line Margin Read Level Ant Factor Cable Loss Preamp Factor APos TPos Remark MHz dBuV/m dBuV/m dB dBuV dB/m dB dB cm deg 1 2389.95 50.68 54.00 -3.32 47.85 30.72 5.36 33.25 400 167 AVERAGE	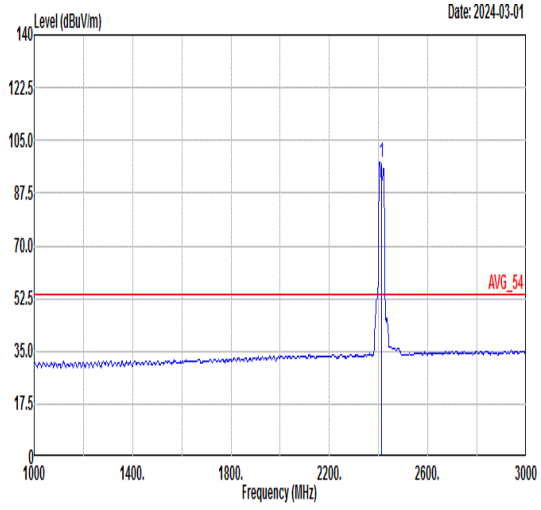 Freq Level Limit Line Margin Read Level Ant Factor Cable Loss Preamp Factor APos TPos Remark MHz dBuV/m dBuV/m dB dBuV dB/m dB dB cm deg 1 2412.00 97.68 ------ ------ 94.82 30.72 5.37 33.23 400 167 AVERAGE

Mode	12	
	Band Edge	
	2400-2483.5_802.11ax HE20_CH01_Full RU_2412MHz	
ANT	5+7	
Pol.	Vertical	Fundamental
Peak	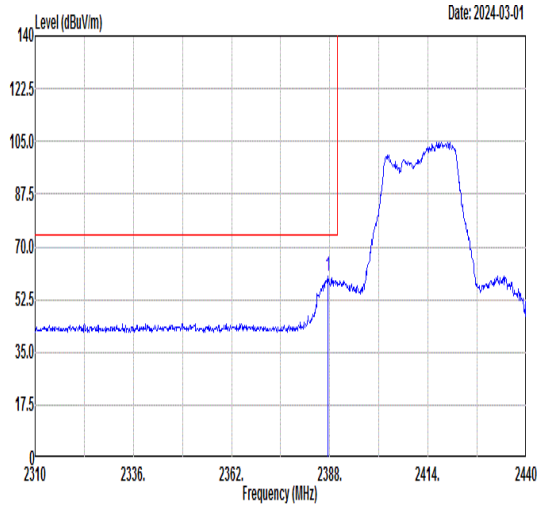 Freq Level Limit Line Margin Read Level Ant Factor Cable Loss Preamp Factor APos TPos Remark MHz dBuV/m dBuV/m dB dBuV dB/m dB dB cm deg 1 2387.48 60.21 74.00 -13.79 57.39 30.72 5.36 33.26 201 61 PEAK	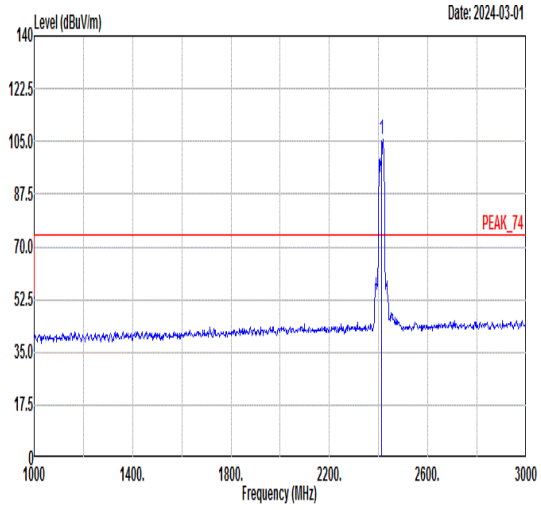 Freq Level Limit Line Margin Read Level Ant Factor Cable Loss Preamp Factor APos TPos Remark MHz dBuV/m dBuV/m dB dBuV dB/m dB dB cm deg 1 2412.00 105.67 ------ ------ 102.77 30.72 5.39 33.21 201 61 PEAK
Avg	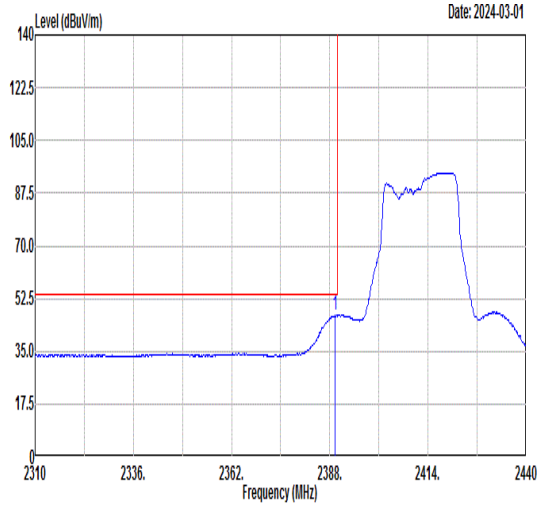 Freq Level Limit Line Margin Read Level Ant Factor Cable Loss Preamp Factor APos TPos Remark MHz dBuV/m dBuV/m dB dBuV dB/m dB dB cm deg 1 2389.43 46.92 54.00 -7.08 44.09 30.72 5.36 33.25 201 61 AVERAGE	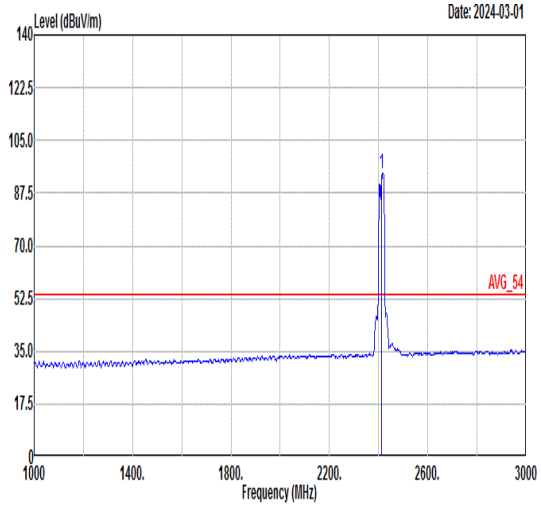 Freq Level Limit Line Margin Read Level Ant Factor Cable Loss Preamp Factor APos TPos Remark MHz dBuV/m dBuV/m dB dBuV dB/m dB dB cm deg 1 2412.00 94.22 ------ ------ 91.32 30.72 5.39 33.21 201 61 AVERAGE

Mode	12	
	Harmonic	
	2400-2483.5_802.11ax HE20_CH01_Full RU_2412MHz	
ANT	5+7	
Pol.	Horizontal	Vertical
Peak Avg	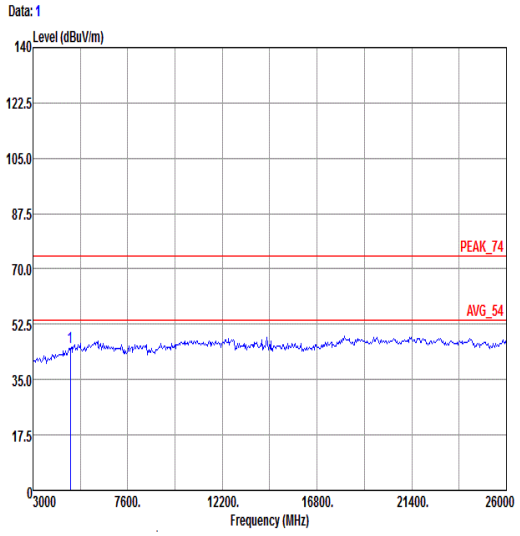 Freq Level Over Limit Limit Line ReadAntenna Level Cable Loss Preamp Factor A/Pos T/Pos Remark MHz dBuV/m dB dBuV/m dBuV dB/m dB dB cm deg 1 * 4824.00 45.17 -28.83 74.00 65.36 35.78 8.88 64.85 --- --- Peak	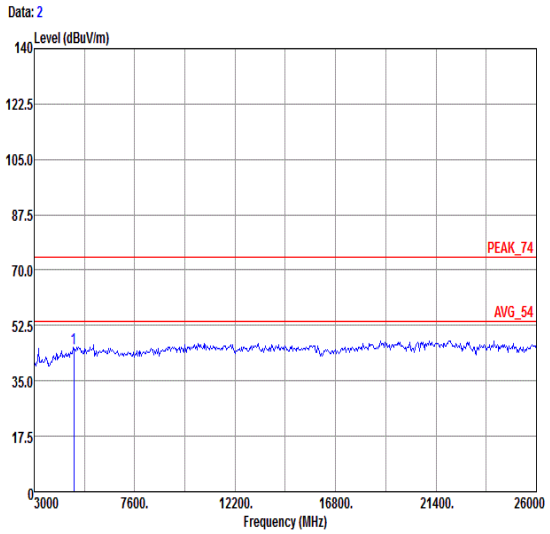 Freq Level Over Limit Limit Line ReadAntenna Level Cable Loss Preamp Factor A/Pos T/Pos Remark MHz dBuV/m dB dBuV/m dBuV dB/m dB dB cm deg 1 * 4824.00 45.11 -28.89 74.00 65.30 35.78 8.88 64.85 --- --- Peak

Note: Only the worst case has assessed 18G ~26GHz to test.

Mode	13	
	Harmonic	
	2400-2483.5_802.11ax HE20_CH06_Full RU_2437MHz	
ANT	5+7	
Pol.	Horizontal	Vertical
Peak Avg	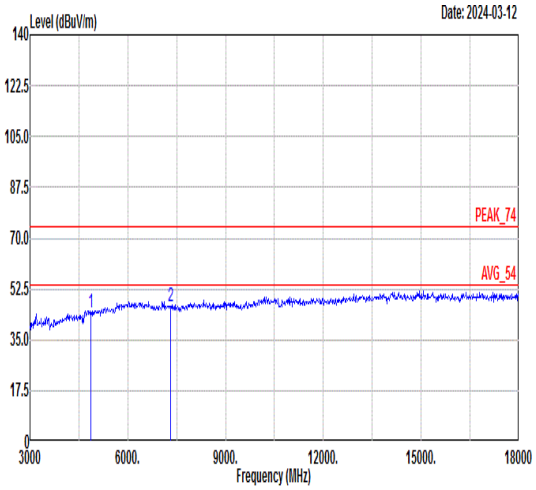 Freq Level Limit Line Margin Read Level Ant Factor Cable Loss Preamp Factor APos TPos Remark MHz dBuV/m dBuV/m dB dBuV dB/m dB dB cm deg 1 4874.00 44.37 74.00 -29.63 64.62 35.90 8.72 64.87 --- --- Peak 2 7311.00 46.65 74.00 -27.35 64.45 36.88 10.18 64.86 --- --- Peak	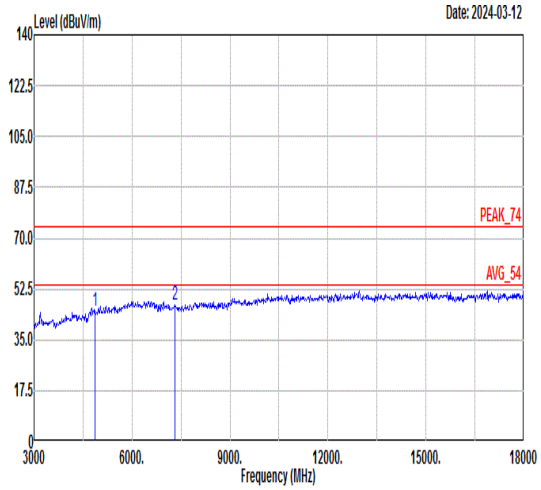 Freq Level Limit Line Margin Read Level Ant Factor Cable Loss Preamp Factor APos TPos Remark MHz dBuV/m dBuV/m dB dBuV dB/m dB dB cm deg 1 4874.00 45.07 74.00 -28.93 65.32 35.90 8.72 64.87 --- --- Peak 2 7311.00 46.83 74.00 -27.17 64.63 36.88 10.18 64.86 --- --- Peak

Mode	14	
	Band Edge	
	2400-2483.5_802.11ax HE20_CH11_Full RU_2462MHz	
ANT	5+7	
Pol.	Horizontal	Fundamental
Peak	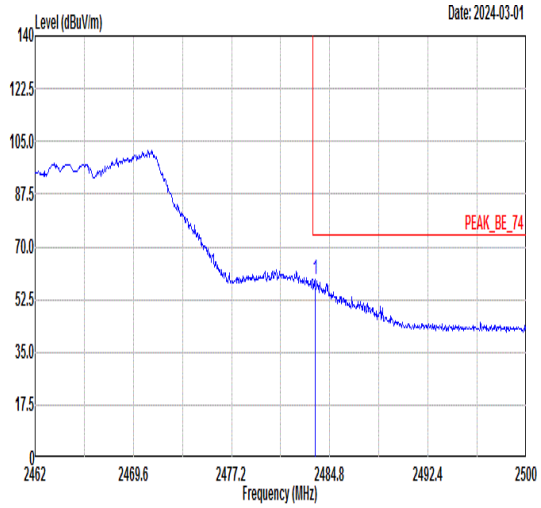 Freq Level Limit Line Margin Read Level Ant Factor Cable Loss Preamp Factor APos TPos Remark MHz dBuV/m dBuV/m dB dBuV dB/m dB dB cm deg 1 2483.66 58.94 74.00 -15.06 55.90 30.70 5.46 33.12 384 0 PEAK	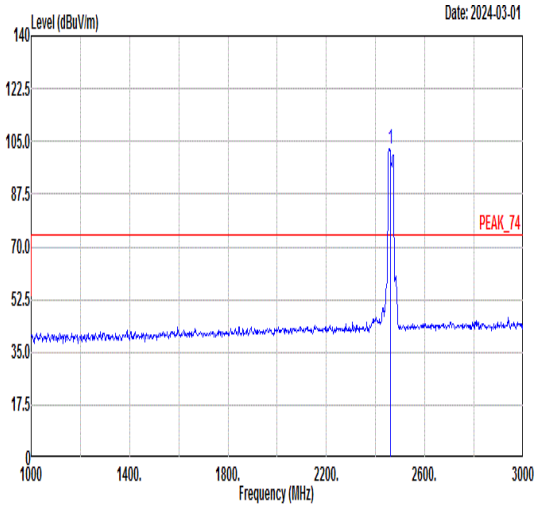 Freq Level Limit Line Margin Read Level Ant Factor Cable Loss Preamp Factor APos TPos Remark MHz dBuV/m dBuV/m dB dBuV dB/m dB dB cm deg 1 2462.00 102.68 ------ ------ 99.70 30.71 5.43 33.16 384 0 PEAK
Avg	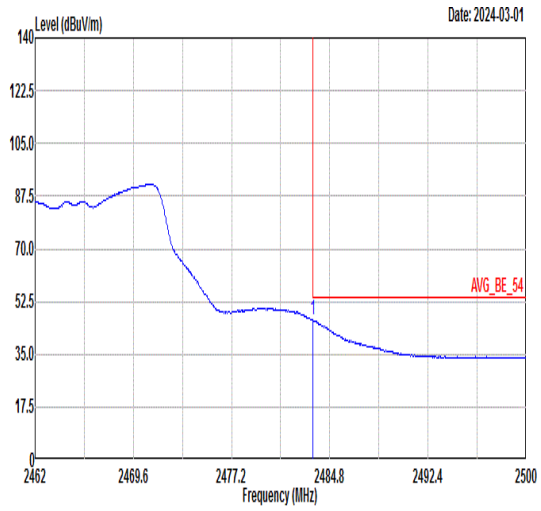 Freq Level Limit Line Margin Read Level Ant Factor Cable Loss Preamp Factor APos TPos Remark MHz dBuV/m dBuV/m dB dBuV dB/m dB dB cm deg 1 2483.51 46.42 54.00 -7.58 43.38 30.70 5.46 33.12 384 0 AVERAGE	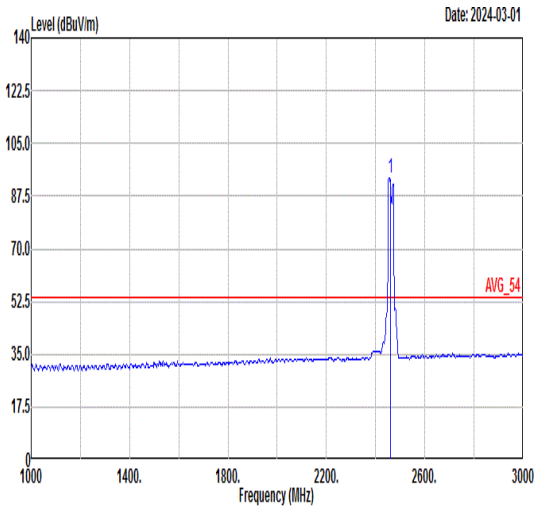 Freq Level Limit Line Margin Read Level Ant Factor Cable Loss Preamp Factor APos TPos Remark MHz dBuV/m dBuV/m dB dBuV dB/m dB dB cm deg 1 2462.00 93.44 ------ ------ 90.46 30.71 5.43 33.16 384 0 AVERAGE

Mode	14	
	Band Edge	
	2400-2483.5_802.11ax HE20_CH11_Full RU_2462MHz	
ANT	5+7	
Pol.	Vertical	Fundamental
Peak	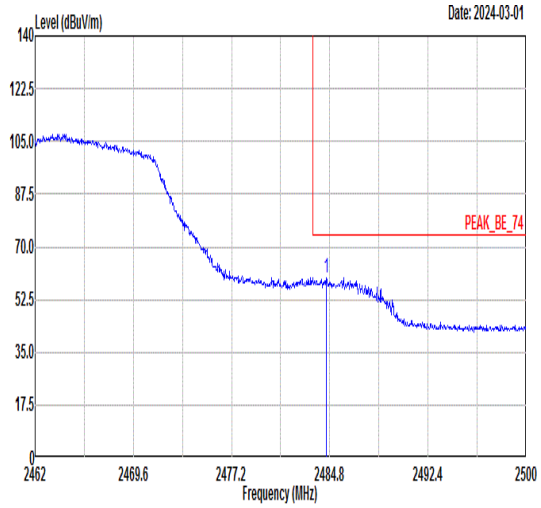 Freq Level Limit Line Margin Read Level Ant Factor Cable Loss Preamp Factor APos TPos Remark MHz dBuV/m dBuV/m dB dBuV dB/m dB dB cm deg 1 2484.53 59.63 74.00 -14.37 56.59 30.70 5.46 33.12 204 234 PEAK	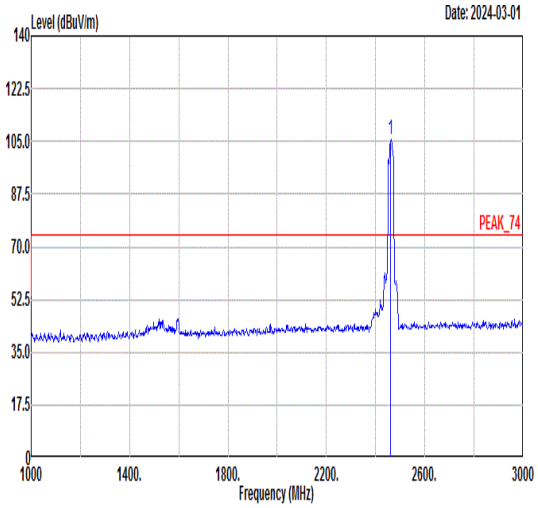 Freq Level Limit Line Margin Read Level Ant Factor Cable Loss Preamp Factor APos TPos Remark MHz dBuV/m dBuV/m dB dBuV dB/m dB dB cm deg 1 2462.00 105.43 ------ ------ 102.43 30.71 5.44 33.15 204 234 PEAK
Avg	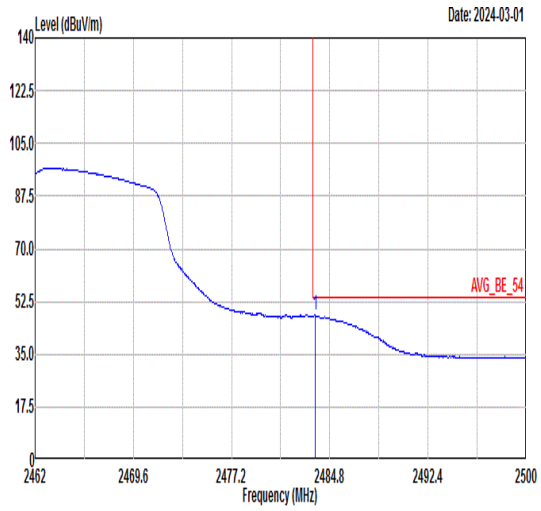 Freq Level Limit Line Margin Read Level Ant Factor Cable Loss Preamp Factor APos TPos Remark MHz dBuV/m dBuV/m dB dBuV dB/m dB dB cm deg 1 2483.66 47.89 54.00 -6.11 44.85 30.70 5.46 33.12 204 234 AVERAGE	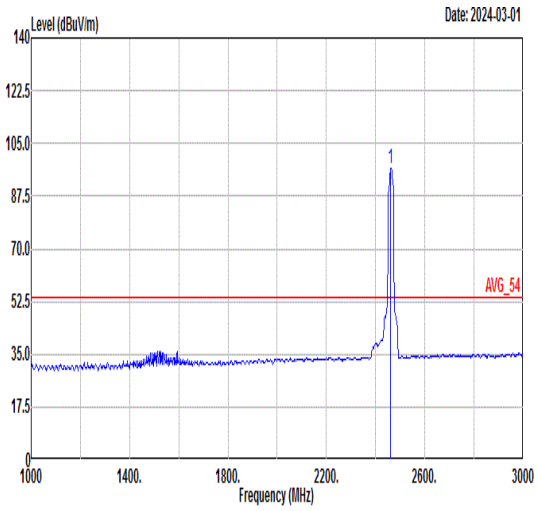 Freq Level Limit Line Margin Read Level Ant Factor Cable Loss Preamp Factor APos TPos Remark MHz dBuV/m dBuV/m dB dBuV dB/m dB dB cm deg 1 2462.00 96.58 ------ ------ 93.58 30.71 5.44 33.15 204 234 AVERAGE

Mode	14	
	Harmonic	
	2400-2483.5_802.11ax HE20_CH11_Full RU_2462MHz	
ANT	5+7	
Pol.	Horizontal	Vertical
Peak Avg	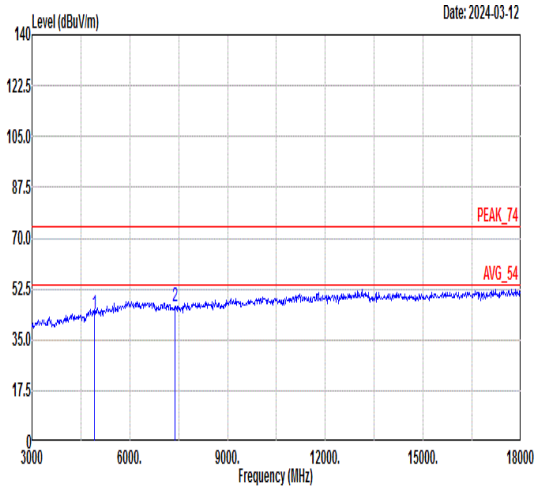 Freq Level Limit Line Margin Read Level Ant Factor Cable Loss Preamp Factor APos TPos Remark MHz dBuV/m dBuV/m dB dBuV dB/m dB dB cm deg 1 4924.00 44.07 74.00 -29.93 64.37 36.02 8.57 64.89 --- --- Peak 2 7386.00 46.43 74.00 -27.57 64.26 36.85 10.18 64.86 --- --- Peak	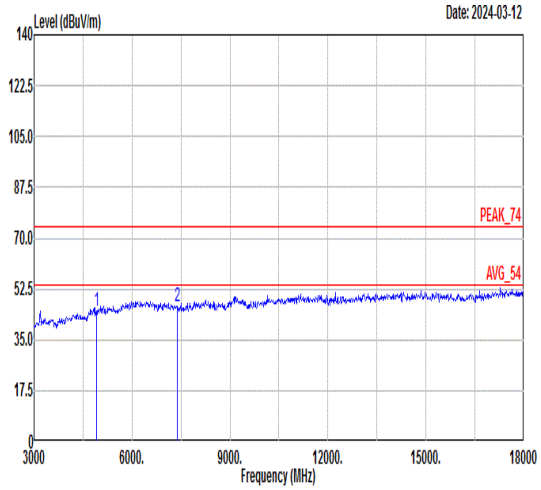 Freq Level Limit Line Margin Read Level Ant Factor Cable Loss Preamp Factor APos TPos Remark MHz dBuV/m dBuV/m dB dBuV dB/m dB dB cm deg 1 4924.00 44.96 74.00 -29.04 65.26 36.02 8.57 64.89 --- --- Peak 2 7386.00 46.66 74.00 -27.34 64.49 36.85 10.18 64.86 --- --- Peak

Mode	15	
	Band Edge - L	
	2400-2483.5_802.11ax HE40_CH03_Full RU_2422MHz	
ANT	5+7	
Pol.	Horizontal	Fundamental
Peak	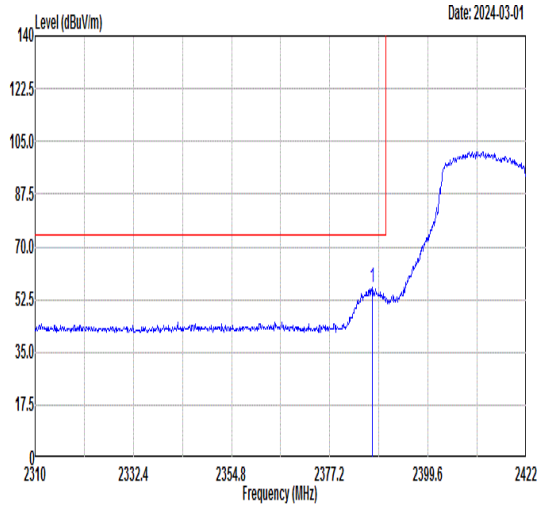 Freq Level Limit Line Margin Read Level Ant Factor Cable Loss Preamp Factor APos TPos Remark MHz dBuV/m dBuV/m dB dBuV dB/m dB dB cm deg 1 2386.94 56.33 74.00 -17.67 53.51 30.72 5.36 33.26 373 0 PEAK	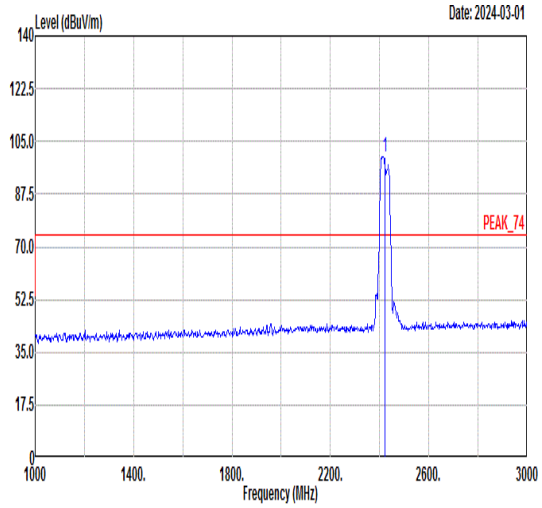 Freq Level Limit Line Margin Read Level Ant Factor Cable Loss Preamp Factor APos TPos Remark MHz dBuV/m dBuV/m dB dBuV dB/m dB dB cm deg 1 2422.00 100.04 ------ ------ 97.17 30.72 5.38 33.23 373 0 PEAK
Avg	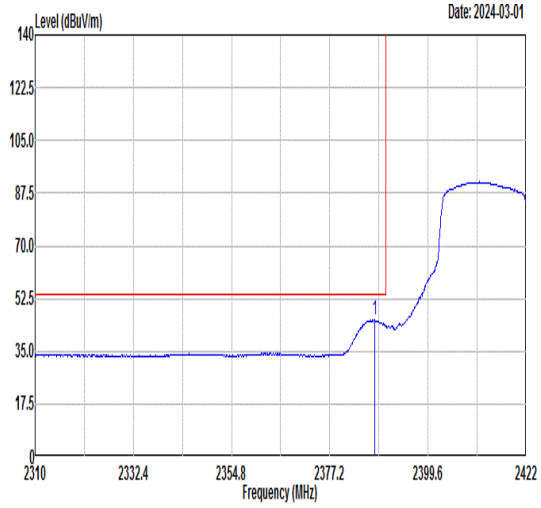 Freq Level Limit Line Margin Read Level Ant Factor Cable Loss Preamp Factor APos TPos Remark MHz dBuV/m dBuV/m dB dBuV dB/m dB dB cm deg 1 2387.39 45.34 54.00 -8.66 42.52 30.72 5.36 33.26 373 0 AVERAGE	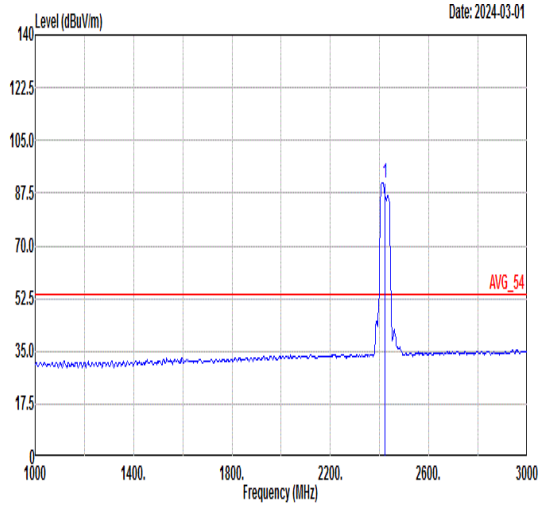 Freq Level Limit Line Margin Read Level Ant Factor Cable Loss Preamp Factor APos TPos Remark MHz dBuV/m dBuV/m dB dBuV dB/m dB dB cm deg 1 2422.00 91.04 ------ ------ 88.17 30.72 5.38 33.23 373 0 AVERAGE

Mode	15	
	Band Edge - R	
	2400-2483.5_802.11ax HE40_CH03_Full RU_2422MHz	
ANT	5+7	
Pol.	Horizontal	Fundamental
Peak	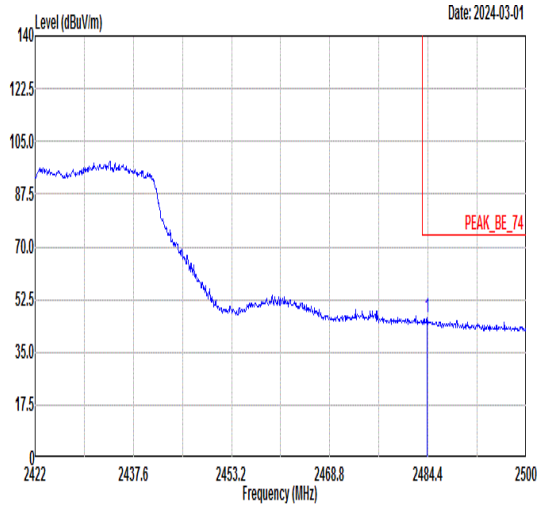 Freq Level Limit Line Margin Read Level Ant Factor Cable Loss Preamp Factor APos TPos Remark MHz dBuV/m dBuV/m dB dBuV dB/m dB dB cm deg 1 2484.24 46.51 74.00 -27.49 43.47 30.70 5.46 33.12 373 0 PEAK	Blank
Avg	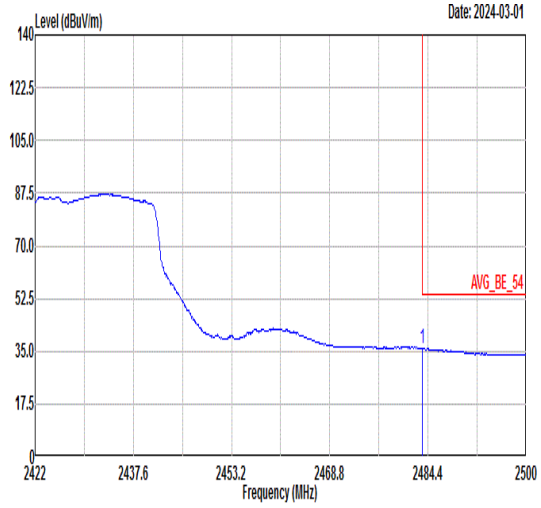 Freq Level Limit Line Margin Read Level Ant Factor Cable Loss Preamp Factor APos TPos Remark MHz dBuV/m dBuV/m dB dBuV dB/m dB dB cm deg 1 2483.54 35.89 54.00 -18.11 32.85 30.70 5.46 33.12 373 0 AVERAGE	Blank

Mode	15	
	Band Edge - L	
	2400-2483.5_802.11ax HE40_CH03_Full RU_2422MHz	
ANT	5+7	
Pol.	Vertical	Fundamental
Peak	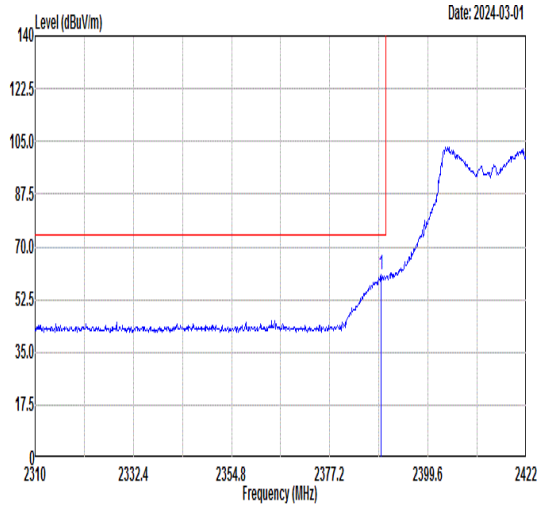 Limit Read Ant Cable Preamp APos TPos Freq Level Line Margin Level Factor Loss Factor Remark MHz dBuV/m dBuV/m dB dBuV dB/m dB dB cm deg 1 2388.85 60.50 74.00 -13.50 57.68 30.72 5.36 33.26 242 251 PEAK	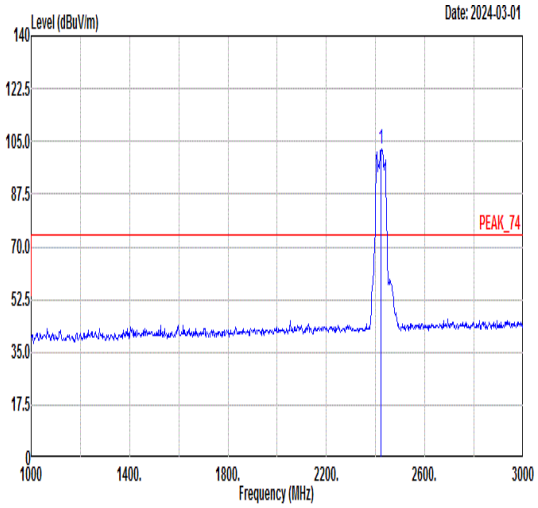 Limit Read Ant Cable Preamp APos TPos Freq Level Line Margin Level Factor Loss Factor Remark MHz dBuV/m dBuV/m dB dBuV dB/m dB dB cm deg 1 2422.00 102.52 ------ ------ 99.62 30.72 5.39 33.21 242 251 PEAK
Avg	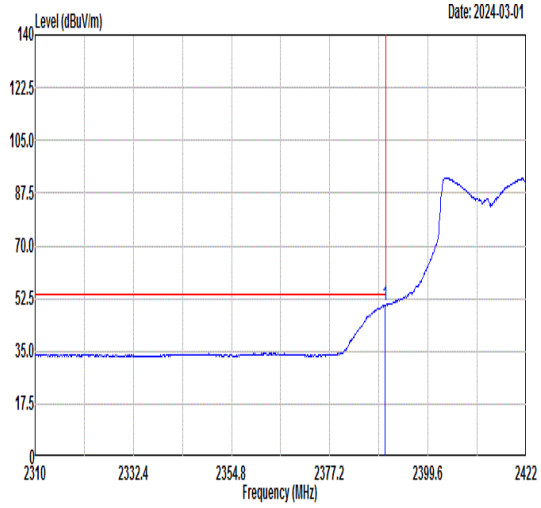 Limit Read Ant Cable Preamp APos TPos Freq Level Line Margin Level Factor Loss Factor Remark MHz dBuV/m dBuV/m dB dBuV dB/m dB dB cm deg 1 2389.74 50.24 54.00 -3.76 47.41 30.72 5.36 33.25 242 251 AVERAGE	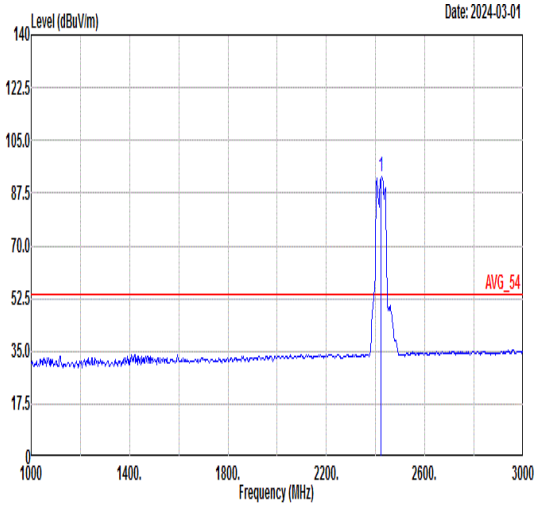 Limit Read Ant Cable Preamp APos TPos Freq Level Line Margin Level Factor Loss Factor Remark MHz dBuV/m dBuV/m dB dBuV dB/m dB dB cm deg 1 2422.00 93.13 ------ ------ 90.23 30.71 5.39 33.20 242 251 AVERAGE

Mode	15	
	Band Edge - R	
	2400-2483.5_802.11ax HE40_CH03_Full RU_2422MHz	
ANT	5+7	
Pol.	Vertical	Fundamental
Peak	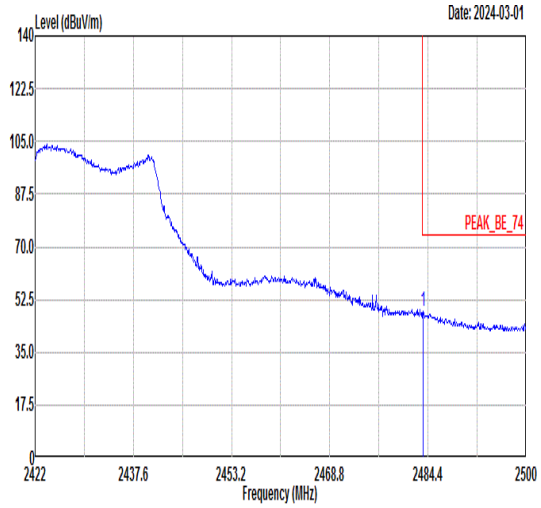 Freq Level Limit Line Margin Read Level Ant Factor Cable Loss Preamp Factor APos TPos Remark MHz dBuV/m dBuV/m dB dBuV dB/m dB dB cm deg 1 2483.62 48.38 74.00 -25.62 45.34 30.70 5.46 33.12 242 251 PEAK	Blank
Avg	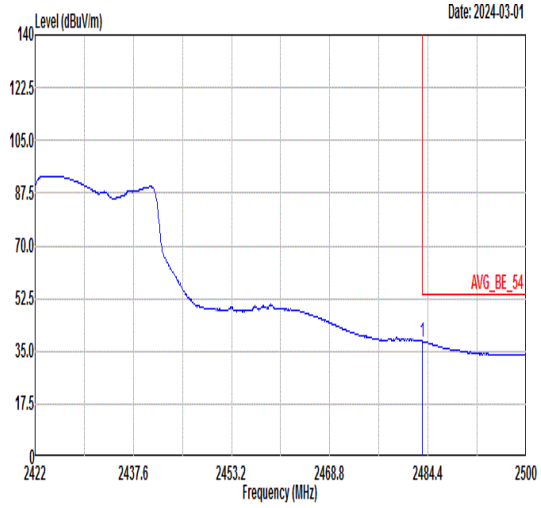 Freq Level Limit Line Margin Read Level Ant Factor Cable Loss Preamp Factor APos TPos Remark MHz dBuV/m dBuV/m dB dBuV dB/m dB dB cm deg 1 2483.54 38.19 54.00 -15.81 35.15 30.70 5.46 33.12 242 251 AVERAGE	Blank

Mode	16	
	Band Edge - L	
	2400-2483.5_802.11ax HE40_CH09_Full RU_2452MHz	
ANT	5+7	
Pol.	Horizontal	Fundamental
Peak	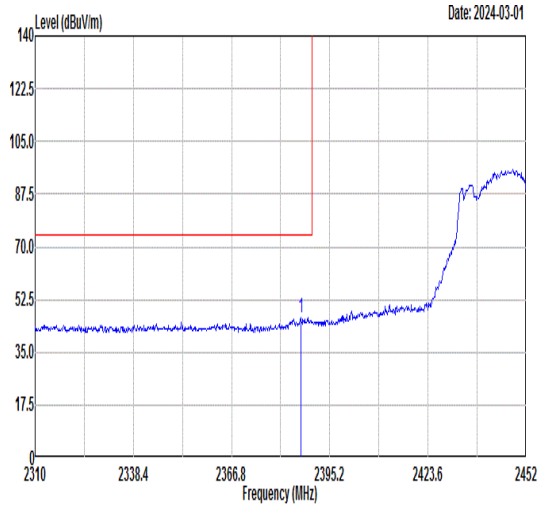 Freq Level Limit Line Margin Read Level Ant Factor Cable Loss Preamp Factor APos TPos Remark MHz dBuV/m dBuV/m dB dBuV dB/m dB dB cm deg 1 2386.82 46.24 74.00 -27.76 43.42 30.72 5.36 33.26 384 0 PEAK	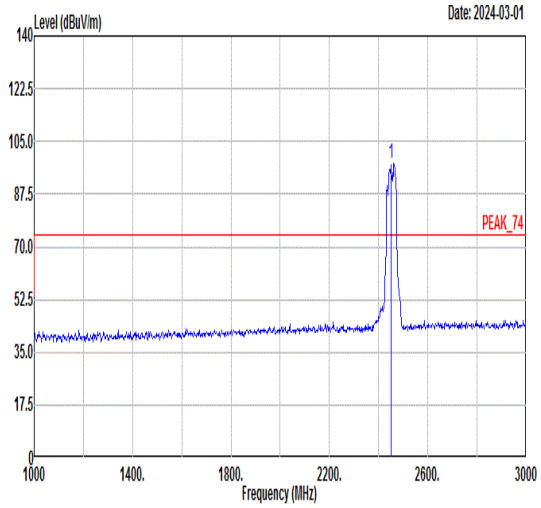 Freq Level Limit Line Margin Read Level Ant Factor Cable Loss Preamp Factor APos TPos Remark MHz dBuV/m dBuV/m dB dBuV dB/m dB dB cm deg 1 2452.00 97.60 ------ ------ 94.60 30.71 5.44 33.15 384 0 PEAK
Avg	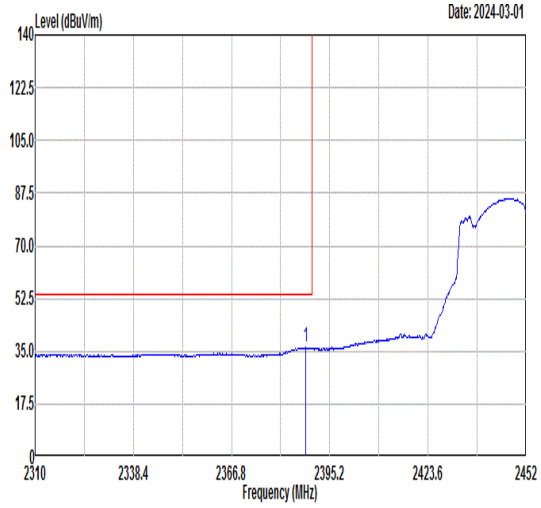 Freq Level Limit Line Margin Read Level Ant Factor Cable Loss Preamp Factor APos TPos Remark MHz dBuV/m dBuV/m dB dBuV dB/m dB dB cm deg 1 2388.24 36.23 54.00 -17.77 33.41 30.72 5.36 33.26 384 0 AVERAGE	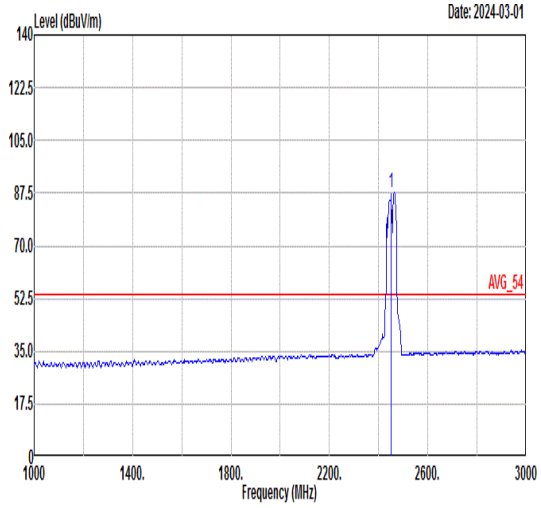 Freq Level Limit Line Margin Read Level Ant Factor Cable Loss Preamp Factor APos TPos Remark MHz dBuV/m dBuV/m dB dBuV dB/m dB dB cm deg 1 2452.00 87.52 ------ ------ 84.52 30.71 5.44 33.15 384 0 AVERAGE

Mode	16	
	Band Edge - R	
	2400-2483.5_802.11ax HE40_CH09_Full RU_2452MHz	
ANT	5+7	
Pol.	Horizontal	Fundamental
Peak	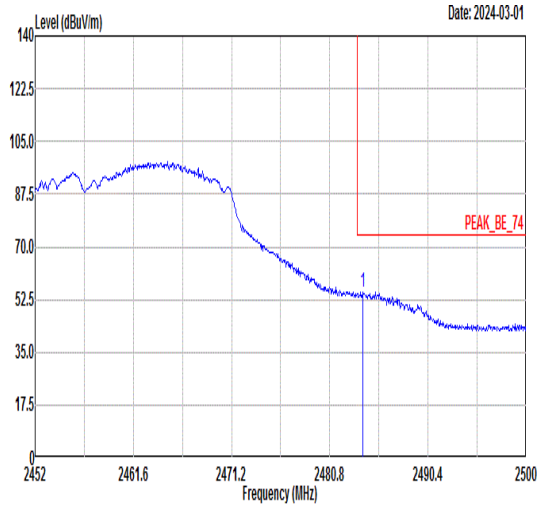 Freq Level Limit Line Margin Read Level Ant Factor Cable Loss Preamp Factor APos TPos Remark MHz dBuV/m dBuV/m dB dBuV dB/m dB dB cm deg 1 2484.06 55.08 74.00 -18.92 52.04 30.70 5.46 33.12 384 0 PEAK	Blank
Avg	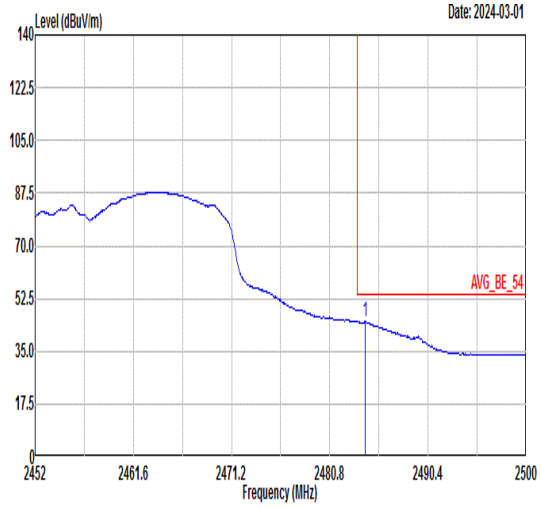 Freq Level Limit Line Margin Read Level Ant Factor Cable Loss Preamp Factor APos TPos Remark MHz dBuV/m dBuV/m dB dBuV dB/m dB dB cm deg 1 2484.26 44.85 54.00 -9.15 41.81 30.70 5.46 33.12 384 0 AVERAGE	Blank

Mode	16	
	Band Edge - L	
	2400-2483.5_802.11ax HE40_CH09_Full RU_2452MHz	
ANT	5+7	
Pol.	Vertical	Fundamental
Peak	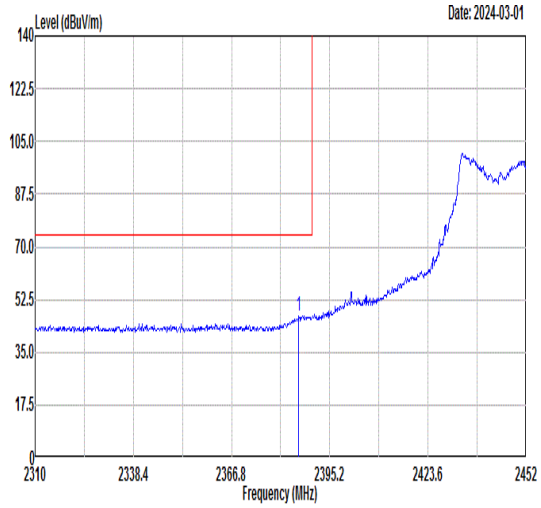 Freq Level Limit Line Margin Read Level Ant Factor Cable Loss Preamp Factor APos TPos Remark MHz dBuV/m dBuV/m dB dBuV dB/m dB dB cm deg 1 2386.25 46.97 74.00 -27.03 44.15 30.72 5.36 33.26 200 231 PEAK	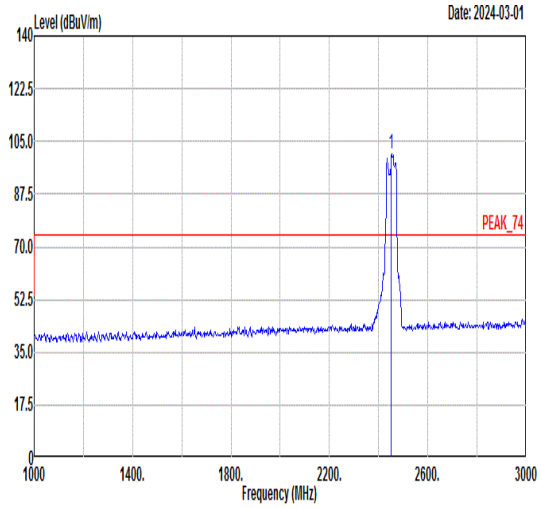 Freq Level Limit Line Margin Read Level Ant Factor Cable Loss Preamp Factor APos TPos Remark MHz dBuV/m dBuV/m dB dBuV dB/m dB dB cm deg 1 2452.00 100.86 ------ ------ 97.88 30.71 5.43 33.16 200 231 PEAK
Avg	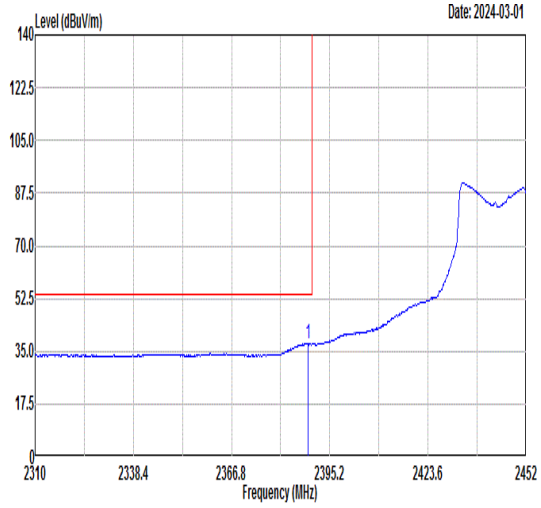 Freq Level Limit Line Margin Read Level Ant Factor Cable Loss Preamp Factor APos TPos Remark MHz dBuV/m dBuV/m dB dBuV dB/m dB dB cm deg 1 2388.95 37.48 54.00 -16.52 34.66 30.72 5.36 33.26 200 231 AVERAGE	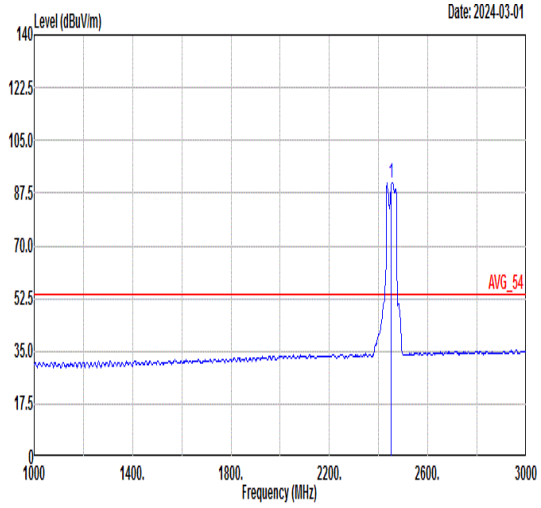 Freq Level Limit Line Margin Read Level Ant Factor Cable Loss Preamp Factor APos TPos Remark MHz dBuV/m dBuV/m dB dBuV dB/m dB dB cm deg 1 2452.00 90.97 ------ ------ 87.99 30.71 5.43 33.16 200 231 AVERAGE

Mode	16	
	Band Edge - R	
	2400-2483.5_802.11ax HE40_CH09_Full RU_2452MHz	
ANT	5+7	
Pol.	Vertical	Fundamental
Peak	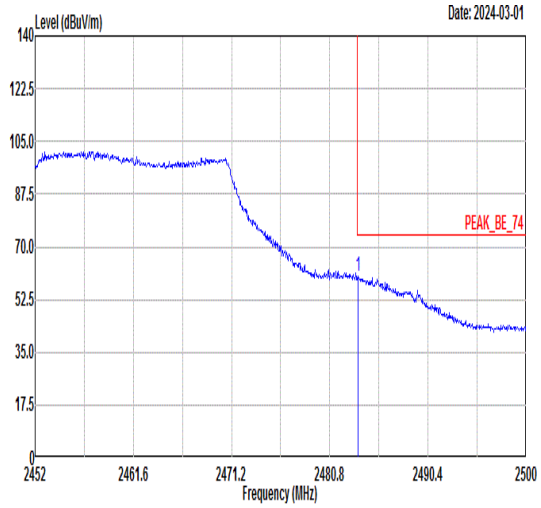 Freq Level Limit Line Margin Read Level Ant Factor Cable Loss Preamp Factor APos TPos Remark MHz dBuV/m dBuV/m dB dBuV dB/m dB dB cm deg 1 2483.54 60.01 74.00 -13.99 56.97 30.70 5.46 33.12 200 231 PEAK	Blank
Avg	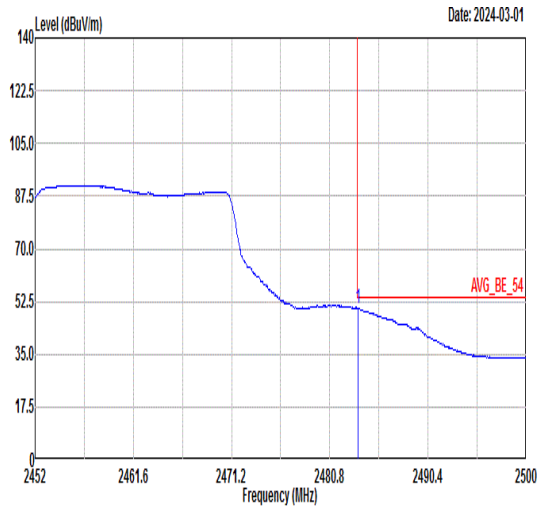 Freq Level Limit Line Margin Read Level Ant Factor Cable Loss Preamp Factor APos TPos Remark MHz dBuV/m dBuV/m dB dBuV dB/m dB dB cm deg 1 2483.58 50.27 54.00 -3.73 47.23 30.70 5.46 33.12 200 231 AVERAGE	Blank

Mode	17	
	Band Edge	
	2400-2483.5_802.11ax HE20_CH01_Partial RU 106/53_2412MHz	
ANT	5+7	
Pol.	Horizontal	Fundamental
Peak	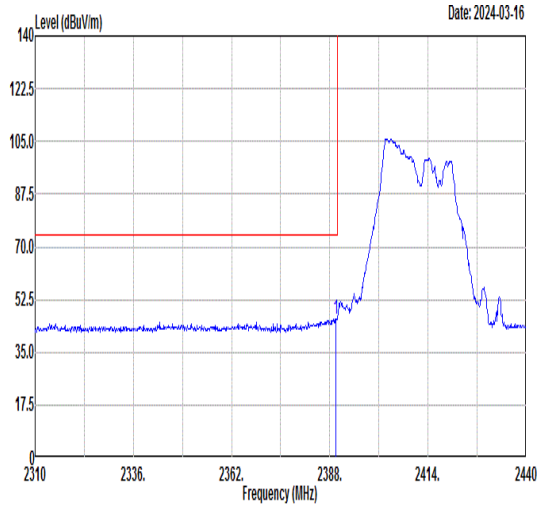 Freq Level Limit Line Margin (dB) Read Level Ant Factor Cable Loss Preamp Factor APos TPos Remark 1 2389.69 46.16 74.00 -27.84 43.33 30.72 5.36 33.25 400 144 PEAK	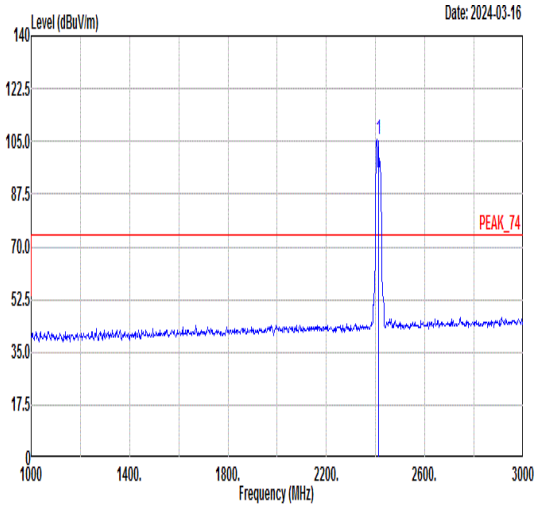 Freq Level Limit Line Margin (dB) Read Level Ant Factor Cable Loss Preamp Factor APos TPos Remark 1 2412.00 105.76 ------ ------ 102.90 30.72 5.37 33.23 400 144 PEAK
Avg	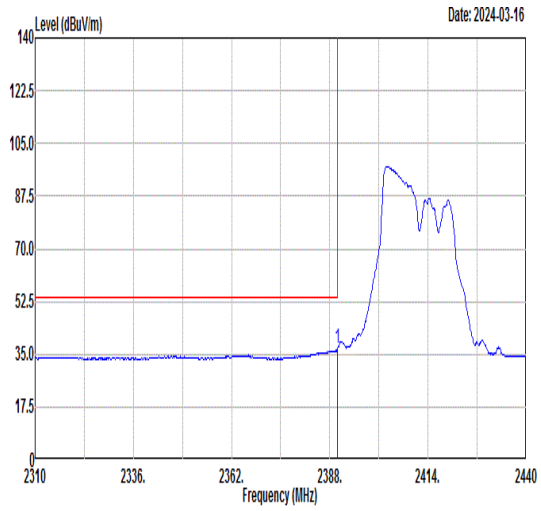 Freq Level Limit Line Margin (dB) Read Level Ant Factor Cable Loss Preamp Factor APos TPos Remark 1 2389.95 36.79 54.00 -17.21 33.96 30.72 5.36 33.25 400 144 AVERAGE	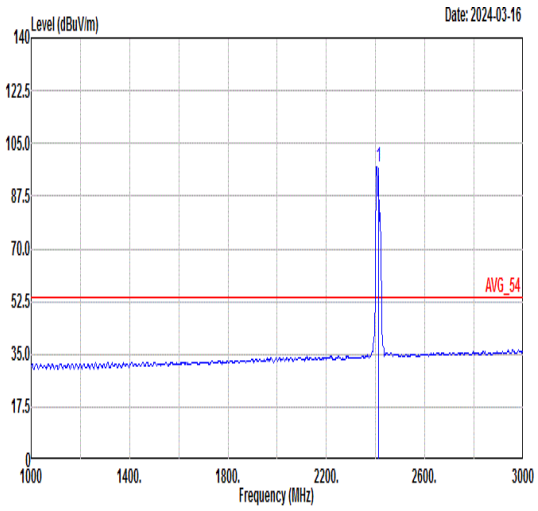 Freq Level Limit Line Margin (dB) Read Level Ant Factor Cable Loss Preamp Factor APos TPos Remark 1 2412.00 97.42 ------ ------ 94.56 30.72 5.37 33.23 400 144 AVERAGE

Mode	17	
	Band Edge	
	2400-2483.5_802.11ax HE20_CH01_Partial RU 106/53_2412MHz	
ANT	5+7	
Pol.	Vertical	Fundamental
Peak	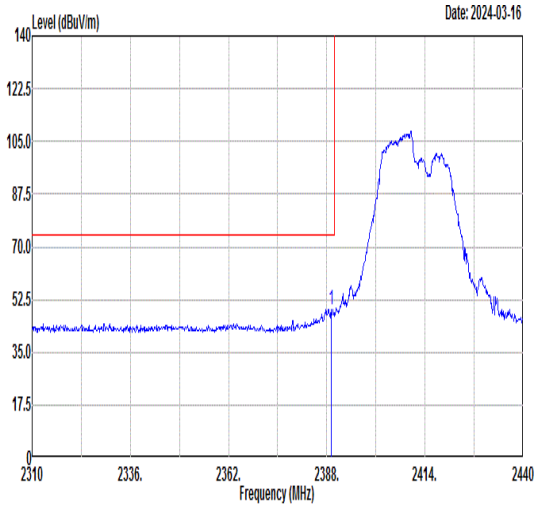 Freq Level Limit Line Margin (dB) Read Level Ant Factor Cable Loss Preamp Factor APos TPos Remark MHz dBuV/m dBuV/m dBuV dB/m dB dB cm deg 1 2389.17 49.32 74.00 -24.68 46.50 30.72 5.36 33.26 274 269 PEAK	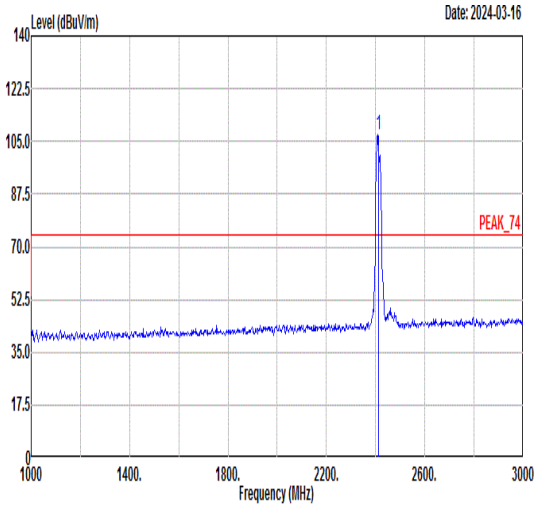 Freq Level Limit Line Margin (dB) Read Level Ant Factor Cable Loss Preamp Factor APos TPos Remark MHz dBuV/m dBuV/m dBuV dB/m dB dB cm deg 1 2412.00 107.35 ------ ------ 104.49 30.72 5.37 33.23 274 269 PEAK
Avg	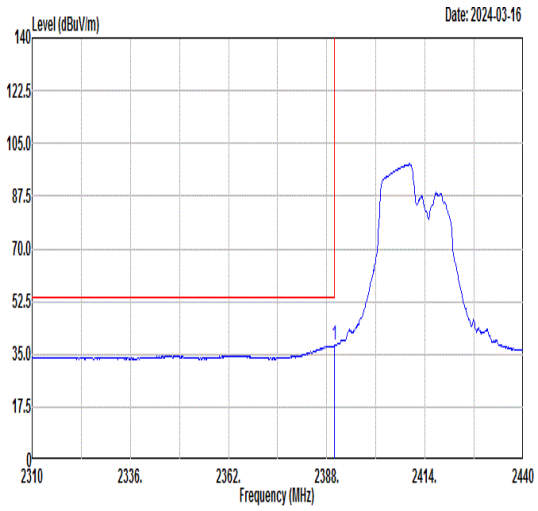 Freq Level Limit Line Margin (dB) Read Level Ant Factor Cable Loss Preamp Factor APos TPos Remark MHz dBuV/m dBuV/m dBuV dB/m dB dB cm deg 1 2389.95 37.92 54.00 -16.08 35.09 30.72 5.36 33.25 274 269 AVERAGE	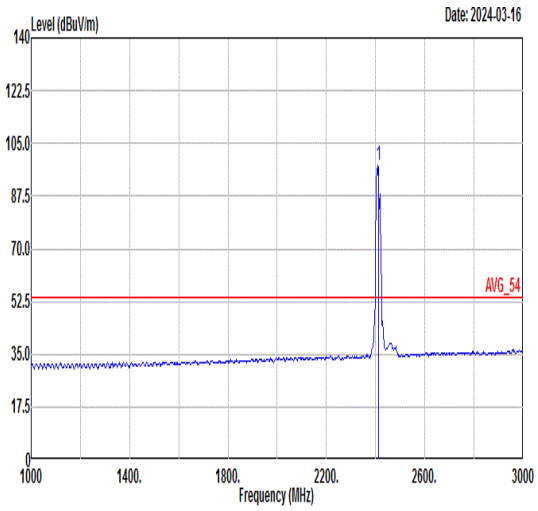 Freq Level Limit Line Margin (dB) Read Level Ant Factor Cable Loss Preamp Factor APos TPos Remark MHz dBuV/m dBuV/m dBuV dB/m dB dB cm deg 1 2412.00 97.93 ------ ------ 95.06 30.72 5.38 33.23 274 269 AVERAGE

Mode	18	
	Band Edge	
	2400-2483.5_802.11ax HE20_CH11_Partial RU 52/40_2462MHz	
ANT	5+7	
Pol.	Horizontal	Fundamental
Peak	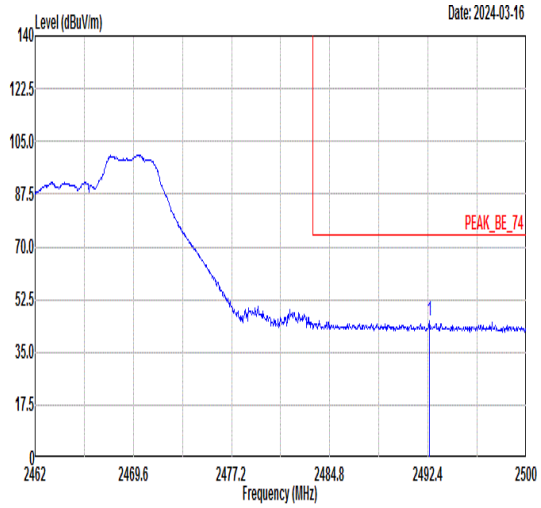 Freq Level Limit Line Margin (dB) Read Level Ant Factor Cable Loss Preamp Factor APos TPos Remark MHz dBuV/m dBuV/m dBuV dB/m dB dB cm deg 1 2492.51 45.44 74.00 -28.56 42.38 30.70 5.47 33.11 264 149 PEAK	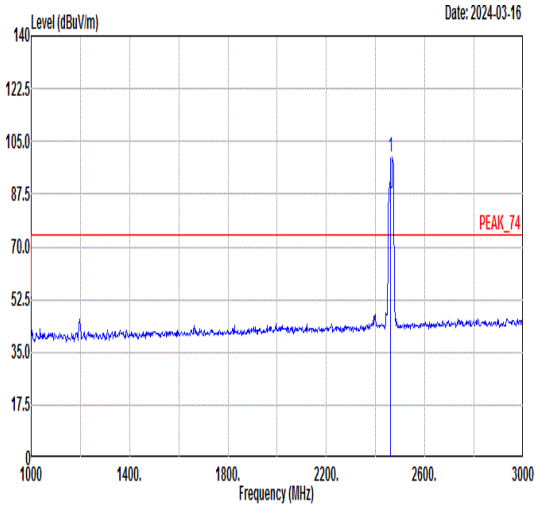 Freq Level Limit Line Margin (dB) Read Level Ant Factor Cable Loss Preamp Factor APos TPos Remark MHz dBuV/m dBuV/m dBuV dB/m dB dB cm deg 1 2462.00 99.81 ------ ------ 96.80 30.71 5.44 33.14 264 149 PEAK
Avg	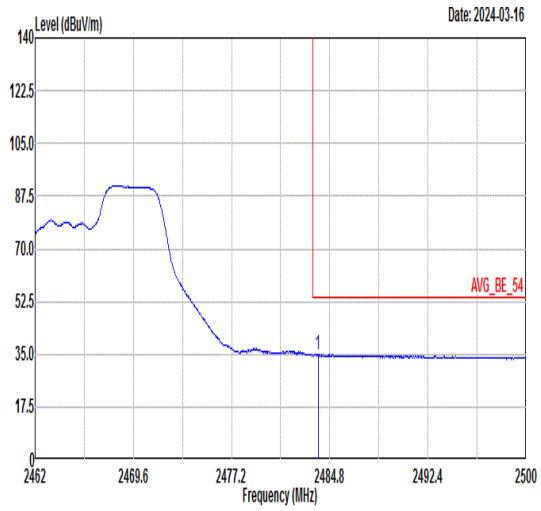 Freq Level Limit Line Margin (dB) Read Level Ant Factor Cable Loss Preamp Factor APos TPos Remark MHz dBuV/m dBuV/m dBuV dB/m dB dB cm deg 1 2483.89 34.75 54.00 -19.25 31.71 30.70 5.46 33.12 264 149 AVERAGE	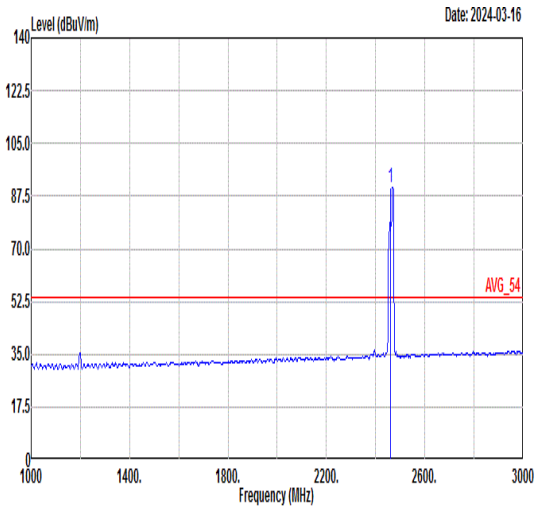 Freq Level Limit Line Margin (dB) Read Level Ant Factor Cable Loss Preamp Factor APos TPos Remark MHz dBuV/m dBuV/m dBuV dB/m dB dB cm deg 1 2462.00 90.56 ------ ------ 87.55 30.71 5.44 33.14 264 149 AVERAGE

Mode	18	
	Band Edge	
	2400-2483.5_802.11ax HE20_CH11_Partial RU 52/40_2462MHz	
ANT	5+7	
Pol.	Vertical	Fundamental
Peak	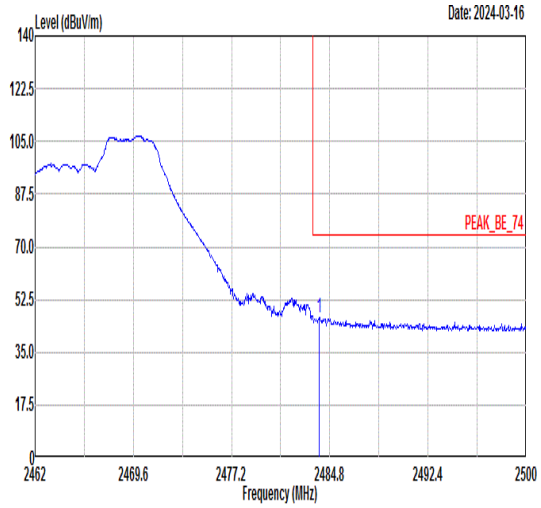 Freq Level Limit Line Margin (dB) Read Level Ant Factor Cable Loss Preamp Factor APos TPos Remark 1 2483.96 46.53 74.00 -27.47 43.49 30.70 5.46 33.12 200 271 PEAK	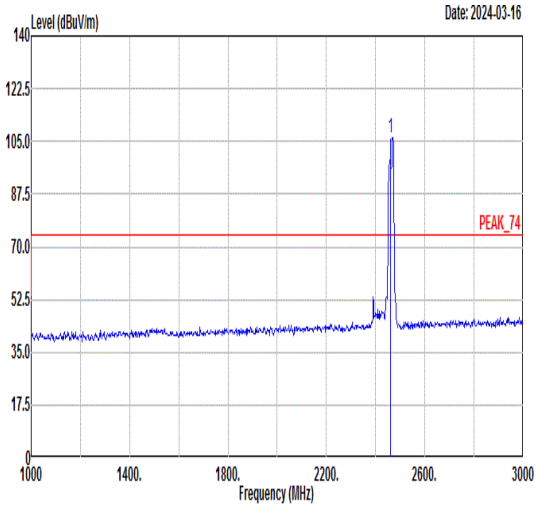 Freq Level Limit Line Margin (dB) Read Level Ant Factor Cable Loss Preamp Factor APos TPos Remark 1 2462.00 106.25 ------ ------ 103.24 30.71 5.44 33.14 200 271 PEAK
Avg	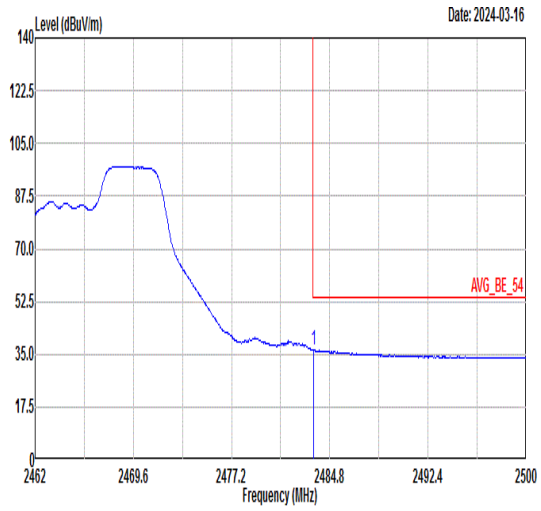 Freq Level Limit Line Margin (dB) Read Level Ant Factor Cable Loss Preamp Factor APos TPos Remark 1 2483.55 36.30 54.00 -17.70 33.26 30.70 5.46 33.12 200 271 AVERAGE	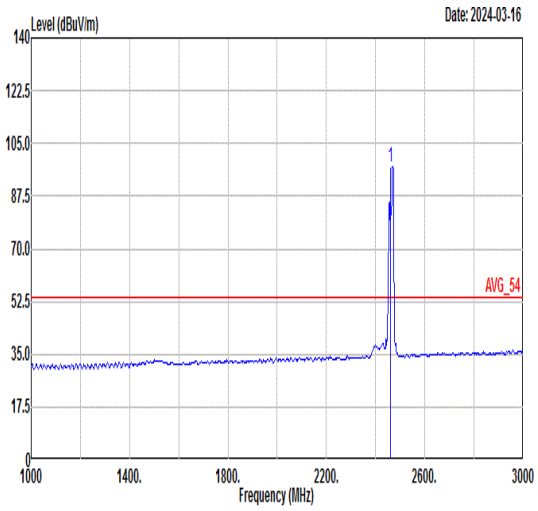 Freq Level Limit Line Margin (dB) Read Level Ant Factor Cable Loss Preamp Factor APos TPos Remark 1 2462.00 97.02 ------ ------ 94.01 30.71 5.44 33.14 200 271 AVERAGE

Mode	19	
	Band Edge	
	2400-2483.5_802.11be EHT20_CH01_Full RU_2412MHz	
ANT	5+7	
Pol.	Horizontal	Fundamental
Peak	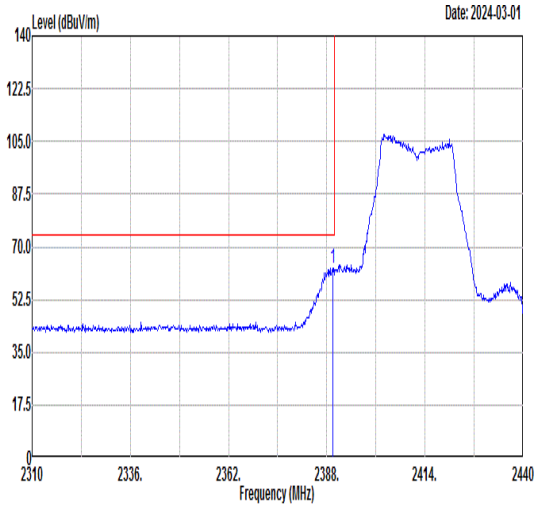 Freq Level Limit Line Margin Read Level Ant Factor Cable Loss Preamp Factor APos TPos Remark MHz dBuV/m dBuV/m dB dBuV dB/m dB dB cm deg 1 2389.69 62.92 74.00 -11.08 60.09 30.72 5.36 33.25 374 360 PEAK	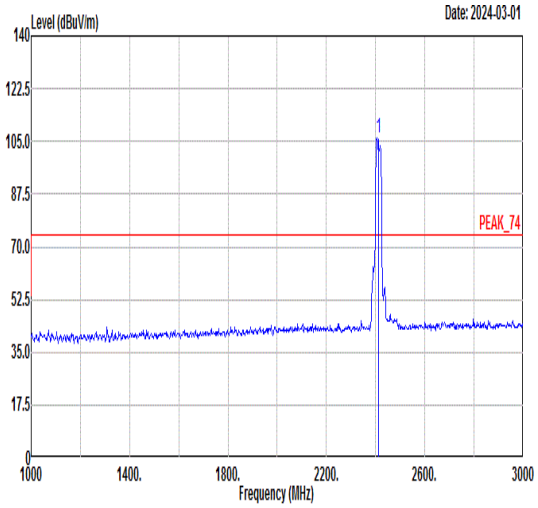 Freq Level Limit Line Margin Read Level Ant Factor Cable Loss Preamp Factor APos TPos Remark MHz dBuV/m dBuV/m dB dBuV dB/m dB dB cm deg 1 2412.00 106.45 ------ ------ 103.59 30.72 5.37 33.23 374 360 PEAK
Avg	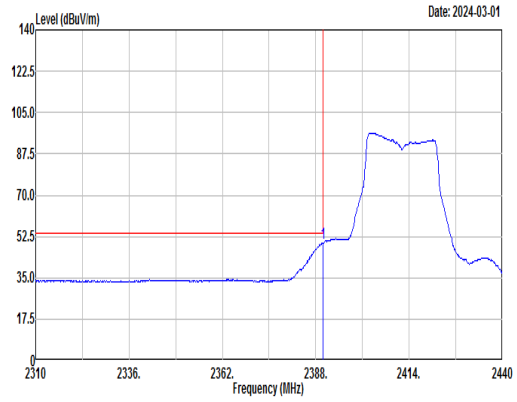 Freq Level Limit Line Margin Read Level Ant Factor Cable Loss Preamp Factor APos TPos Remark MHz dBuV/m dBuV/m dB dBuV dB/m dB dB cm deg 1 2389.95 49.84 54.00 -4.16 47.01 30.72 5.36 33.25 374 360 AVERAGE	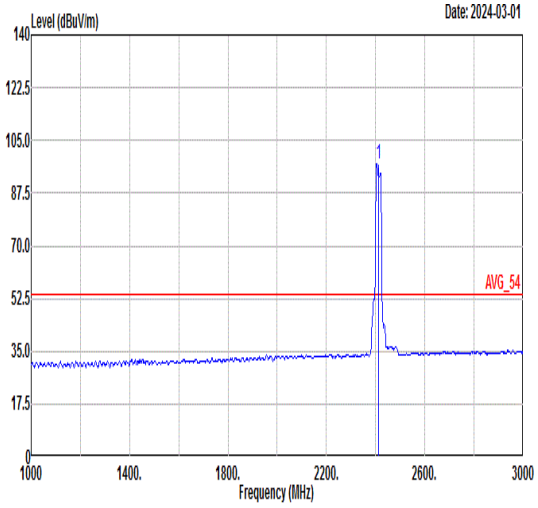 Freq Level Limit Line Margin Read Level Ant Factor Cable Loss Preamp Factor APos TPos Remark MHz dBuV/m dBuV/m dB dBuV dB/m dB dB cm deg 1 2412.00 97.33 ------ ------ 94.47 30.72 5.37 33.23 374 360 AVERAGE

Mode	19	
	Band Edge	
	2400-2483.5_802.11be EHT20_CH01_Full RU_2412MHz	
ANT	5+7	
Pol.	Vertical	Fundamental
Peak	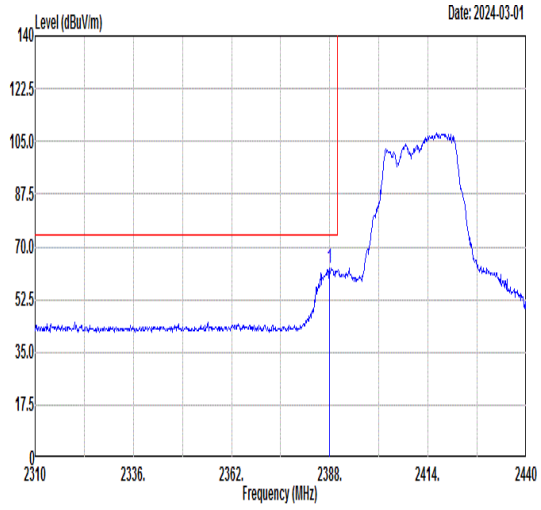 Freq Level Limit Line Margin Read Level Ant Factor Cable Loss Preamp Factor APos TPos Remark 1 2388.00 63.11 74.00 -10.89 60.29 30.72 5.36 33.26 190 98 PEAK	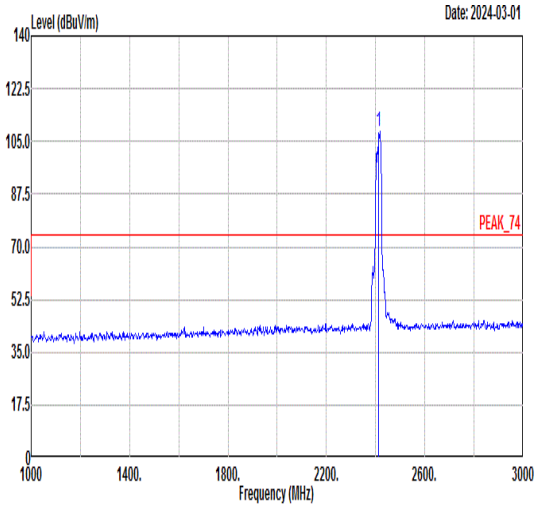 Freq Level Limit Line Margin Read Level Ant Factor Cable Loss Preamp Factor APos TPos Remark 1 2412.00 108.31 ------ ------ 105.41 30.72 5.39 33.21 190 98 PEAK
Avg	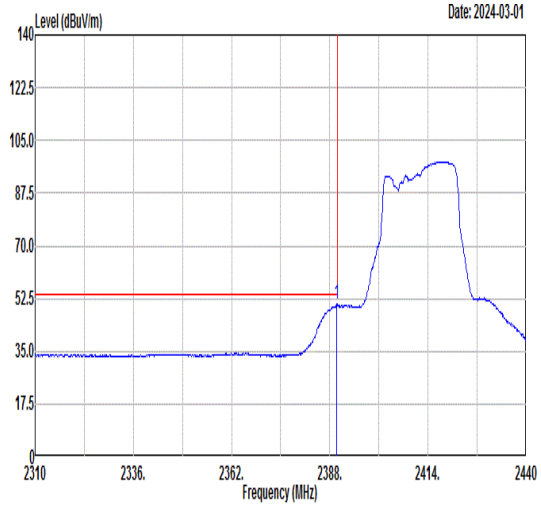 Freq Level Limit Line Margin Read Level Ant Factor Cable Loss Preamp Factor APos TPos Remark 1 2389.82 50.59 54.00 -3.41 47.76 30.72 5.36 33.25 190 98 AVERAGE	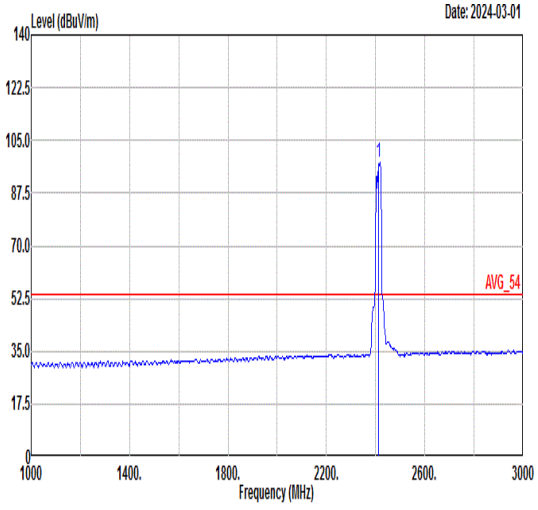 Freq Level Limit Line Margin Read Level Ant Factor Cable Loss Preamp Factor APos TPos Remark 1 2412.00 97.59 ------ ------ 94.69 30.72 5.39 33.21 190 98 AVERAGE

Mode	19	
	Harmonic	
	2400-2483.5_802.11be EHT20_CH01_Full RU_2412MHz	
ANT	5+7	
Pol.	Horizontal	Vertical
Peak Avg	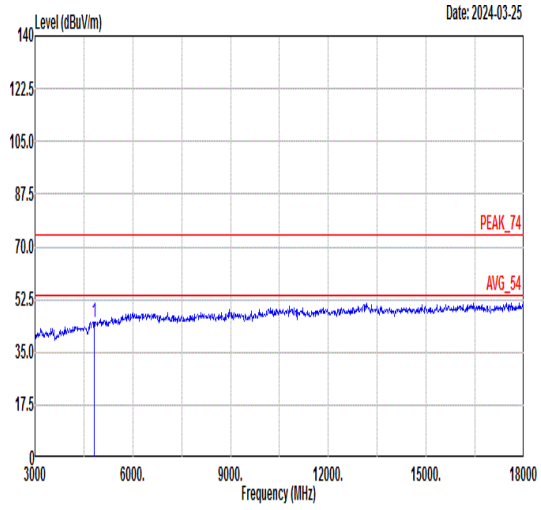 Freq Level Limit Line Margin Read Level Ant Factor Cable Loss Preamp Factor APos TPos Remark MHz dBuV/m dBuV/m dB dBuV dB/m dB dB cm deg 1 4824.00 45.16 74.00 -28.84 65.35 35.78 8.88 64.85 --- --- Peak	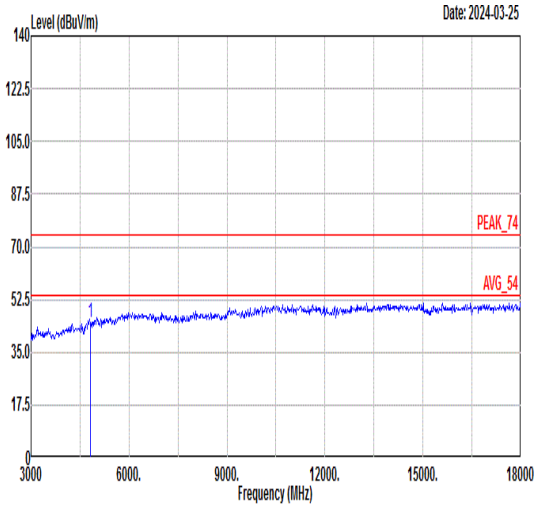 Freq Level Limit Line Margin Read Level Ant Factor Cable Loss Preamp Factor APos TPos Remark MHz dBuV/m dBuV/m dB dBuV dB/m dB dB cm deg 1 4824.00 44.97 74.00 -29.03 65.16 35.78 8.88 64.85 --- --- Peak

Mode	20	
	Band Edge - L	
	2400-2483.5_802.11be EHT 20_CH06_Full RU_2437MHz	
ANT	5+7	
Pol.	Horizontal	Fundamental
Peak	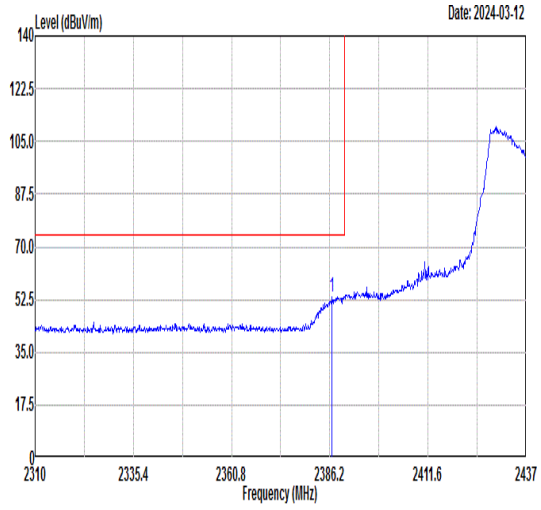 Freq Level Limit Line Margin Read Level Ant Factor Cable Loss Preamp Factor APos TPos Remark MHz dBuV/m dBuV/m dB dBuV dB/m dB dB cm deg 1 2386.84 53.56 74.00 -20.44 50.74 30.72 5.36 33.26 300 27 PEAK	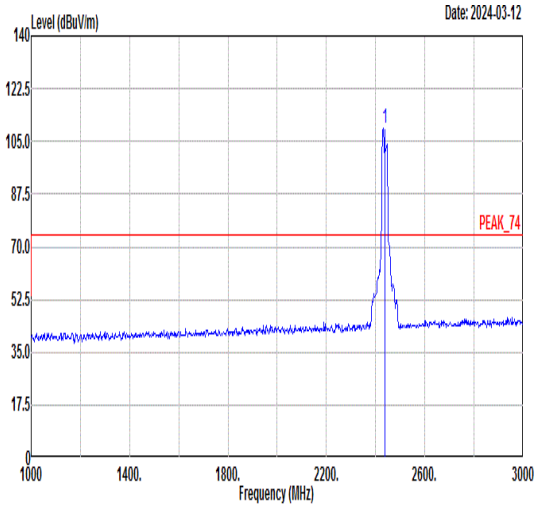 Freq Level Limit Line Margin Read Level Ant Factor Cable Loss Preamp Factor APos TPos Remark MHz dBuV/m dBuV/m dB dBuV dB/m dB dB cm deg 1 2437.00 109.22 ------ ------ 106.31 30.71 5.40 33.20 300 27 PEAK
Avg	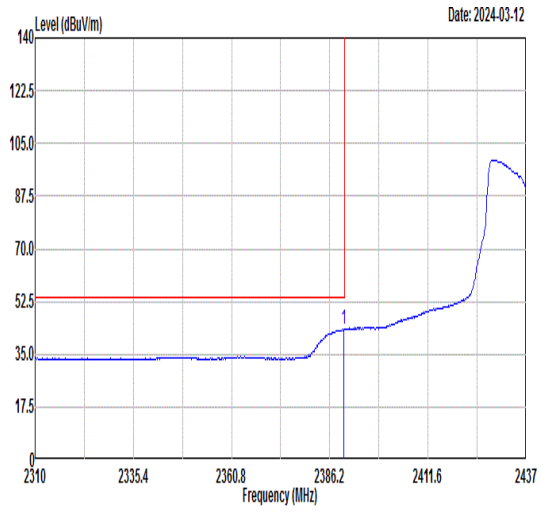 Freq Level Limit Line Margin Read Level Ant Factor Cable Loss Preamp Factor APos TPos Remark MHz dBuV/m dBuV/m dB dBuV dB/m dB dB cm deg 1 2389.88 43.22 54.00 -10.78 40.39 30.72 5.36 33.25 300 27 AVERAGE	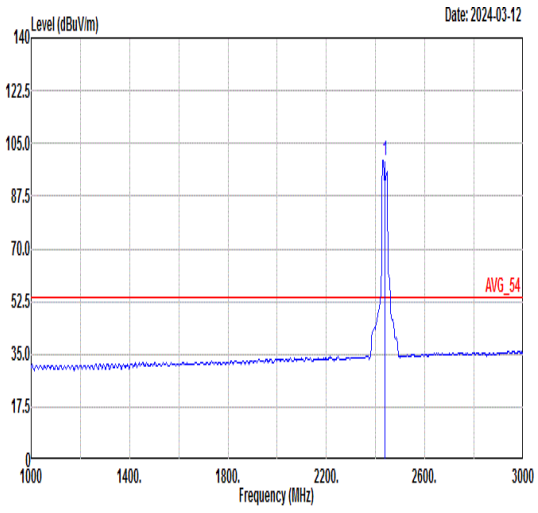 Freq Level Limit Line Margin Read Level Ant Factor Cable Loss Preamp Factor APos TPos Remark MHz dBuV/m dBuV/m dB dBuV dB/m dB dB cm deg 1 2437.00 99.21 ------ ------ 96.30 30.71 5.40 33.20 300 27 AVERAGE

Mode	20	
	Band Edge - R	
	2400-2483.5_802.11be EHT 20_CH06_Full RU_2437MHz	
ANT	5+7	
Pol.	Horizontal	Fundamental
Peak	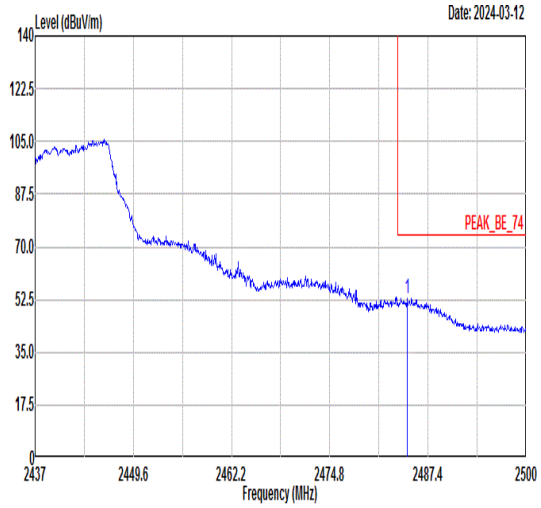 Freq Level Limit Line Margin Read Level Ant Factor Cable Loss Preamp Factor APos TPos Remark MHz dBuV/m dBuV/m dB dBuV dB/m dB dB cm deg 1 2484.69 52.96 74.00 -21.04 49.92 30.70 5.46 33.12 300 27 PEAK	Blank
Avg	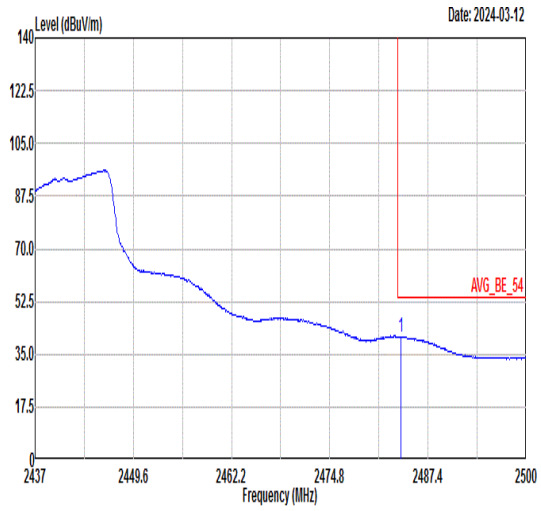 Freq Level Limit Line Margin Read Level Ant Factor Cable Loss Preamp Factor APos TPos Remark MHz dBuV/m dBuV/m dB dBuV dB/m dB dB cm deg 1 2483.94 40.81 54.00 -13.19 37.77 30.70 5.46 33.12 300 27 AVERAGE	Blank

Mode	20	
	Band Edge - L	
	2400-2483.5_802.11be EHT 20_CH06_Full RU_2437MHz	
ANT	5+7	
Pol.	Vertical	Fundamental
Peak	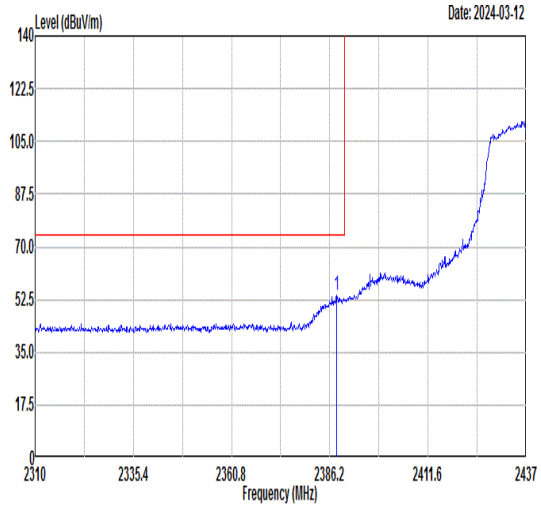 Freq Level Limit Line Margin Read Level Ant Factor Cable Loss Preamp Factor APos TPos Remark MHz dBuV/m dBuV/m dB dBuV dB/m dB dB cm deg 1 2387.98 53.69 74.00 -20.31 50.87 30.72 5.36 33.26 215 259 PEAK	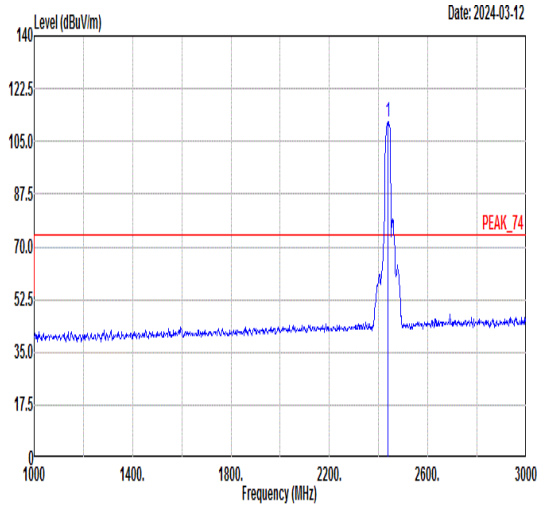 Freq Level Limit Line Margin Read Level Ant Factor Cable Loss Preamp Factor APos TPos Remark MHz dBuV/m dBuV/m dB dBuV dB/m dB dB cm deg 1 2437.00 111.68 ------ ------ 108.74 30.71 5.41 33.18 215 259 PEAK
Avg	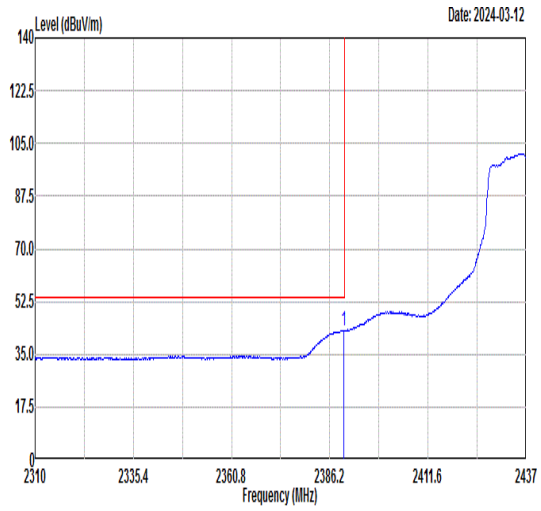 Freq Level Limit Line Margin Read Level Ant Factor Cable Loss Preamp Factor APos TPos Remark MHz dBuV/m dBuV/m dB dBuV dB/m dB dB cm deg 1 2389.88 43.04 54.00 -10.96 40.21 30.72 5.36 33.25 215 259 AVERAGE	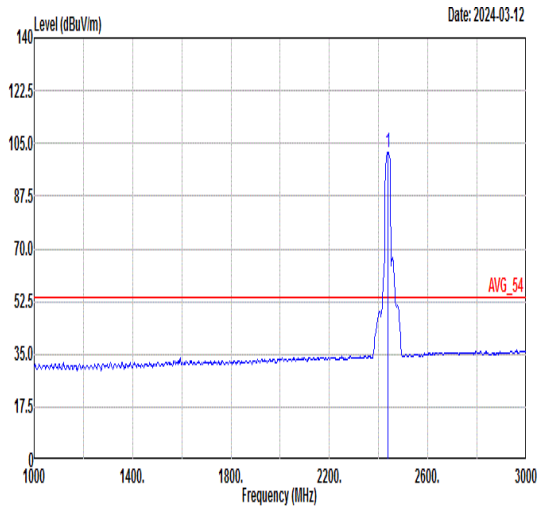 Freq Level Limit Line Margin Read Level Ant Factor Cable Loss Preamp Factor APos TPos Remark MHz dBuV/m dBuV/m dB dBuV dB/m dB dB cm deg 1 2437.00 102.14 ------ ------ 99.21 30.71 5.41 33.19 215 259 AVERAGE

Mode	20	
	Band Edge - R	
	2400-2483.5_802.11be EHT20_CH06_Full RU_2437MHz	
ANT	5+7	
Pol.	Vertical	Fundamental
Peak	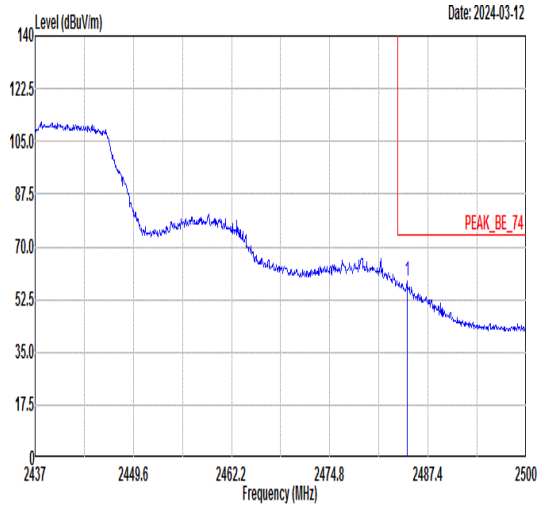 Freq Level Limit Line Margin Read Level Ant Factor Cable Loss Preamp Factor APos TPos Remark MHz dBuV/m dBuV/m dB dBuV dB/m dB dB cm deg 1 2484.69 58.52 74.00 -15.48 55.48 30.70 5.46 33.12 215 259 PEAK	Blank
Avg	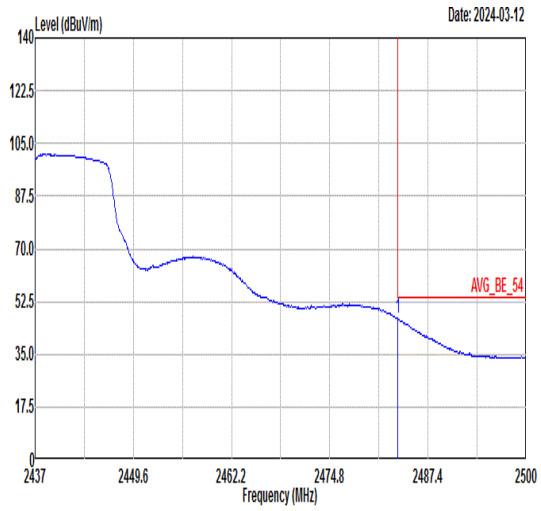 Freq Level Limit Line Margin Read Level Ant Factor Cable Loss Preamp Factor APos TPos Remark MHz dBuV/m dBuV/m dB dBuV dB/m dB dB cm deg 1 2483.56 46.88 54.00 -7.12 43.84 30.70 5.46 33.12 215 259 AVERAGE	Blank

Mode	20	
	Harmonic	
	2400-2483.5_802.11be EHT 20_CH06_Full RU_2437MHz	
ANT	5+7	
Pol.	Horizontal	Vertical
Peak Avg	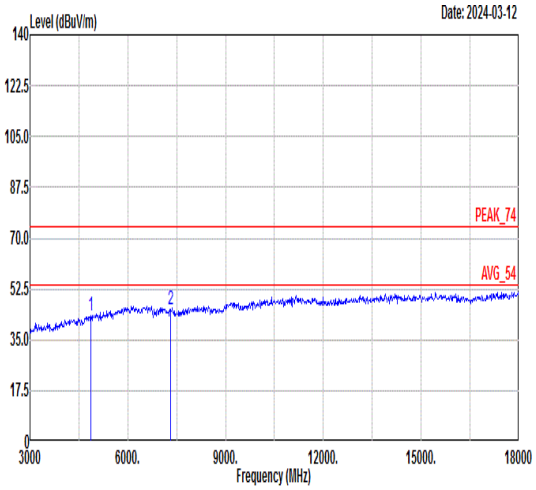 Freq Level Limit Line Margin Read Level Ant Factor Cable Loss Preamp Factor APos TPos Remark MHz dBuV/m dBuV/m dB dBuV dB/m dB dB cm deg 1 4874.00 43.16 74.00 -30.84 63.41 35.90 8.72 64.87 --- --- Peak 2 7311.00 45.41 74.00 -28.59 63.21 36.88 10.18 64.86 --- --- Peak	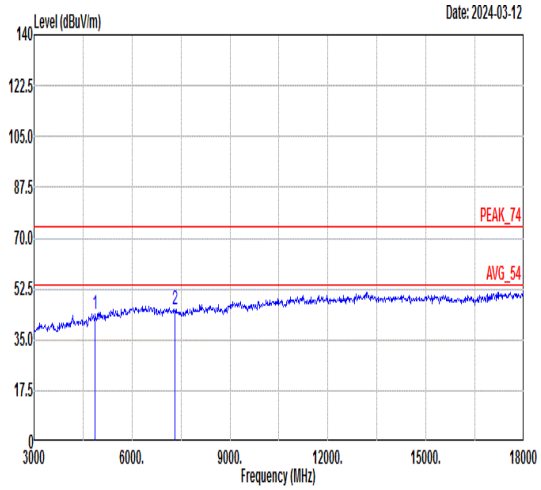 Freq Level Limit Line Margin Read Level Ant Factor Cable Loss Preamp Factor APos TPos Remark MHz dBuV/m dBuV/m dB dBuV dB/m dB dB cm deg 1 4874.00 43.63 74.00 -30.37 63.88 35.90 8.72 64.87 --- --- Peak 2 7311.00 45.18 74.00 -28.82 62.98 36.88 10.18 64.86 --- --- Peak

Mode	21	
	Band Edge	
	2400-2483.5_802.11be EHT 20_CH11_Full RU_2462MHz	
ANT	5+7	
Pol.	Horizontal	Fundamental
Peak	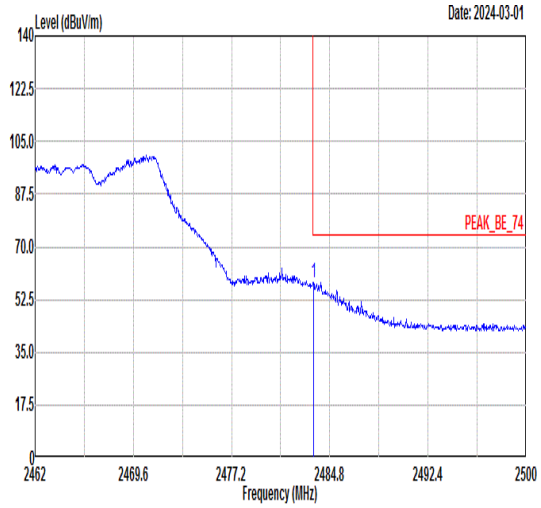 Freq Level Limit Line Margin Read Level Ant Factor Cable Loss Preamp Factor APos TPos Remark MHz dBuV/m dBuV/m dB dBuV dB/m dB dB cm deg 1 2483.55 58.34 74.00 -15.66 55.30 30.70 5.46 33.12 342 0 PEAK	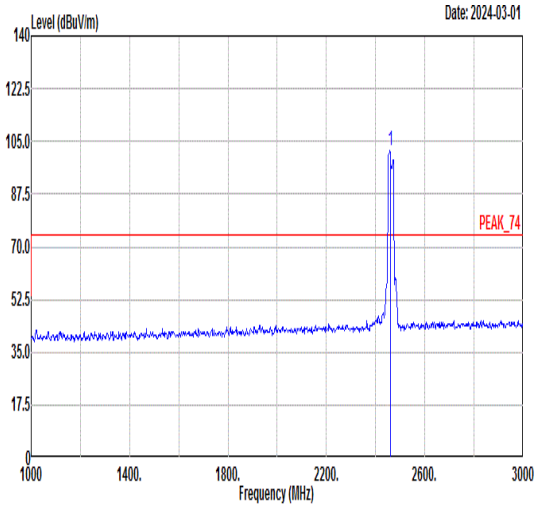 Freq Level Limit Line Margin Read Level Ant Factor Cable Loss Preamp Factor APos TPos Remark MHz dBuV/m dBuV/m dB dBuV dB/m dB dB cm deg 1 2462.00 101.85 ------ ------ 98.87 30.71 5.43 33.16 342 0 PEAK
Avg	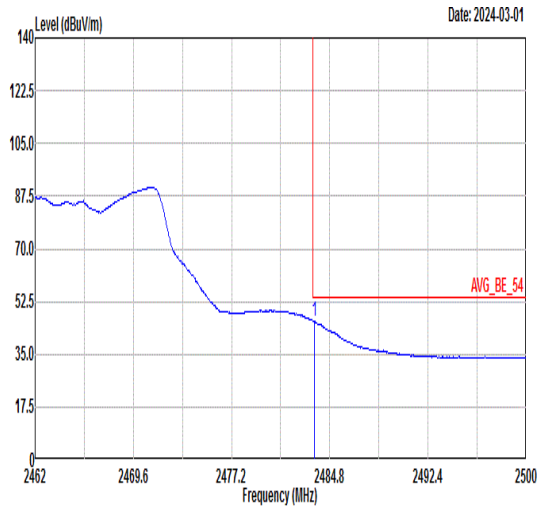 Freq Level Limit Line Margin Read Level Ant Factor Cable Loss Preamp Factor APos TPos Remark MHz dBuV/m dBuV/m dB dBuV dB/m dB dB cm deg 1 2483.62 46.07 54.00 -7.93 43.03 30.70 5.46 33.12 342 0 AVERAGE	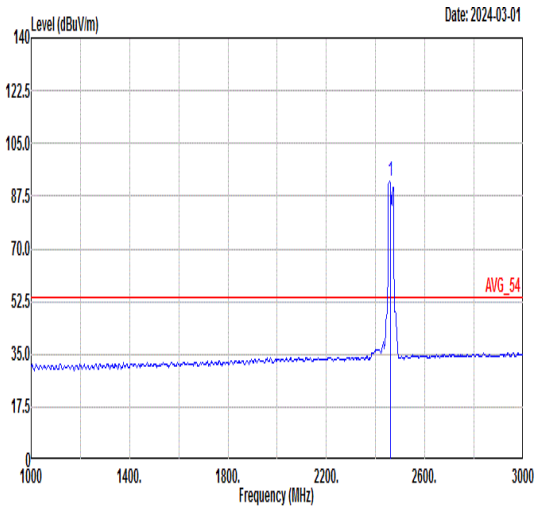 Freq Level Limit Line Margin Read Level Ant Factor Cable Loss Preamp Factor APos TPos Remark MHz dBuV/m dBuV/m dB dBuV dB/m dB dB cm deg 1 2462.00 92.71 ------ ------ 89.73 30.71 5.43 33.16 342 0 AVERAGE

Mode	21	
	Band Edge	
	2400-2483.5_802.11be EHT 20_CH11_Full RU_2462MHz	
ANT	5+7	
Pol.	Vertical	Fundamental
Peak	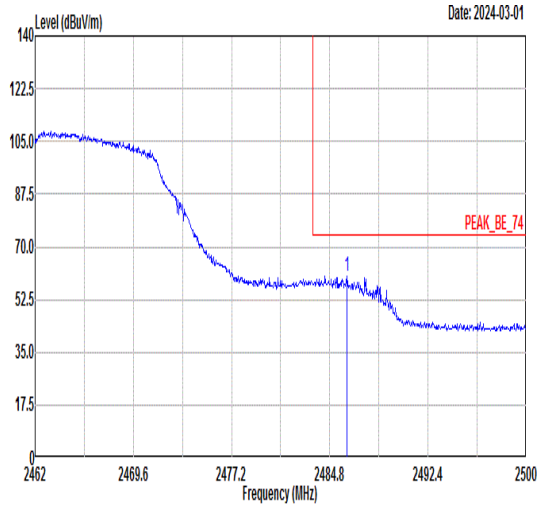 Freq Level Limit Line Margin Read Level Ant Factor Cable Loss Preamp Factor APos TPos Remark MHz dBuV/m dBuV/m dB dBuV dB/m dB dB cm deg 1 2486.13 60.43 74.00 -13.57 57.39 30.70 5.46 33.12 204 252 PEAK	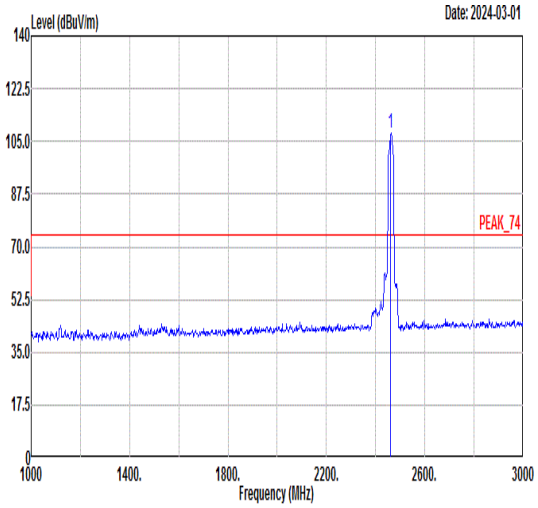 Freq Level Limit Line Margin Read Level Ant Factor Cable Loss Preamp Factor APos TPos Remark MHz dBuV/m dBuV/m dB dBuV dB/m dB dB cm deg 1 2462.00 107.89 ------ ------ 104.89 30.71 5.44 33.15 204 252 PEAK
Avg	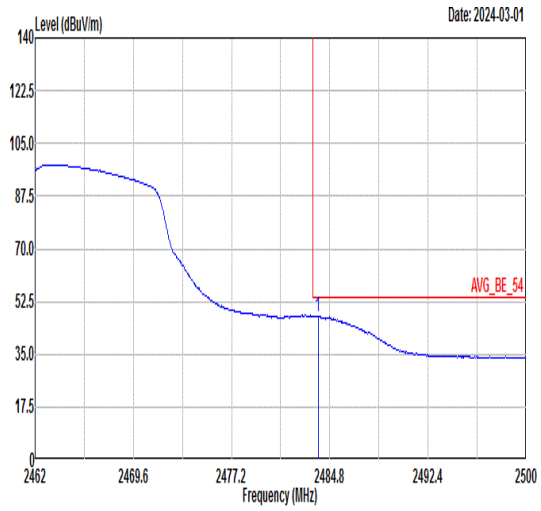 Freq Level Limit Line Margin Read Level Ant Factor Cable Loss Preamp Factor APos TPos Remark MHz dBuV/m dBuV/m dB dBuV dB/m dB dB cm deg 1 2483.89 47.73 54.00 -6.27 44.69 30.70 5.46 33.12 204 252 AVERAGE	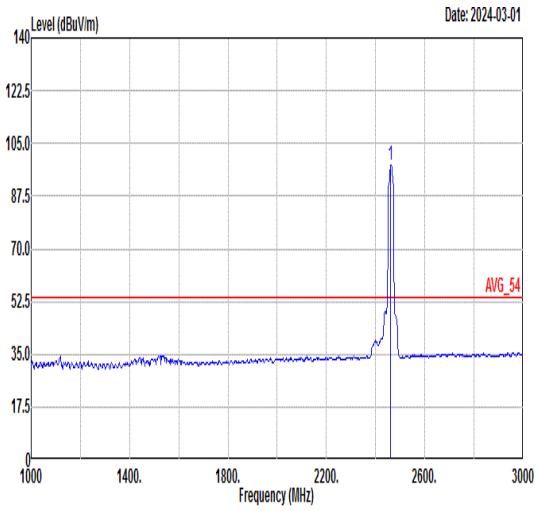 Freq Level Limit Line Margin Read Level Ant Factor Cable Loss Preamp Factor APos TPos Remark MHz dBuV/m dBuV/m dB dBuV dB/m dB dB cm deg 1 2462.00 97.77 ------ ------ 94.77 30.71 5.44 33.15 204 252 AVERAGE

Mode	21	
	Harmonic	
	2400-2483.5_802.11be EHT 20_CH11_Full RU_2462MHz	
ANT	5+7	
Pol.	Horizontal	Vertical
Peak Avg	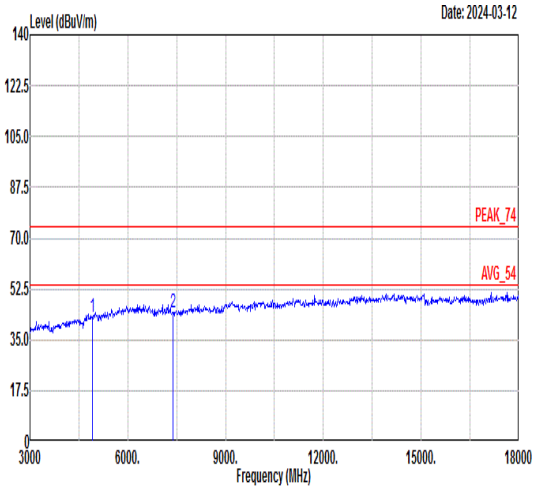 Freq Level Limit Line Margin Read Level Ant Factor Cable Loss Preamp Factor APos TPos Remark MHz dBuV/m dBuV/m dB dBuV dB/m dB dB cm deg 1 4924.00 42.91 74.00 -31.09 63.21 36.02 8.57 64.89 --- --- Peak 2 7386.00 44.46 74.00 -29.54 62.29 36.85 10.18 64.86 --- --- Peak	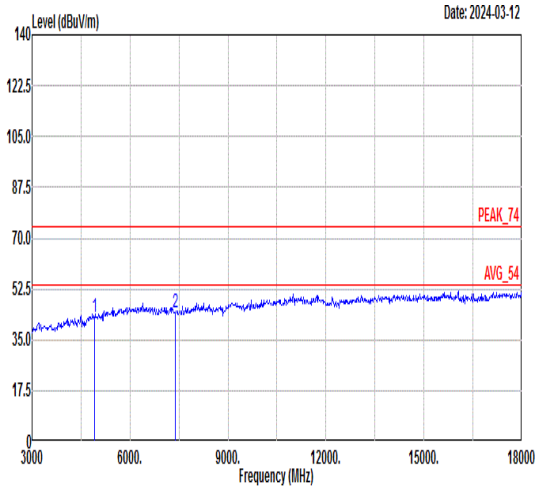 Freq Level Limit Line Margin Read Level Ant Factor Cable Loss Preamp Factor APos TPos Remark MHz dBuV/m dBuV/m dB dBuV dB/m dB dB cm deg 1 4924.00 43.02 74.00 -30.98 63.32 36.02 8.57 64.89 --- --- Peak 2 7386.00 44.62 74.00 -29.38 62.45 36.85 10.18 64.86 --- --- Peak

Mode	22	
	Band Edge - L	
	2400-2483.5_802.11be EHT 40_CH03_Full RU_2422MHz	
ANT	5+7	
Pol.	Horizontal	Fundamental
Peak	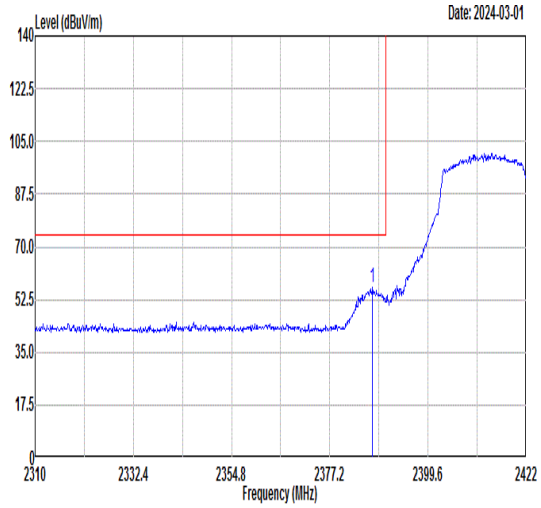 Freq Level Limit Line Margin Read Level Ant Factor Cable Loss Preamp Factor APos TPos Remark MHz dBuV/m dBuV/m dB dBuV dB/m dB dB cm deg 1 2386.94 56.31 74.00 -17.69 53.49 30.72 5.36 33.26 371 0 PEAK	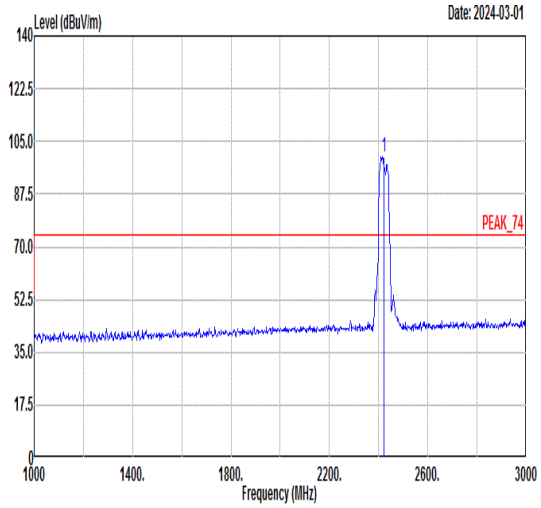 Freq Level Limit Line Margin Read Level Ant Factor Cable Loss Preamp Factor APos TPos Remark MHz dBuV/m dBuV/m dB dBuV dB/m dB dB cm deg 1 2422.00 99.98 ------ ------ 97.10 30.72 5.38 33.22 371 0 PEAK
Avg	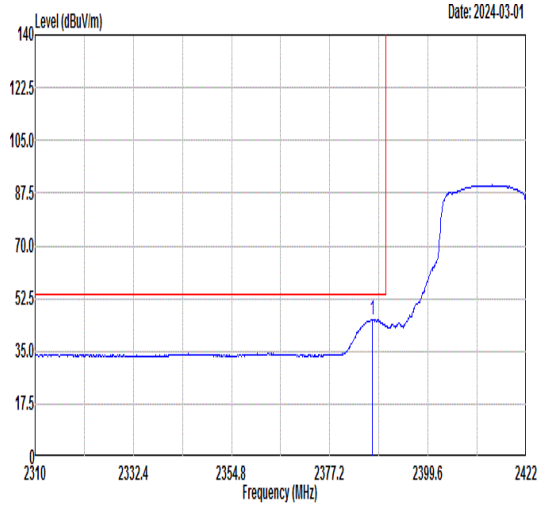 Freq Level Limit Line Margin Read Level Ant Factor Cable Loss Preamp Factor APos TPos Remark MHz dBuV/m dBuV/m dB dBuV dB/m dB dB cm deg 1 2386.94 45.55 54.00 -8.45 42.73 30.72 5.36 33.26 371 0 AVERAGE	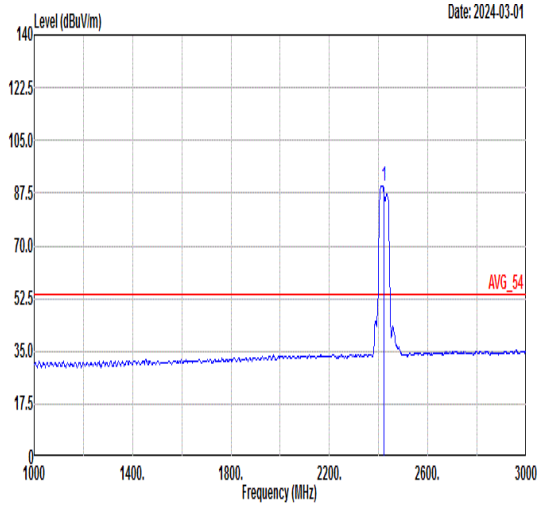 Freq Level Limit Line Margin Read Level Ant Factor Cable Loss Preamp Factor APos TPos Remark MHz dBuV/m dBuV/m dB dBuV dB/m dB dB cm deg 1 2422.00 89.92 ------ ------ 87.04 30.72 5.38 33.22 371 0 AVERAGE

Mode	22	
	Band Edge - R	
	2400-2483.5_802.11be EHT 40_CH03_Full RU_2422MHz	
ANT	5+7	
Pol.	Horizontal	Fundamental
Peak	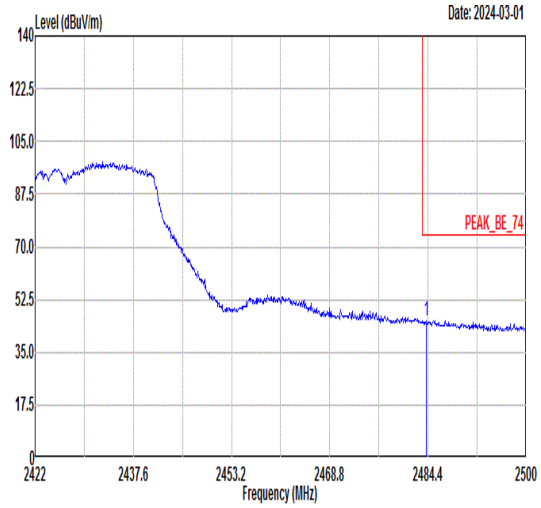 Freq Level Limit Line Margin Read Level Ant Factor Cable Loss Preamp Factor APos TPos Remark MHz dBuV/m dBuV/m dB dBuV dB/m dB dB cm deg 1 2484.17 45.41 74.00 -28.59 42.37 30.70 5.46 33.12 371 0 PEAK	Blank
Avg	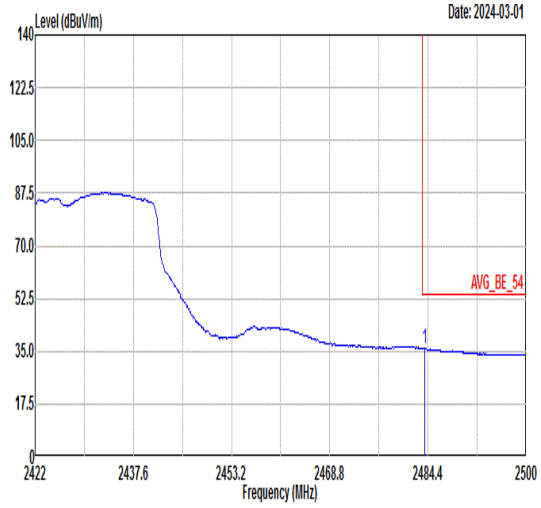 Freq Level Limit Line Margin Read Level Ant Factor Cable Loss Preamp Factor APos TPos Remark MHz dBuV/m dBuV/m dB dBuV dB/m dB dB cm deg 1 2483.85 36.04 54.00 -17.96 33.00 30.70 5.46 33.12 371 0 AVERAGE	Blank

Mode	22	
	Band Edge - L	
	2400-2483.5_802.11be EHT 40_CH03_Full RU_2422MHz	
ANT	5+7	
Pol.	Vertical	Fundamental
Peak	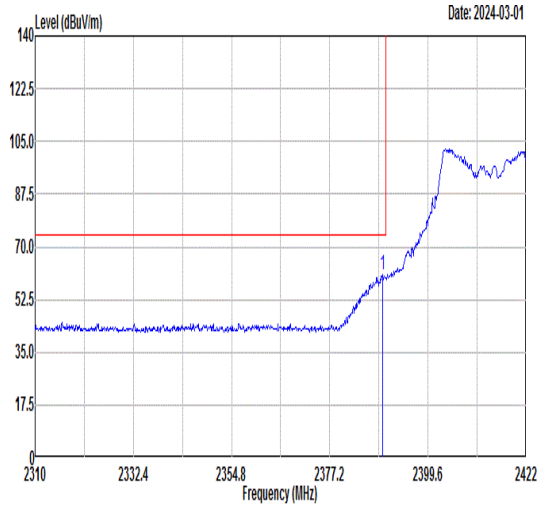 Freq Level Limit Line Margin Read Level Ant Factor Cable Loss Preamp Factor APos TPos Remark MHz dBuV/m dBuV/m dB dBuV dB/m dB dB cm deg 1 2389.30 60.83 74.00 -13.17 58.00 30.72 5.36 33.25 215 254 PEAK	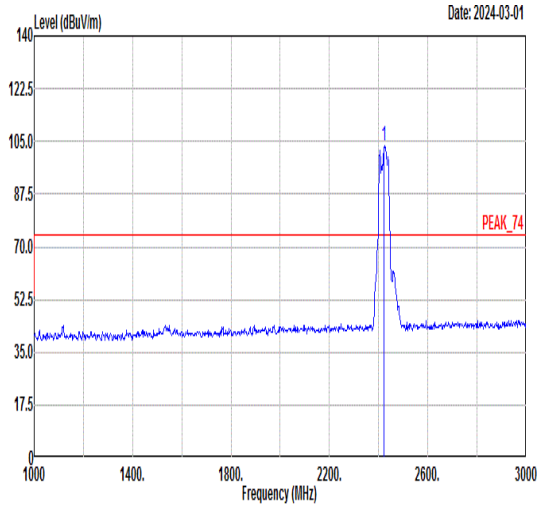 Freq Level Limit Line Margin Read Level Ant Factor Cable Loss Preamp Factor APos TPos Remark MHz dBuV/m dBuV/m dB dBuV dB/m dB dB cm deg 1 2422.00 103.52 ------ ------ 100.62 30.71 5.39 33.20 215 254 PEAK
Avg	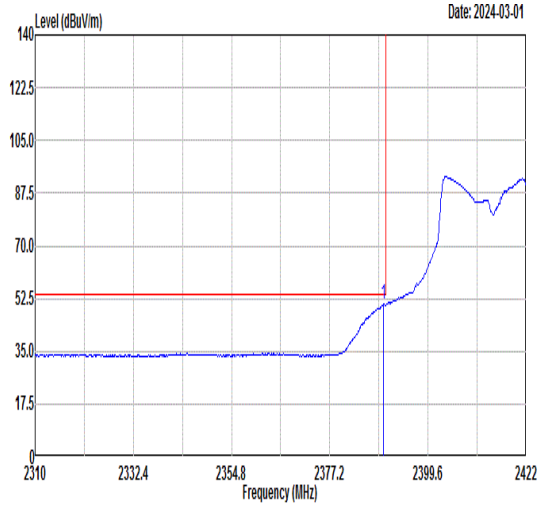 Freq Level Limit Line Margin Read Level Ant Factor Cable Loss Preamp Factor APos TPos Remark MHz dBuV/m dBuV/m dB dBuV dB/m dB dB cm deg 1 2389.41 50.65 54.00 -3.35 47.82 30.72 5.36 33.25 215 254 AVERAGE	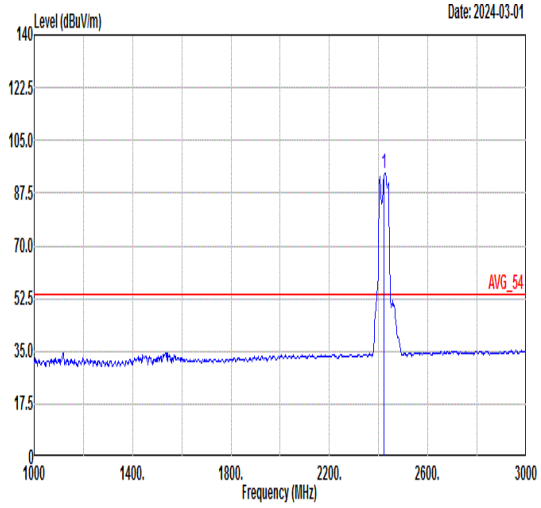 Freq Level Limit Line Margin Read Level Ant Factor Cable Loss Preamp Factor APos TPos Remark MHz dBuV/m dBuV/m dB dBuV dB/m dB dB cm deg 1 2422.00 94.08 ------ ------ 91.18 30.71 5.39 33.20 215 254 AVERAGE

Mode	22	
	Band Edge - R	
	2400-2483.5_802.11be EHT 40_CH03_Full RU_2422MHz	
ANT	5+7	
Pol.	Vertical	Fundamental
Peak	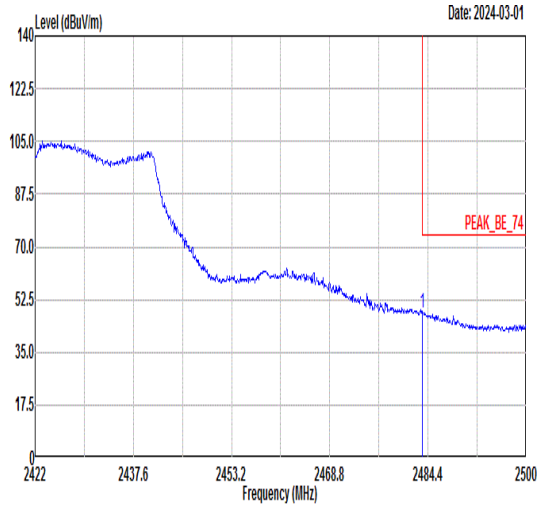 Freq Level Limit Line Margin Read Level Ant Factor Cable Loss Preamp Factor APos TPos Remark MHz dBuV/m dBuV/m dB dBuV dB/m dB dB cm deg 1 2483.54 48.28 74.00 -25.72 45.24 30.70 5.46 33.12 215 254 PEAK	Blank
Avg	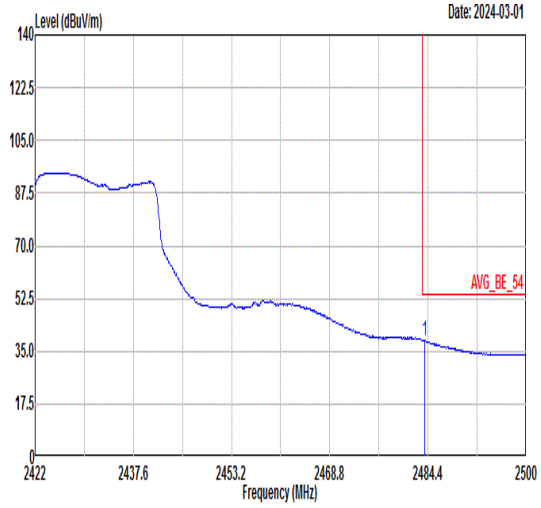 Freq Level Limit Line Margin Read Level Ant Factor Cable Loss Preamp Factor APos TPos Remark MHz dBuV/m dBuV/m dB dBuV dB/m dB dB cm deg 1 2483.85 38.48 54.00 -15.52 35.44 30.70 5.46 33.12 215 254 AVERAGE	Blank

Mode	23	
	Band Edge - L	
	2400-2483.5_802.11be EHT 40_CH09_Full RU_2452MHz	
ANT	5+7	
Pol.	Horizontal	Fundamental
Peak	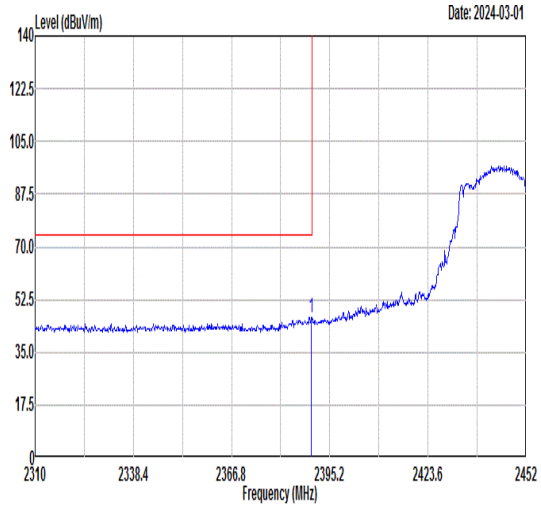 Limit Read Ant Cable Preamp APos TPos Freq Level Line Margin Level Factor Loss Factor Remark MHz dBuV/m dBuV/m dB dBuV dB/m dB dB cm deg 1 2389.95 46.67 74.00 -27.33 43.84 30.72 5.36 33.25 293 149 PEAK	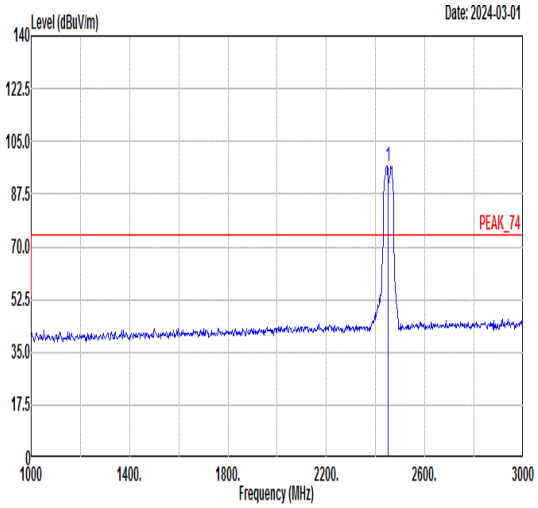 Limit Read Ant Cable Preamp APos TPos Freq Level Line Margin Level Factor Loss Factor Remark MHz dBuV/m dBuV/m dB dBuV dB/m dB dB cm deg 1 2452.00 96.68 ------ ------ 93.68 30.71 5.44 33.15 293 149 PEAK
Avg	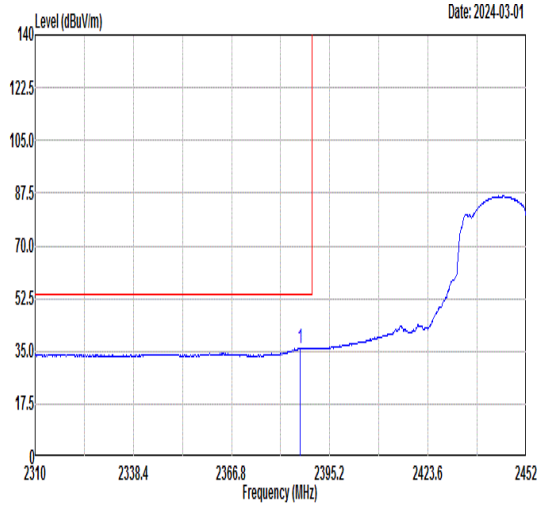 Limit Read Ant Cable Preamp APos TPos Freq Level Line Margin Level Factor Loss Factor Remark MHz dBuV/m dBuV/m dB dBuV dB/m dB dB cm deg 1 2386.54 36.12 54.00 -17.88 33.30 30.72 5.36 33.26 293 149 AVERAGE	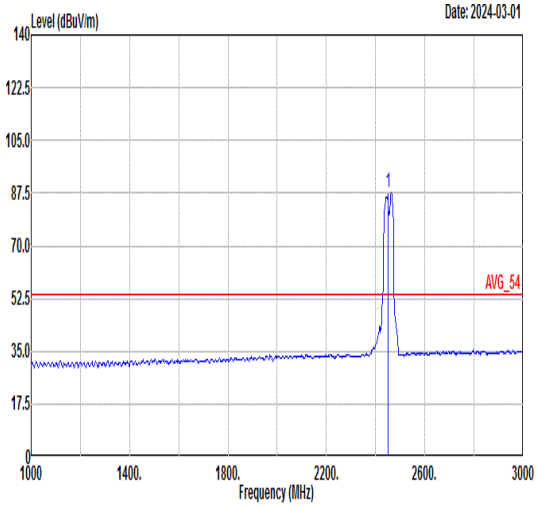 Limit Read Ant Cable Preamp APos TPos Freq Level Line Margin Level Factor Loss Factor Remark MHz dBuV/m dBuV/m dB dBuV dB/m dB dB cm deg 1 2452.00 87.67 ------ ------ 84.67 30.71 5.44 33.15 293 149 AVERAGE

Mode	23	
	Band Edge - R	
	2400-2483.5_802.11be EHT 40_CH09_Full RU_2452MHz	
ANT	5+7	
Pol.	Horizontal	Fundamental
Peak	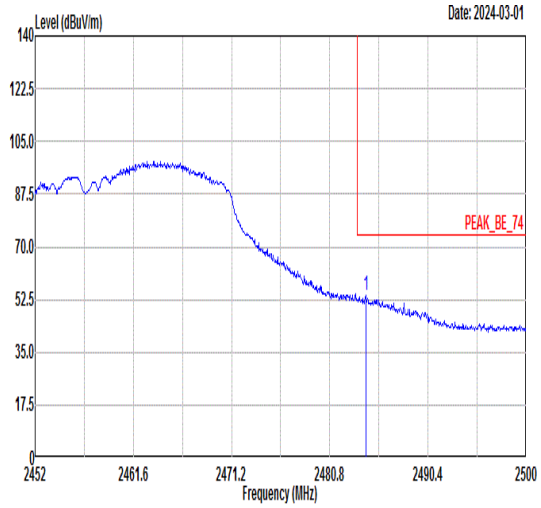 Freq Level Limit Line Margin Read Level Ant Factor Cable Loss Preamp Factor APos TPos Remark MHz dBuV/m dBuV/m dB dBuV dB/m dB dB cm deg 1 2484.30 54.07 74.00 -19.93 51.03 30.70 5.46 33.12 293 149 PEAK	Blank
Avg	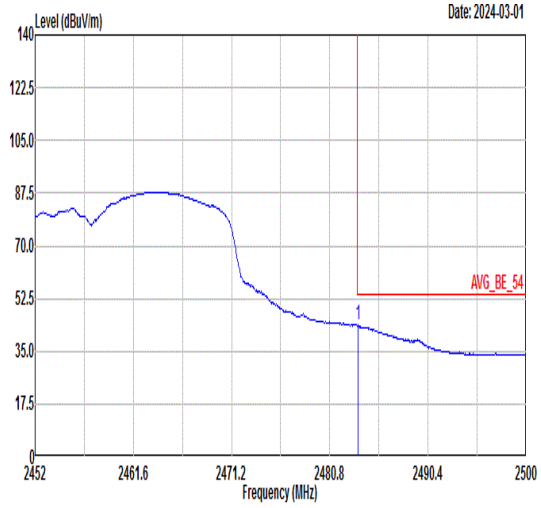 Freq Level Limit Line Margin Read Level Ant Factor Cable Loss Preamp Factor APos TPos Remark MHz dBuV/m dBuV/m dB dBuV dB/m dB dB cm deg 1 2483.54 43.66 54.00 -10.34 40.62 30.70 5.46 33.12 293 149 AVERAGE	Blank

Mode	23	
	Band Edge - L	
	2400-2483.5_802.11be EHT 40_CH09_Full RU_2452MHz	
ANT	5+7	
Pol.	Vertical	Fundamental
Peak	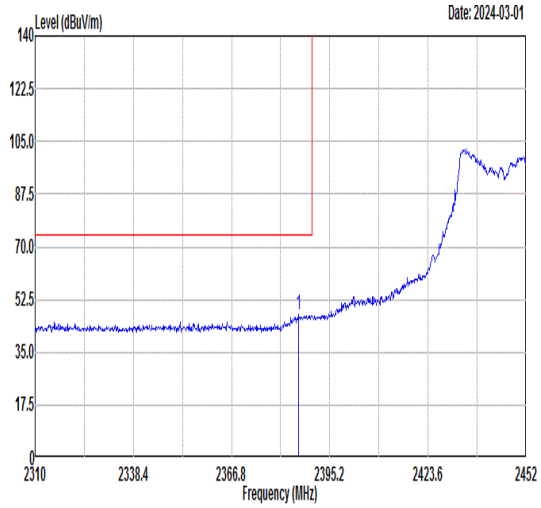 Freq Level Limit Line Margin Read Level Ant Factor Cable Loss Preamp Factor APos TPos Remark MHz dBuV/m dBuV/m dB dBuV dB/m dB dB cm deg 1 2386.11 47.80 74.00 -26.20 44.98 30.72 5.36 33.26 208 288 PEAK	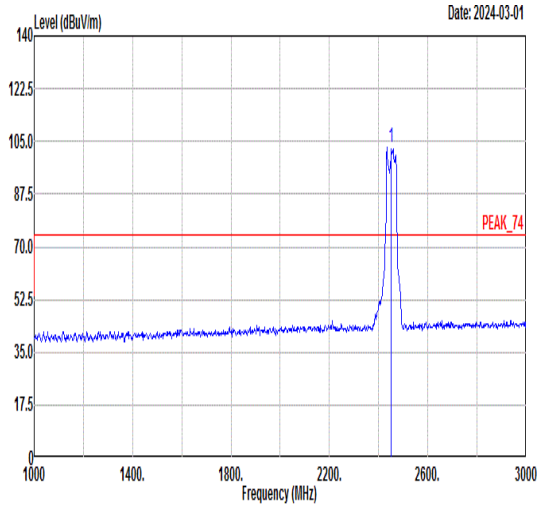 Freq Level Limit Line Margin Read Level Ant Factor Cable Loss Preamp Factor APos TPos Remark MHz dBuV/m dBuV/m dB dBuV dB/m dB dB cm deg 1 2452.00 102.98 ------ ------ 100.06 30.71 5.40 33.19 208 288 PEAK
Avg	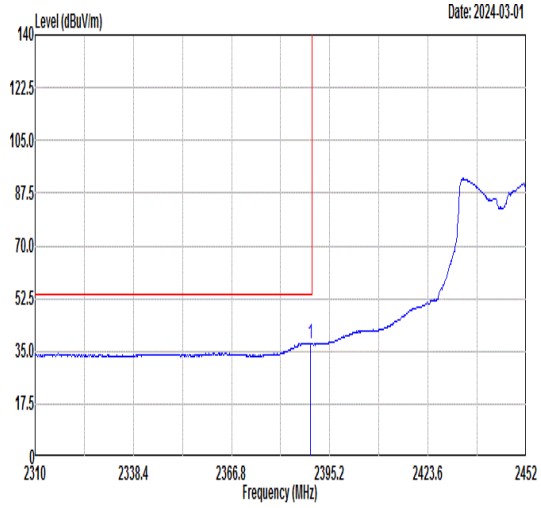 Freq Level Limit Line Margin Read Level Ant Factor Cable Loss Preamp Factor APos TPos Remark MHz dBuV/m dBuV/m dB dBuV dB/m dB dB cm deg 1 2389.52 37.61 54.00 -16.39 34.78 30.72 5.36 33.25 208 288 AVERAGE	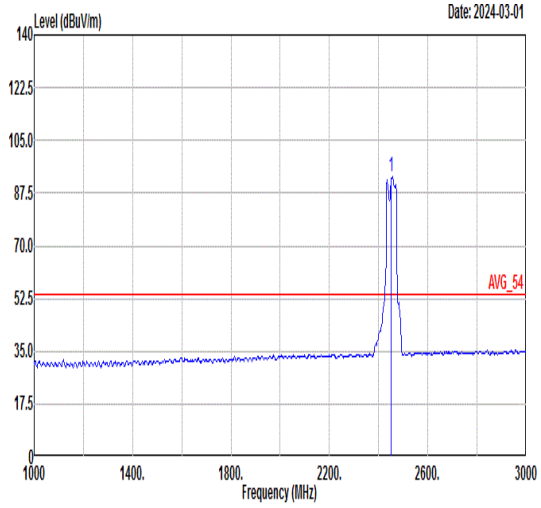 Freq Level Limit Line Margin Read Level Ant Factor Cable Loss Preamp Factor APos TPos Remark MHz dBuV/m dBuV/m dB dBuV dB/m dB dB cm deg 1 2452.00 92.84 ------ ------ 89.86 30.71 5.43 33.16 208 288 AVERAGE

Mode	23	
	Band Edge - R	
	2400-2483.5_802.11be EHT 40_CH09_Full RU_2452MHz	
ANT	5+7	
Pol.	Vertical	Fundamental
Peak	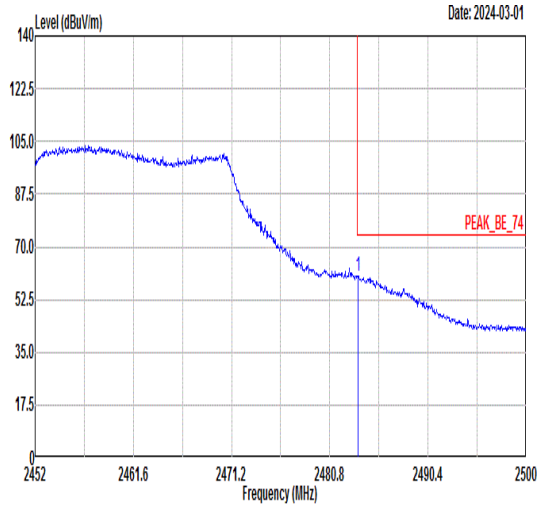 Freq Level Limit Line Margin Read Level Ant Factor Cable Loss Preamp Factor APos TPos Remark MHz dBuV/m dBuV/m dB dBuV dB/m dB dB cm deg 1 2483.54 60.19 74.00 -13.81 57.15 30.70 5.46 33.12 208 288 PEAK	Blank
Avg	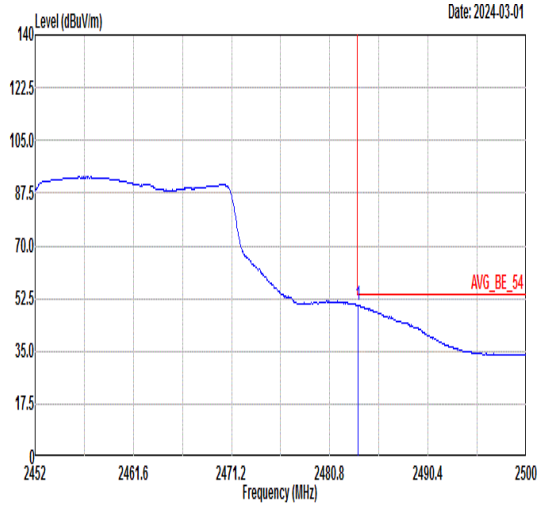 Freq Level Limit Line Margin Read Level Ant Factor Cable Loss Preamp Factor APos TPos Remark MHz dBuV/m dBuV/m dB dBuV dB/m dB dB cm deg 1 2483.54 50.27 54.00 -3.73 47.23 30.70 5.46 33.12 208 288 AVERAGE	Blank

Mode	24	
	Band Edge	
	2400-2483.5_802.11be EHT 20_CH01_Single RU 106/53_2412MHz	
ANT	5+7	
Pol.	Horizontal	Fundamental
Peak	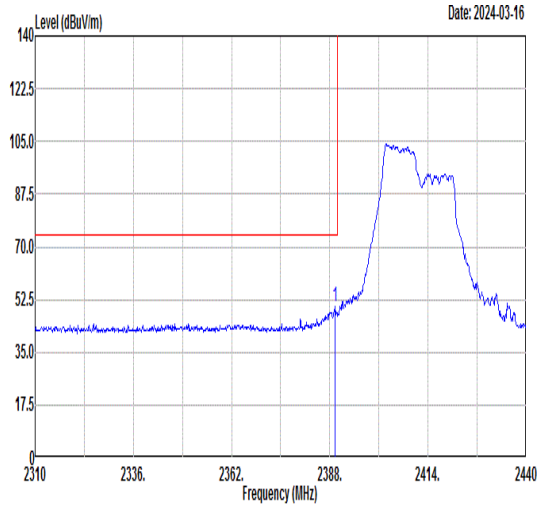 Freq Level Limit Line Margin (dB) Read Level Ant Factor Cable Loss Preamp Factor APos TPos Remark 1 2389.43 50.04 74.00 -23.96 47.21 30.72 5.36 33.25 394 155 PEAK	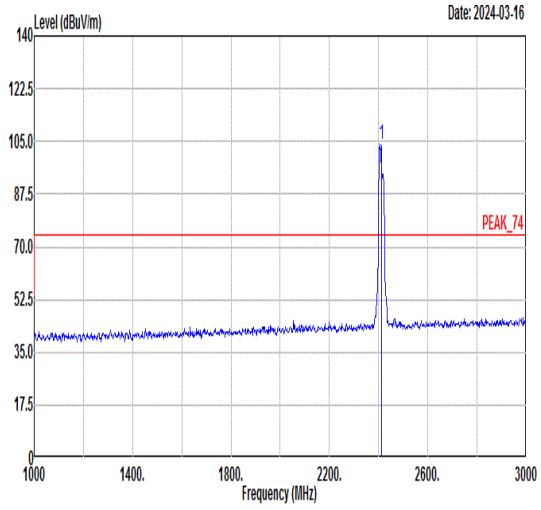 Freq Level Limit Line Margin (dB) Read Level Ant Factor Cable Loss Preamp Factor APos TPos Remark 1 2412.00 103.93 ------ ------ 101.07 30.72 5.37 33.23 394 155 PEAK
Avg	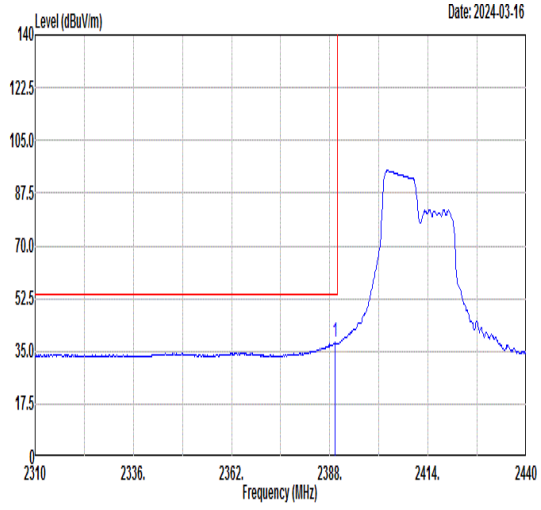 Freq Level Limit Line Margin (dB) Read Level Ant Factor Cable Loss Preamp Factor APos TPos Remark 1 2389.30 37.78 54.00 -16.22 34.95 30.72 5.36 33.25 394 155 AVERAGE	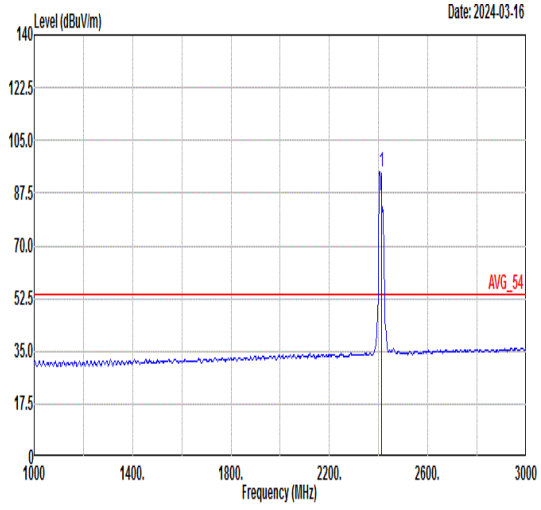 Freq Level Limit Line Margin (dB) Read Level Ant Factor Cable Loss Preamp Factor APos TPos Remark 1 2412.00 94.77 ------ ------ 91.91 30.72 5.37 33.23 394 155 AVERAGE

Mode	24	
	Band Edge	
	2400-2483.5_802.11be EHT 20_CH01_Single RU 106/53_2412MHz	
ANT	5+7	
Pol.	Vertical	Fundamental
Peak	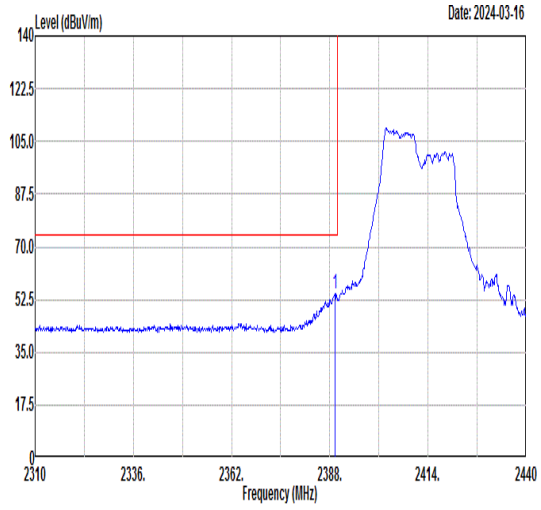 Freq Level Limit Line Margin (dB) Read Level Ant Factor Cable Loss Preamp Factor APos TPos Remark 1 2389.30 54.24 74.00 -19.76 51.41 30.72 5.36 33.25 246 268 PEAK	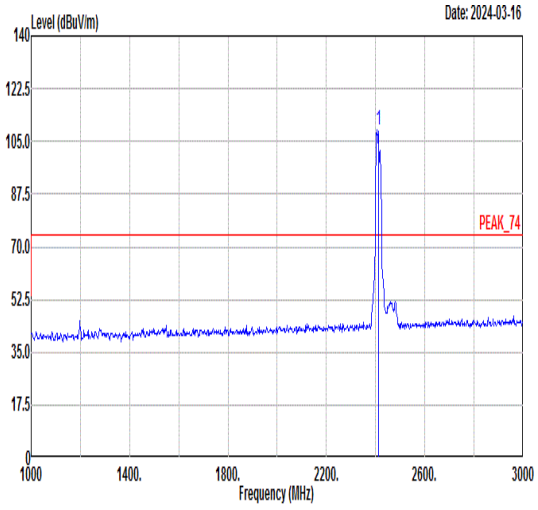 Freq Level Limit Line Margin (dB) Read Level Ant Factor Cable Loss Preamp Factor APos TPos Remark 1 2412.00 108.59 ------ ------ 105.73 30.72 5.37 33.23 246 268 PEAK
Avg	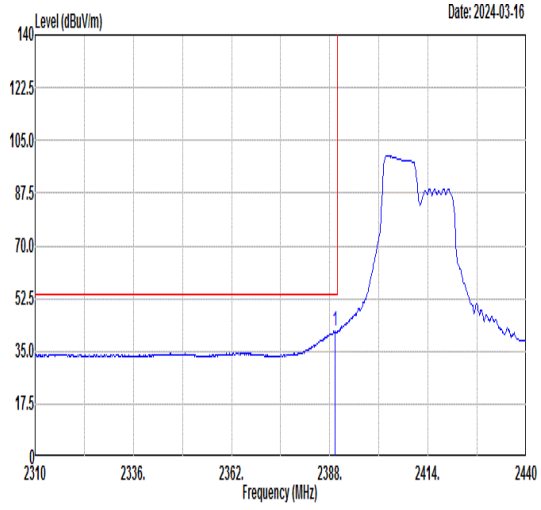 Freq Level Limit Line Margin (dB) Read Level Ant Factor Cable Loss Preamp Factor APos TPos Remark 1 2389.30 41.84 54.00 -12.16 39.01 30.72 5.36 33.25 246 268 AVERAGE	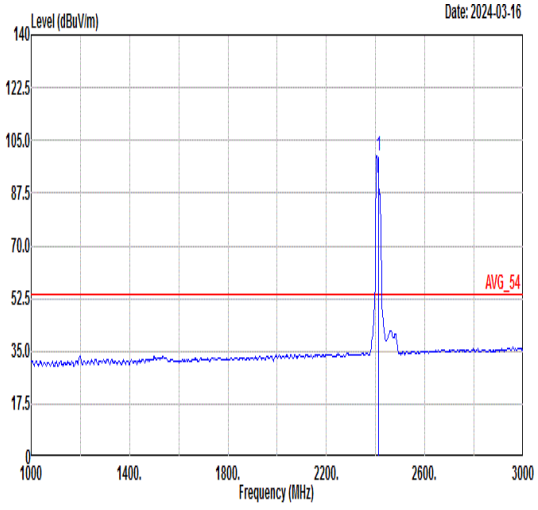 Freq Level Limit Line Margin (dB) Read Level Ant Factor Cable Loss Preamp Factor APos TPos Remark 1 2412.00 100.08 ------ ------ 97.22 30.72 5.37 33.23 246 268 AVERAGE

Mode	25	
	Band Edge	
	2400-2483.5_802.11be EHT 20_CH11_Single RU 106/54_2462MHz	
ANT	5+7	
Pol.	Horizontal	Fundamental
Peak	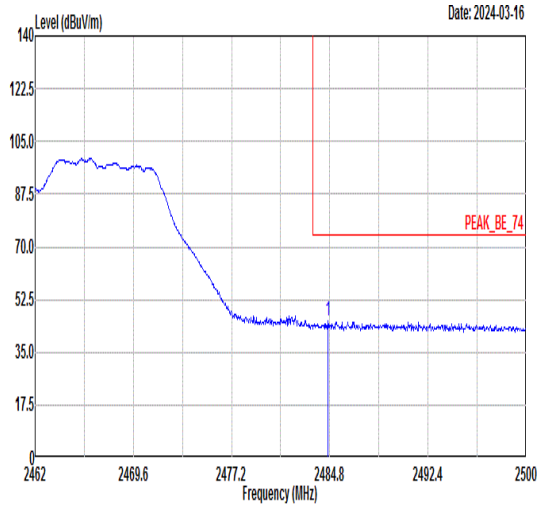 Freq Level Limit Line Margin (dB) Read Level Ant Factor Cable Loss Preamp Factor APos TPos Remark MHz dBuV/m dBuV/m dBuV dB/m dB dB cm deg 1 2484.65 45.33 74.00 -28.67 42.29 30.70 5.46 33.12 300 151 PEAK	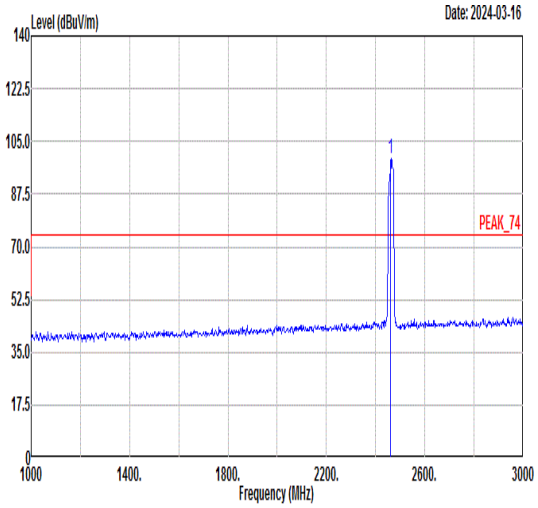 Freq Level Limit Line Margin (dB) Read Level Ant Factor Cable Loss Preamp Factor APos TPos Remark MHz dBuV/m dBuV/m dBuV dB/m dB dB cm deg 1 2462.00 99.35 ------ ------ 96.35 30.71 5.44 33.15 300 151 PEAK
Avg	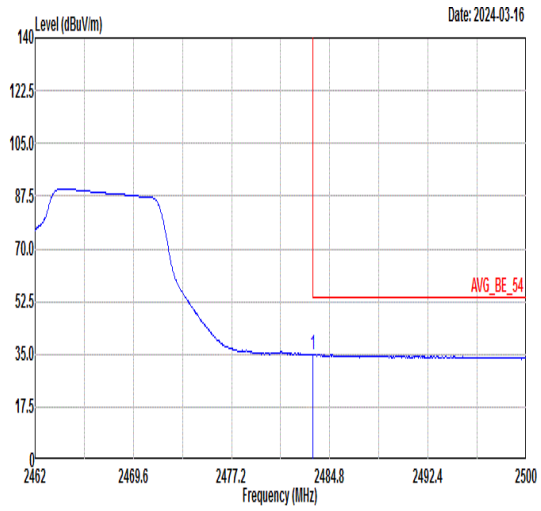 Freq Level Limit Line Margin (dB) Read Level Ant Factor Cable Loss Preamp Factor APos TPos Remark MHz dBuV/m dBuV/m dBuV dB/m dB dB cm deg 1 2483.51 34.85 54.00 -19.15 31.81 30.70 5.46 33.12 300 151 AVERAGE	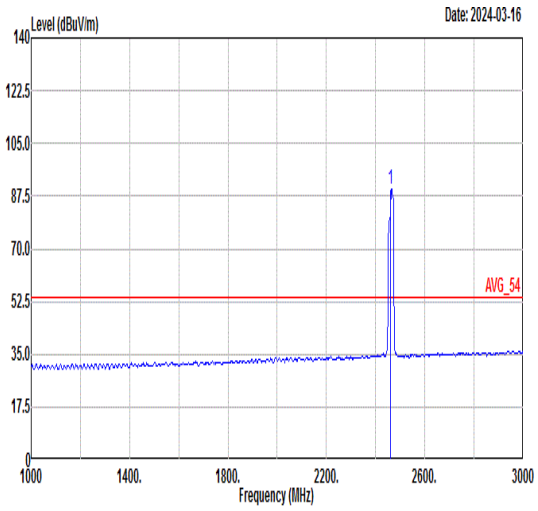 Freq Level Limit Line Margin (dB) Read Level Ant Factor Cable Loss Preamp Factor APos TPos Remark MHz dBuV/m dBuV/m dBuV dB/m dB dB cm deg 1 2462.00 89.80 ------ ------ 86.80 30.71 5.44 33.15 300 151 AVERAGE

Mode	25	
	Band Edge	
	2400-2483.5_802.11be EHT 20_CH11_Single RU 106/54_2462MHz	
ANT	5+7	
Pol.	Vertical	Fundamental
Peak	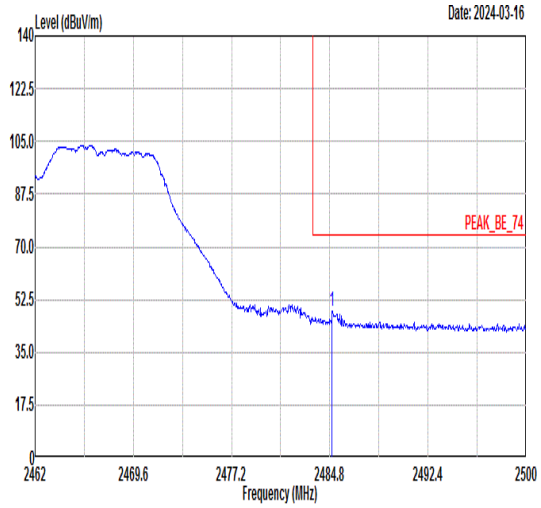 Freq Level Limit Line Margin (dB) Read Level Ant Factor Cable Loss Preamp Factor APos TPos Remark MHz dBuV/m dBuV/m dBuV dB/m dB dB cm deg 1 2484.99 48.57 74.00 -25.43 45.53 30.70 5.46 33.12 264 276 PEAK	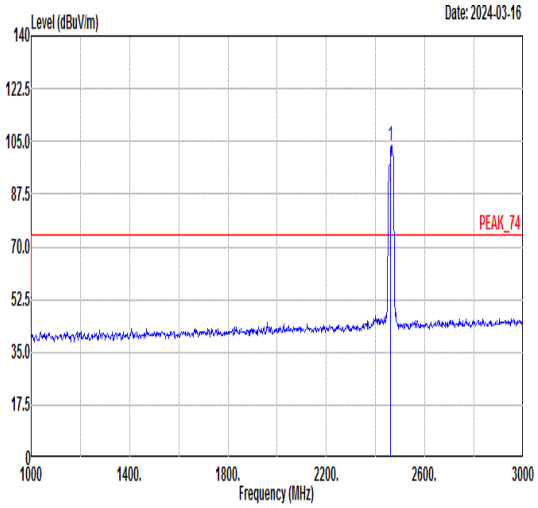 Freq Level Limit Line Margin (dB) Read Level Ant Factor Cable Loss Preamp Factor APos TPos Remark MHz dBuV/m dBuV/m dBuV dB/m dB dB cm deg 1 2462.00 103.79 ------ ------ 100.79 30.71 5.44 33.15 264 276 PEAK
Avg	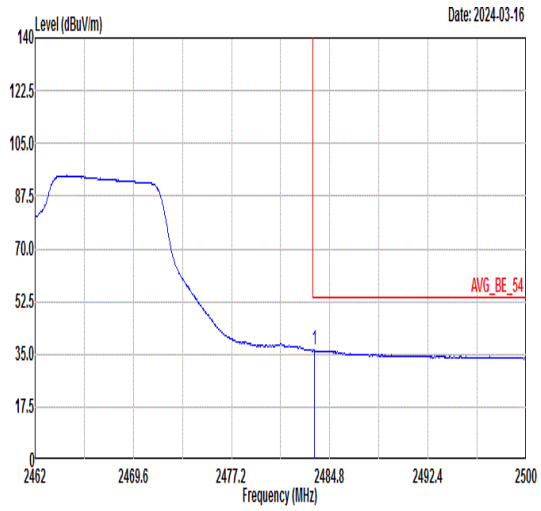 Freq Level Limit Line Margin (dB) Read Level Ant Factor Cable Loss Preamp Factor APos TPos Remark MHz dBuV/m dBuV/m dBuV dB/m dB dB cm deg 1 2483.58 36.22 54.00 -17.78 33.18 30.70 5.46 33.12 264 276 AVERAGE	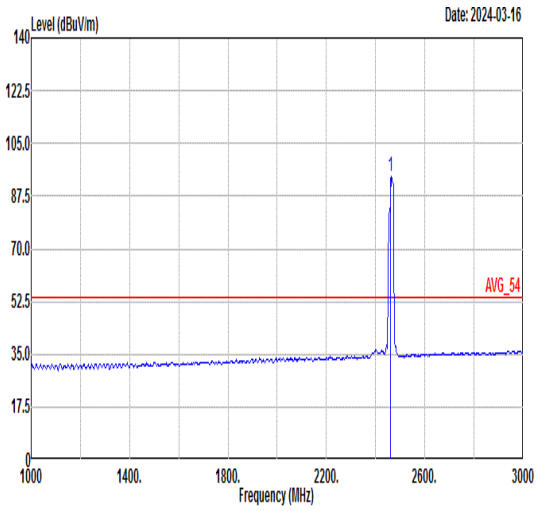 Freq Level Limit Line Margin (dB) Read Level Ant Factor Cable Loss Preamp Factor APos TPos Remark MHz dBuV/m dBuV/m dBuV dB/m dB dB cm deg 1 2462.00 94.01 ------ ------ 91.01 30.71 5.44 33.15 264 276 AVERAGE

Mode	26	
	Band Edge	
	2400-2483.5_802.11be EHT 20_CH01_Small RU 52+26_2412MHz	
ANT	5+7	
Pol.	Horizontal	Fundamental
Peak	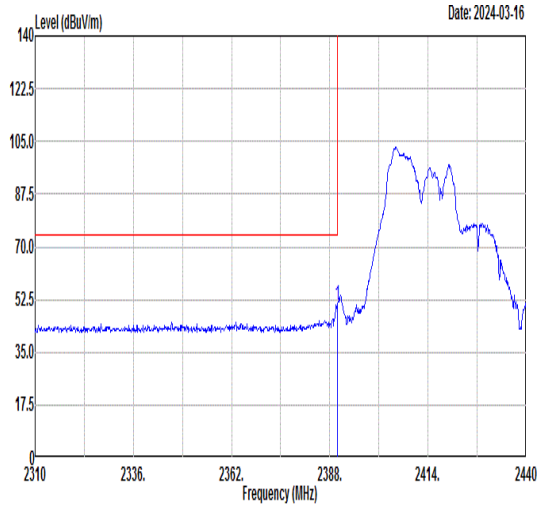 Freq Level Limit Line Margin (dB) Read Level Ant Factor Cable Loss Preamp Factor APos TPos Remark MHz dBuV/m dBuV/m dBuV dB/m dB dB cm deg 1 2389.95 50.76 74.00 -23.24 47.93 30.72 5.36 33.25 325 145 PEAK	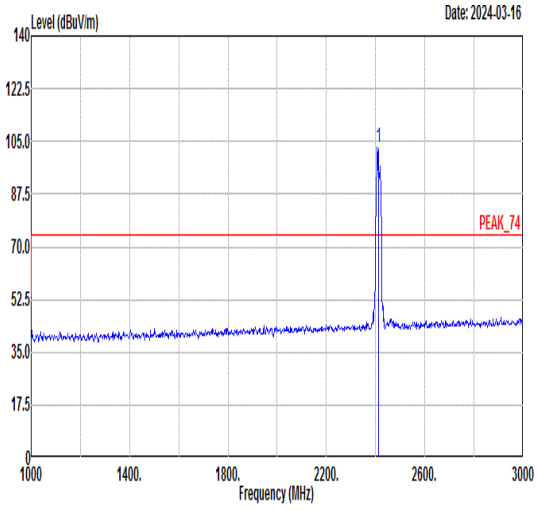 Freq Level Limit Line Margin (dB) Read Level Ant Factor Cable Loss Preamp Factor APos TPos Remark MHz dBuV/m dBuV/m dBuV dB/m dB dB cm deg 1 2412.00 102.83 ------ ------ 99.97 30.72 5.37 33.23 325 145 PEAK
Avg	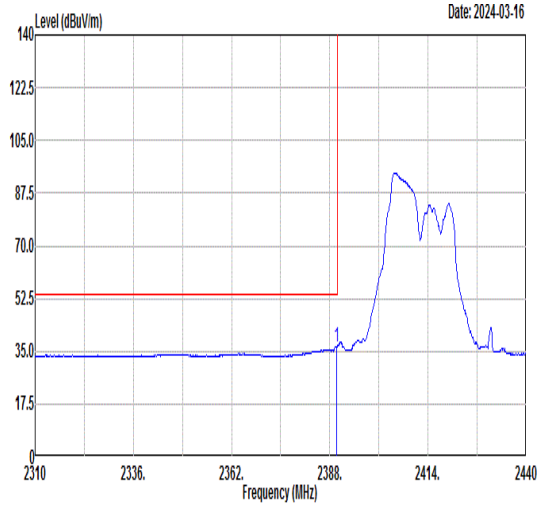 Freq Level Limit Line Margin (dB) Read Level Ant Factor Cable Loss Preamp Factor APos TPos Remark MHz dBuV/m dBuV/m dBuV dB/m dB dB cm deg 1 2389.82 36.68 54.00 -17.32 33.85 30.72 5.36 33.25 325 145 AVERAGE	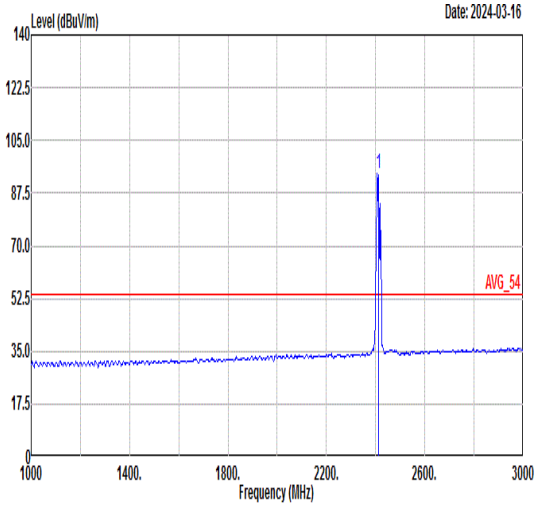 Freq Level Limit Line Margin (dB) Read Level Ant Factor Cable Loss Preamp Factor APos TPos Remark MHz dBuV/m dBuV/m dBuV dB/m dB dB cm deg 1 2412.00 93.91 ------ ------ 91.05 30.72 5.37 33.23 325 145 AVERAGE

Mode	26	
	Band Edge	
	2400-2483.5_802.11be EHT 20_CH01_Small RU 52+26_2412MHz	
ANT	5+7	
Pol.	Vertical	Fundamental
Peak	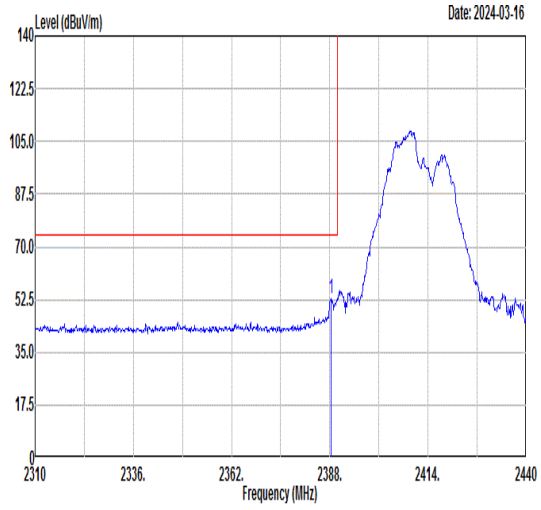 Freq Level Limit Line Margin (dB) Read Level Ant Factor Cable Loss Preamp Factor APos TPos Remark MHz dBuV/m dBuV/m dBuV dB/m dB dB cm deg 1 2388.26 52.65 74.00 -21.35 49.83 30.72 5.36 33.26 200 294 PEAK	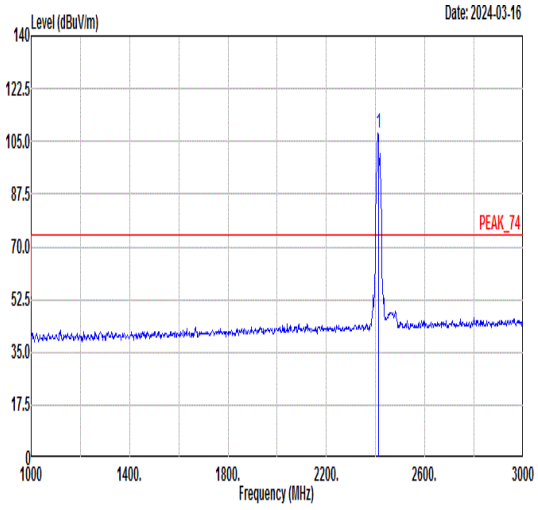 Freq Level Limit Line Margin (dB) Read Level Ant Factor Cable Loss Preamp Factor APos TPos Remark MHz dBuV/m dBuV/m dBuV dB/m dB dB cm deg 1 2412.00 107.61 ------ ------ 104.74 30.72 5.38 33.23 200 294 PEAK
Avg	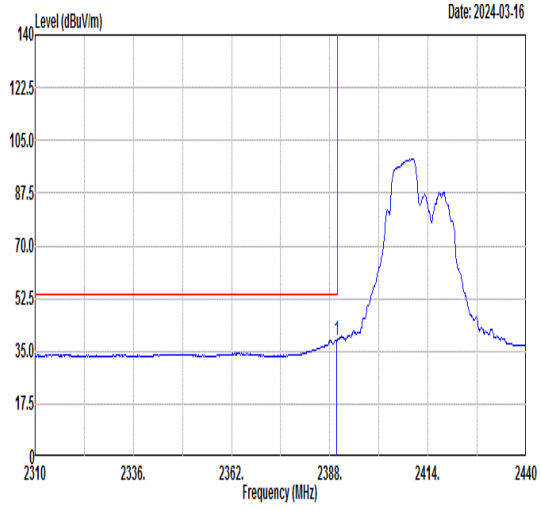 Freq Level Limit Line Margin (dB) Read Level Ant Factor Cable Loss Preamp Factor APos TPos Remark MHz dBuV/m dBuV/m dBuV dB/m dB dB cm deg 1 2389.82 38.75 54.00 -15.25 35.92 30.72 5.36 33.25 200 294 AVERAGE	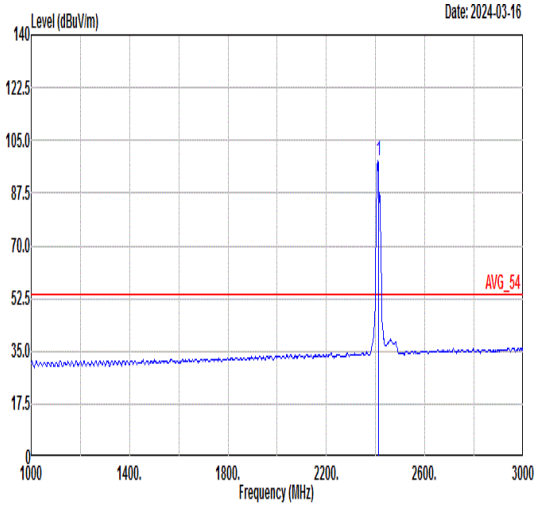 Freq Level Limit Line Margin (dB) Read Level Ant Factor Cable Loss Preamp Factor APos TPos Remark MHz dBuV/m dBuV/m dBuV dB/m dB dB cm deg 1 2412.00 98.40 ------ ------ 95.53 30.72 5.38 33.23 200 294 AVERAGE

Mode	27	
	Band Edge	
	2400-2483.5_802.11be EHT 20_CH11_Small RU 106+26_2462MHz	
ANT	5+7	
Pol.	Horizontal	Fundamental
Peak	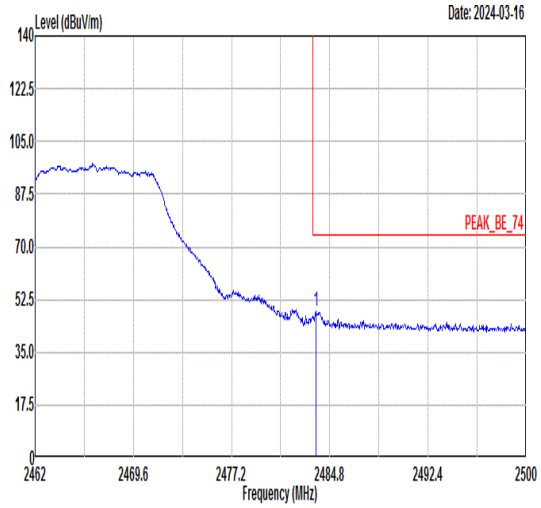 Freq Level Limit Line Margin (dB) Read Level Ant Factor Cable Loss Preamp Factor APos TPos Remark MHz dBuV/m dBuV/m dBuV dB/m dB dB cm deg 1 2483.74 48.38 74.00 -25.62 45.34 30.70 5.46 33.12 200 193 PEAK	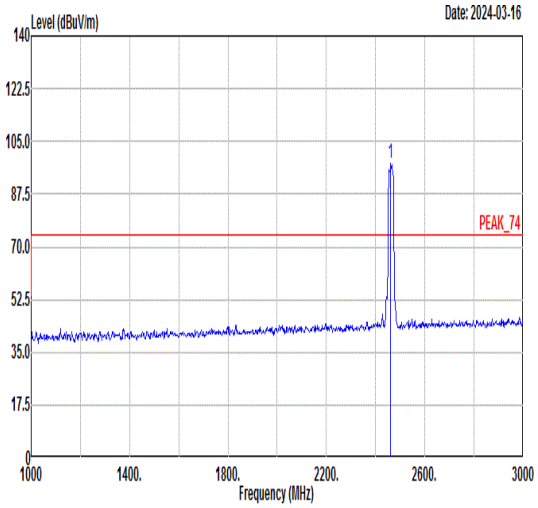 Freq Level Limit Line Margin (dB) Read Level Ant Factor Cable Loss Preamp Factor APos TPos Remark MHz dBuV/m dBuV/m dBuV dB/m dB dB cm deg 1 2462.00 97.88 ------ ------ 94.88 30.71 5.44 33.15 200 193 PEAK
Avg	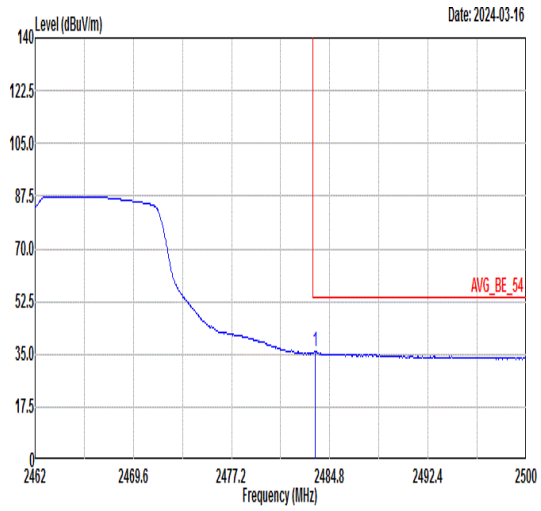 Freq Level Limit Line Margin (dB) Read Level Ant Factor Cable Loss Preamp Factor APos TPos Remark MHz dBuV/m dBuV/m dBuV dB/m dB dB cm deg 1 2483.70 36.08 54.00 -17.92 33.04 30.70 5.46 33.12 200 193 AVERAGE	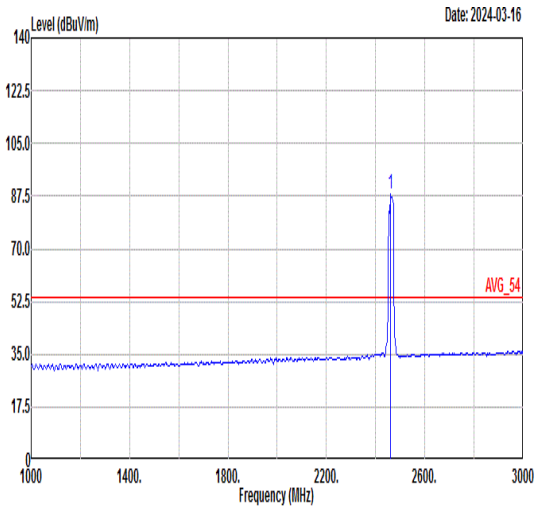 Freq Level Limit Line Margin (dB) Read Level Ant Factor Cable Loss Preamp Factor APos TPos Remark MHz dBuV/m dBuV/m dBuV dB/m dB dB cm deg 1 2462.00 88.04 ------ ------ 85.04 30.71 5.44 33.15 200 193 AVERAGE

Mode	27	
	Band Edge	
	2400-2483.5_802.11be EHT 20_CH11_Small RU 106+26_2462MHz	
ANT	5+7	
Pol.	Vertical	Fundamental
Peak	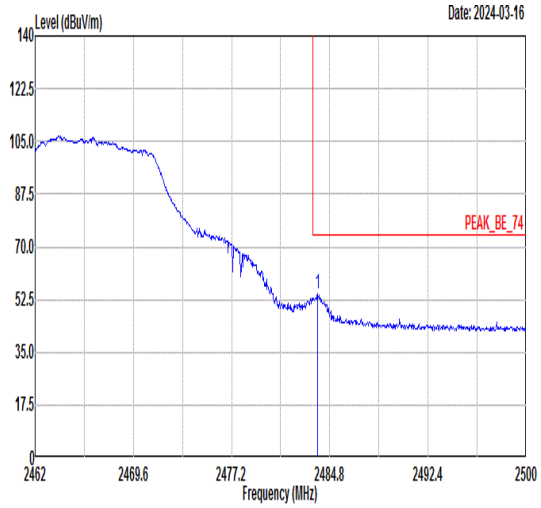 Freq Level Limit Line Margin (dB) Read Level Ant Factor Cable Loss Preamp Factor APos TPos Remark 1 2483.85 54.51 74.00 -19.49 51.47 30.70 5.46 33.12 163 278 PEAK	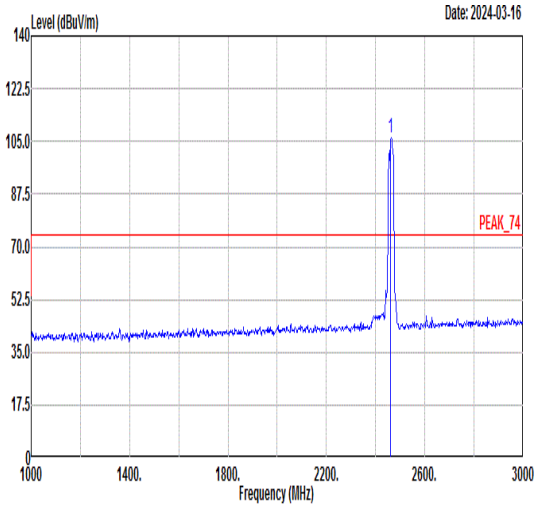 Freq Level Limit Line Margin (dB) Read Level Ant Factor Cable Loss Preamp Factor APos TPos Remark 1 2462.00 106.28 ------ ------ 103.28 30.71 5.44 33.15 163 278 PEAK
Avg	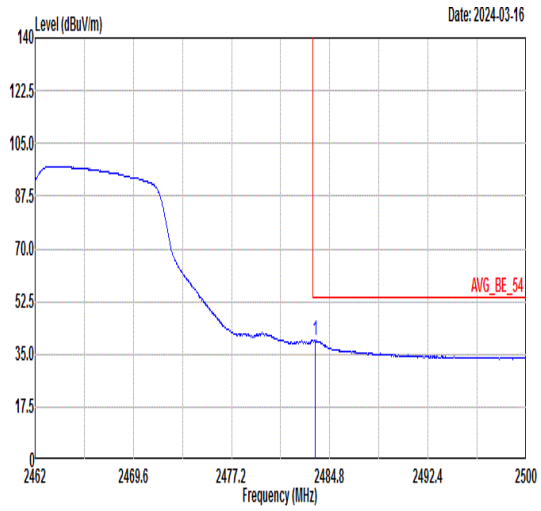 Freq Level Limit Line Margin (dB) Read Level Ant Factor Cable Loss Preamp Factor APos TPos Remark 1 2483.66 39.63 54.00 -14.37 36.59 30.70 5.46 33.12 163 278 AVERAGE	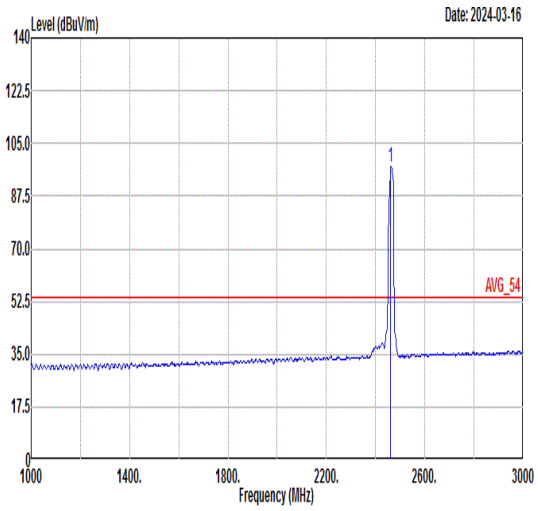 Freq Level Limit Line Margin (dB) Read Level Ant Factor Cable Loss Preamp Factor APos TPos Remark 1 2462.00 97.24 ------ ------ 94.24 30.71 5.44 33.15 163 278 AVERAGE

Mode	28	
	LF	
	2400-2483.5_802.11ax HE20_CH01_Full RU_2412MHz	
ANT	5+7	
Pol.	Horizontal	Vertical
QP/ Peak	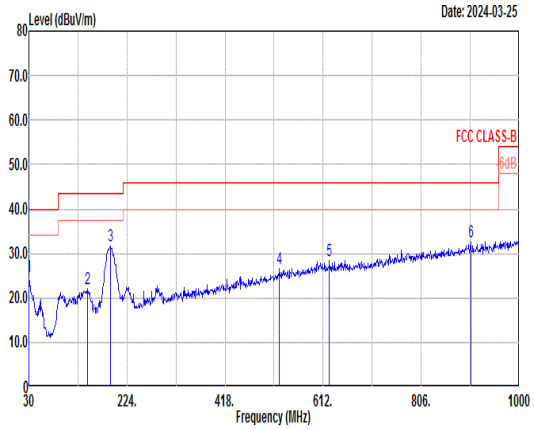	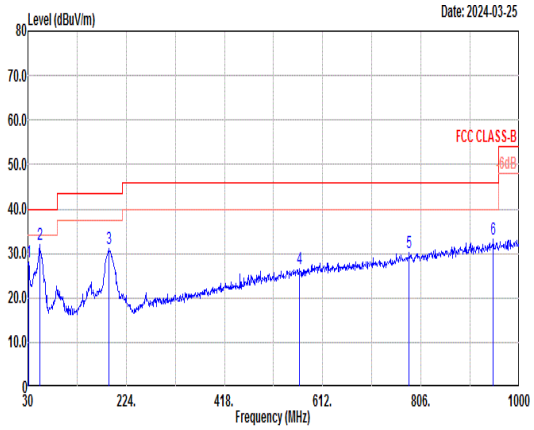

Horizontal:

	Freq	Level	Limit Line	Margin	Read Level	Ant Factor	Cable Loss	Preamp Factor	APos	TPos	Remark
	MHz	dBuV/m	dBuV/m	dB	dBuV	dB/m	dB	dB	cm	deg	
1	30.00	24.86	40.00	-15.14	30.73	25.20	0.53	31.60	---	---	Peak
2	146.40	22.02	43.50	-21.48	35.19	17.30	1.24	31.71	---	---	Peak
3	191.02	31.66	43.50	-11.84	47.18	14.70	1.40	31.62	---	---	Peak
4	525.67	26.50	46.00	-19.50	31.30	24.10	2.40	31.30	---	---	Peak
5	624.61	28.30	46.00	-17.70	30.95	25.90	2.60	31.15	---	---	Peak
6	903.97	32.60	46.00	-13.40	31.12	29.20	3.17	30.89	---	---	Peak

Vertical:

	Freq	Level	Limit Line	Margin	Read Level	Ant Factor	Cable Loss	Preamp Factor	APos	TPos	Remark
	MHz	dBuV/m	dBuV/m	dB	dBuV	dB/m	dB	dB	cm	deg	
1	30.97	28.17	40.00	-11.83	34.55	24.70	0.54	31.62	---	---	Peak
2	53.28	32.03	40.00	-7.97	49.93	13.20	0.73	31.83	---	---	Peak
3	190.05	31.20	43.50	-12.30	46.72	14.70	1.40	31.62	---	---	Peak
4	566.41	26.49	46.00	-19.51	28.73	26.44	2.49	31.17	---	---	Peak
5	782.72	30.10	46.00	-15.90	29.92	28.40	2.91	31.13	---	---	Peak
6	948.59	33.21	46.00	-12.79	30.02	30.76	3.23	30.80	---	---	Peak

Mode	29	
	Band Edge	
	2400-2483.5_802.11ax HE20_CH01_Full RU_2412MHz	
ANT	5+7	
Pol.	Horizontal	Fundamental
Peak	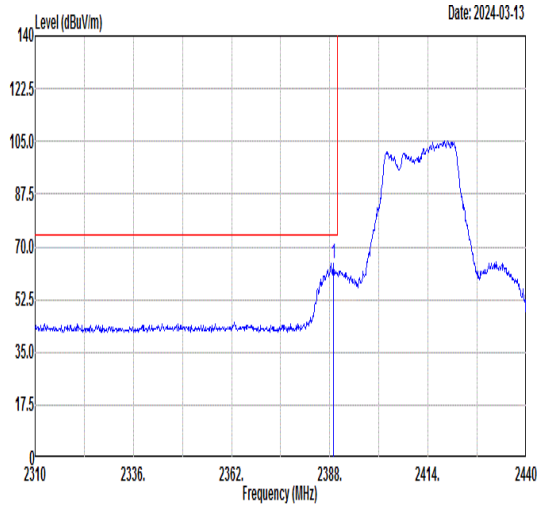 Freq Level Limit Line Margin Read Level Ant Factor Cable Loss Preamp Factor APos TPos Remark MHz dBuV/m dBuV/m dB dBuV dB/m dB dB cm deg 1 2389.04 64.51 74.00 -9.49 61.69 30.72 5.36 33.26 349 187 PEAK	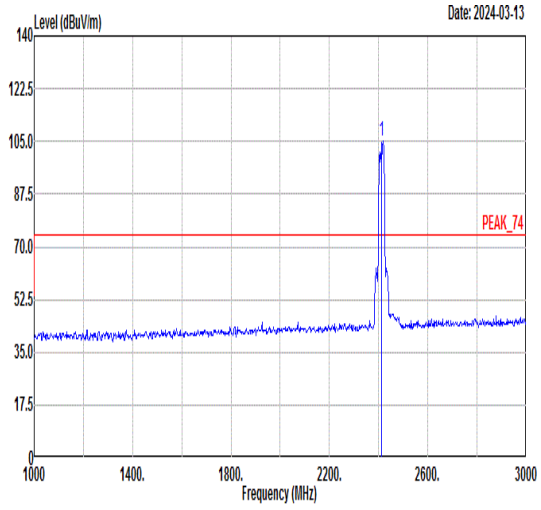 Freq Level Limit Line Margin Read Level Ant Factor Cable Loss Preamp Factor APos TPos Remark MHz dBuV/m dBuV/m dB dBuV dB/m dB dB cm deg 1 2412.00 104.91 ------ ------ 102.01 30.72 5.39 33.21 349 187 PEAK
Avg	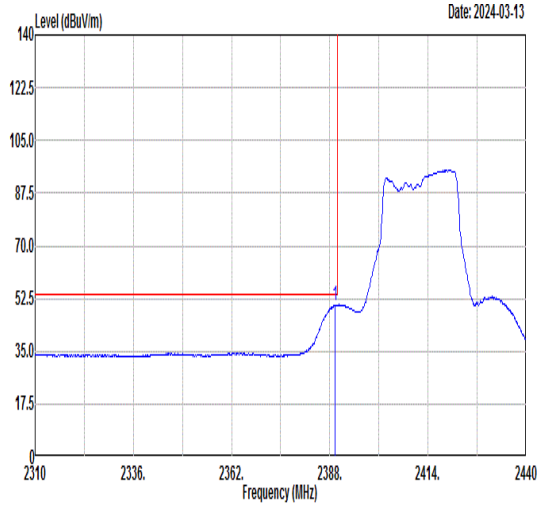 Freq Level Limit Line Margin Read Level Ant Factor Cable Loss Preamp Factor APos TPos Remark MHz dBuV/m dBuV/m dB dBuV dB/m dB dB cm deg 1 2389.43 50.28 54.00 -3.72 47.45 30.72 5.36 33.25 349 187 AVERAGE	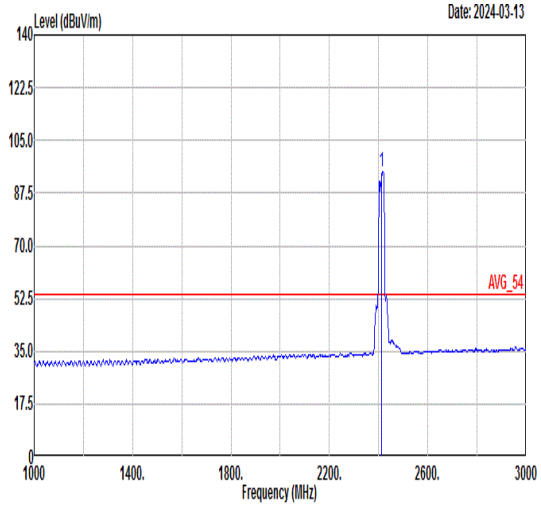 Freq Level Limit Line Margin Read Level Ant Factor Cable Loss Preamp Factor APos TPos Remark MHz dBuV/m dBuV/m dB dBuV dB/m dB dB cm deg 1 2412.00 94.74 ------ ------ 91.84 30.72 5.39 33.21 349 187 AVERAGE

Mode	29	
	Band Edge	
	2400-2483.5_802.11ax HE20_CH01_Full RU_2412MHz	
ANT	5+7	
Pol.	Vertical	Fundamental
Peak	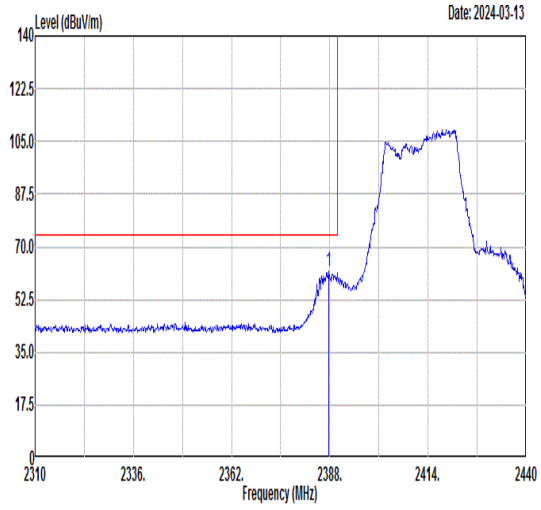 Freq Level Limit Line Margin Read Level Ant Factor Cable Loss Preamp Factor APos TPos Remark 1 2387.74 61.65 74.00 -12.35 58.83 30.72 5.36 33.26 300 266 PEAK	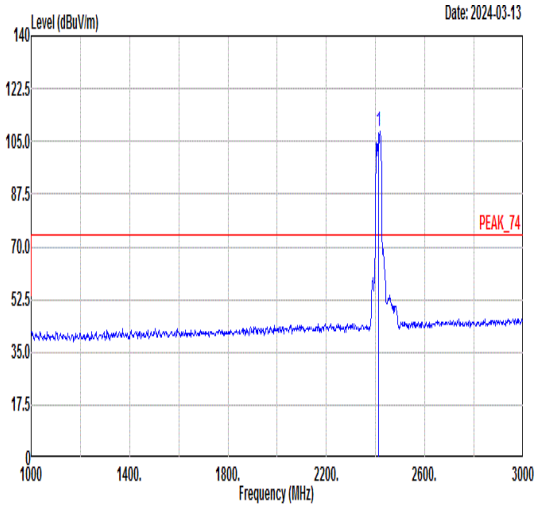 Freq Level Limit Line Margin Read Level Ant Factor Cable Loss Preamp Factor APos TPos Remark 1 2412.00 108.53 ------ ------ 105.63 30.72 5.39 33.21 300 266 PEAK
Avg	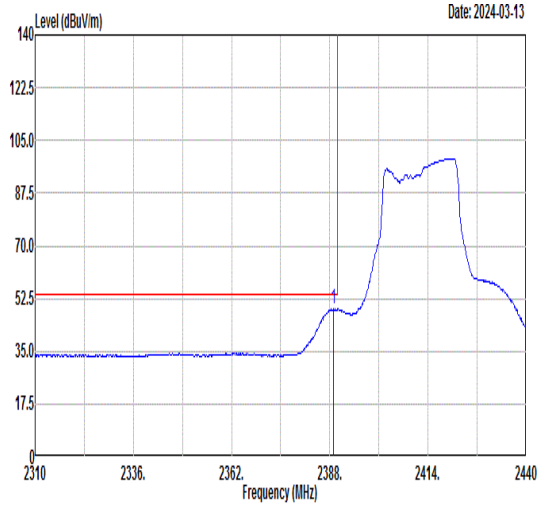 Freq Level Limit Line Margin Read Level Ant Factor Cable Loss Preamp Factor APos TPos Remark 1 2389.04 49.20 54.00 -4.80 46.38 30.72 5.36 33.26 300 266 AVERAGE	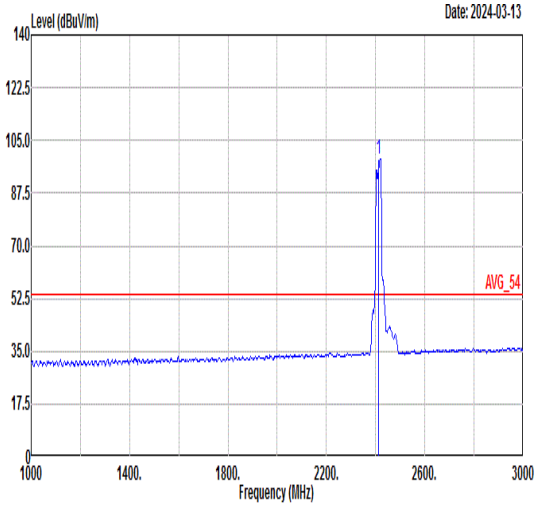 Freq Level Limit Line Margin Read Level Ant Factor Cable Loss Preamp Factor APos TPos Remark 1 2412.00 98.89 ------ ------ 95.99 30.72 5.39 33.21 300 266 AVERAGE

Mode	29	
	Harmonic	
	2400-2483.5_802.11ax HE20_CH01_Full RU_2412MHz	
ANT	5+7	
Pol.	Horizontal	Vertical
Peak Avg	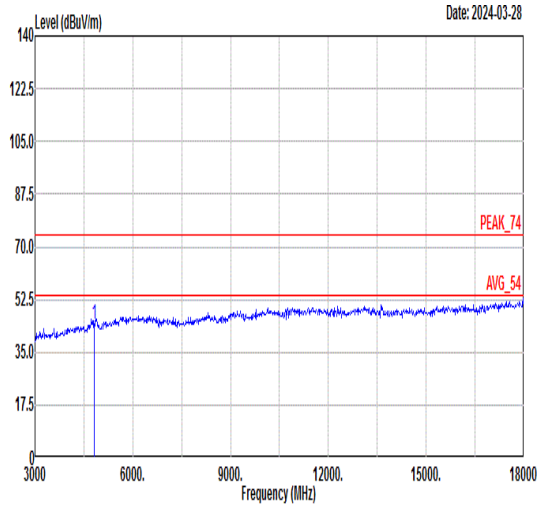 Freq Level Limit Line Margin Read Level Ant Factor Cable Loss Preamp Factor APos TPos Remark MHz dBuV/m dBuV/m dB dBuV dB/m dB dB cm deg 1 4824.00 44.45 74.00 -29.55 64.64 35.78 8.88 64.85 --- --- Peak	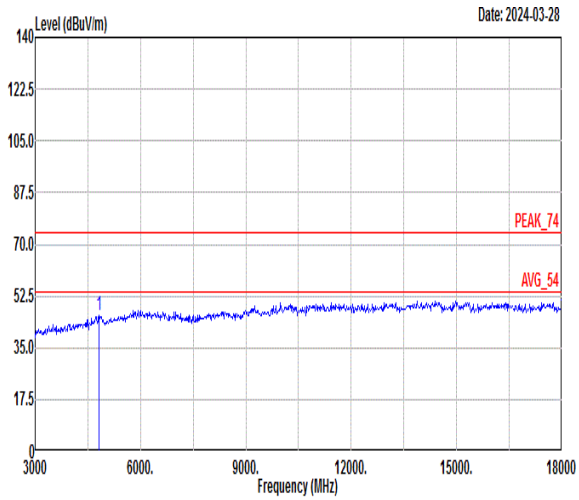 Freq Level Limit Line Margin Read Level Ant Factor Cable Loss Preamp Factor APos TPos Remark MHz dBuV/m dBuV/m dB dBuV dB/m dB dB cm deg 1 4824.00 46.08 74.00 -27.92 66.27 35.78 8.88 64.85 --- --- Peak

Mode	30	
	Band Edge - L	
	2400-2483.5_802.11n HT40_CH06_Full RU_2437MHz	
ANT	5+7	
Pol.	Horizontal	Fundamental
Peak	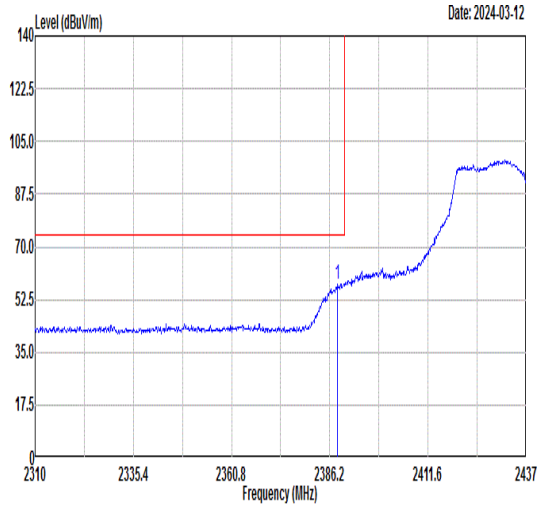 Limit Read Ant Cable Preamp APos TPos Freq Level Line Margin Level Factor Loss Factor Remark MHz dBuV/m dBuV/m dB dBuV dB/m dB dB cm deg 1 2388.23 57.71 74.00 -16.29 54.89 30.72 5.36 33.26 339 0 PEAK	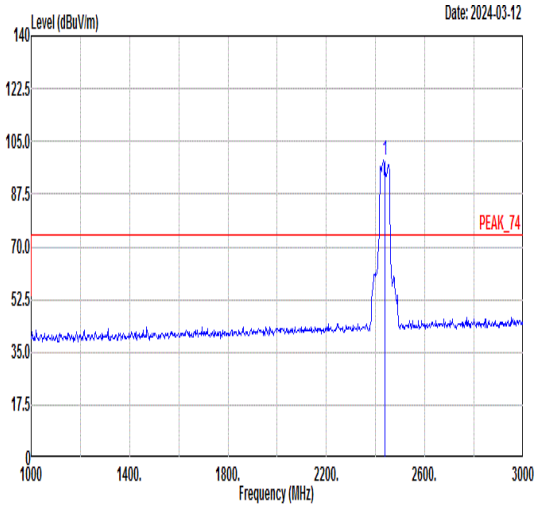 Limit Read Ant Cable Preamp APos TPos Freq Level Line Margin Level Factor Loss Factor Remark MHz dBuV/m dBuV/m dB dBuV dB/m dB dB cm deg 1 2437.00 98.64 ------ ------ 95.73 30.71 5.40 33.20 339 0 PEAK
Avg	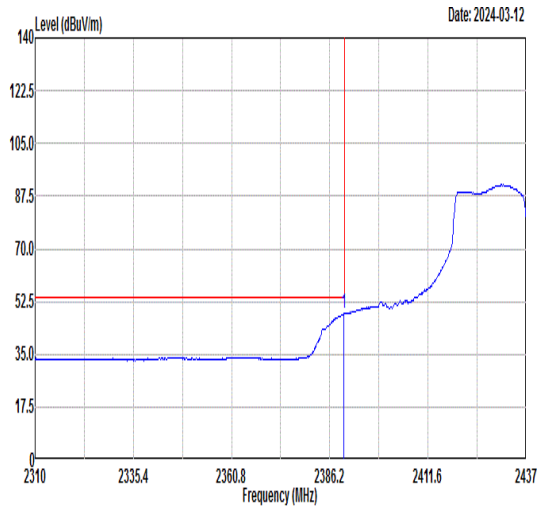 Limit Read Ant Cable Preamp APos TPos Freq Level Line Margin Level Factor Loss Factor Remark MHz dBuV/m dBuV/m dB dBuV dB/m dB dB cm deg 1 2389.88 48.56 54.00 -5.44 45.73 30.72 5.36 33.25 339 0 AVERAGE	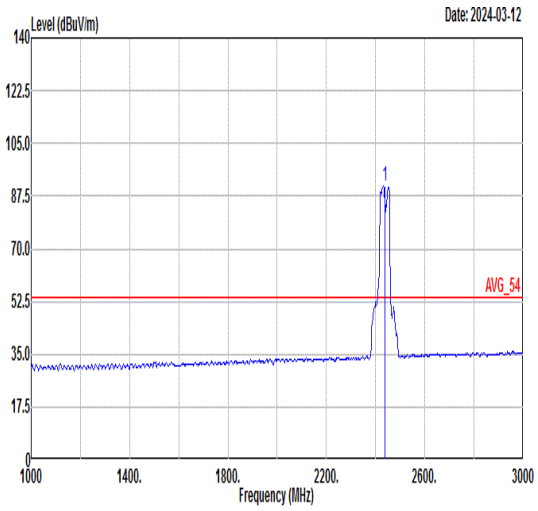 Limit Read Ant Cable Preamp APos TPos Freq Level Line Margin Level Factor Loss Factor Remark MHz dBuV/m dBuV/m dB dBuV dB/m dB dB cm deg 1 2437.00 91.03 ------ ------ 88.12 30.71 5.40 33.20 339 0 AVERAGE

Mode	30	
	Band Edge - R	
	2400-2483.5_802.11n HT40_CH06_Full RU_2437MHz	
ANT	5+7	
Pol.	Horizontal	Fundamental
Peak	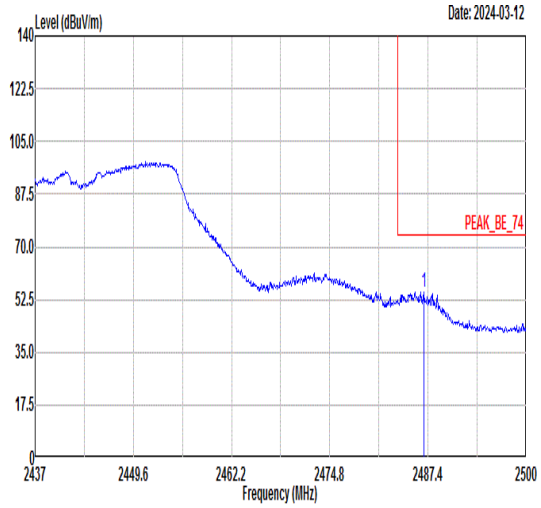 Freq Level Limit Line Margin Read Level Ant Factor Cable Loss Preamp Factor APos TPos Remark MHz dBuV/m dBuV/m dB dBuV dB/m dB dB cm deg 1 2486.83 55.11 74.00 -18.89 52.07 30.70 5.46 33.12 339 0 PEAK	Blank
Avg	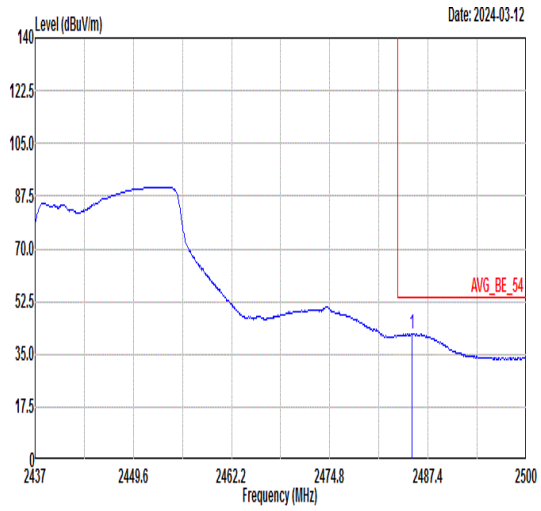 Freq Level Limit Line Margin Read Level Ant Factor Cable Loss Preamp Factor APos TPos Remark MHz dBuV/m dBuV/m dB dBuV dB/m dB dB cm deg 1 2485.32 41.91 54.00 -12.09 38.87 30.70 5.46 33.12 339 0 AVERAGE	Blank

Mode	30	
	Band Edge - L	
	2400-2483.5_802.11n HT40_CH06_Full RU_2437MHz	
ANT	5+7	
Pol.	Vertical	Fundamental
Peak	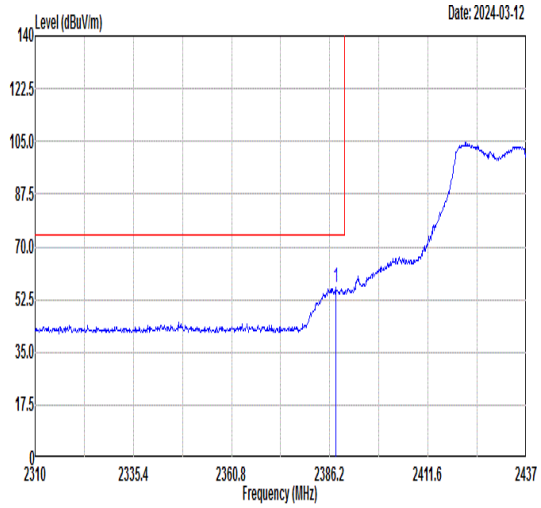 Freq Level Limit Line Margin Read Level Ant Factor Cable Loss Preamp Factor APos TPos Remark 1 2387.72 56.35 74.00 -17.65 53.53 30.72 5.36 33.26 214 260 PEAK	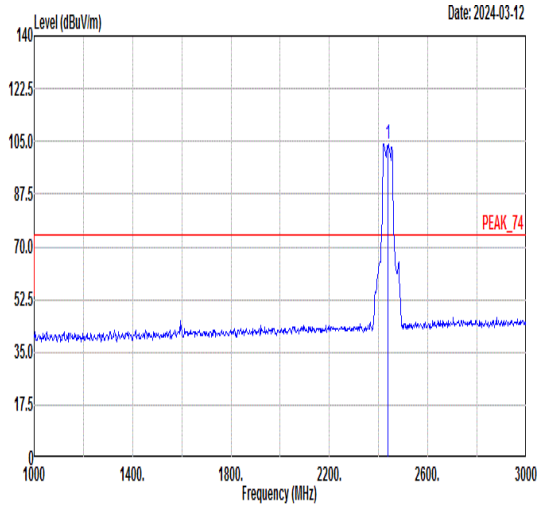 Freq Level Limit Line Margin Read Level Ant Factor Cable Loss Preamp Factor APos TPos Remark 1 2437.00 104.17 ------ ------ 101.27 30.72 5.39 33.21 214 260 PEAK
Avg	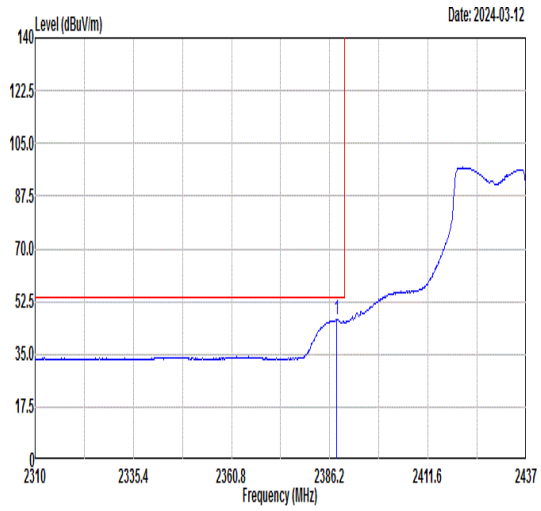 Freq Level Limit Line Margin Read Level Ant Factor Cable Loss Preamp Factor APos TPos Remark 1 2387.98 46.63 54.00 -7.37 43.81 30.72 5.36 33.26 214 260 AVERAGE	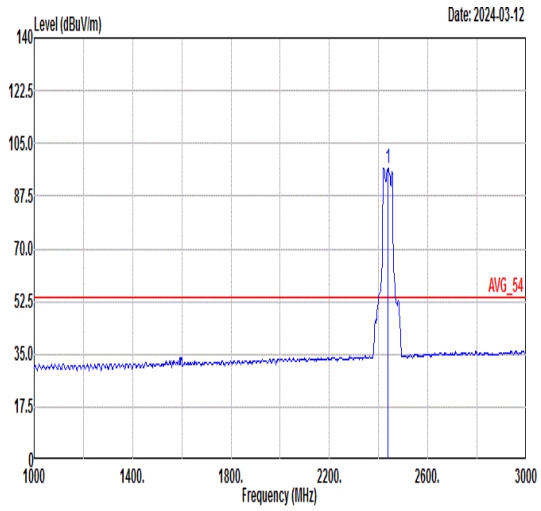 Freq Level Limit Line Margin Read Level Ant Factor Cable Loss Preamp Factor APos TPos Remark 1 2437.00 96.83 ------ ------ 93.93 30.72 5.39 33.21 214 260 AVERAGE

Mode	30	
	Band Edge - R	
	2400-2483.5_802.11n HT40_CH06_Full RU_2437MHz	
ANT	5+7	
Pol.	Vertical	Fundamental
Peak	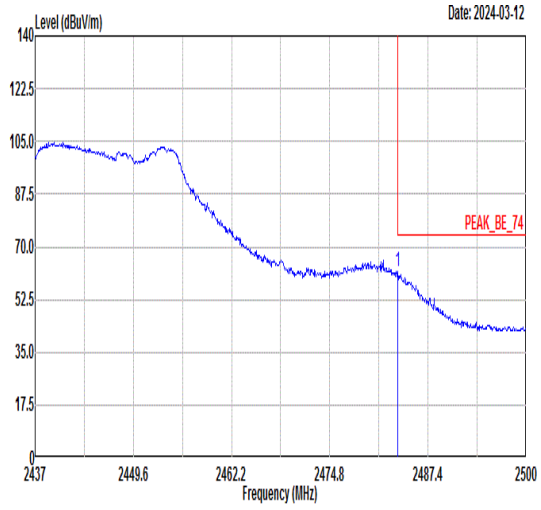 Freq Level Limit Line Margin Read Level Ant Factor Cable Loss Preamp Factor APos TPos Remark MHz dBuV/m dBuV/m dB dBuV dB/m dB dB cm deg 1 2483.56 61.71 74.00 -12.29 58.67 30.70 5.46 33.12 214 260 PEAK	Blank
Avg	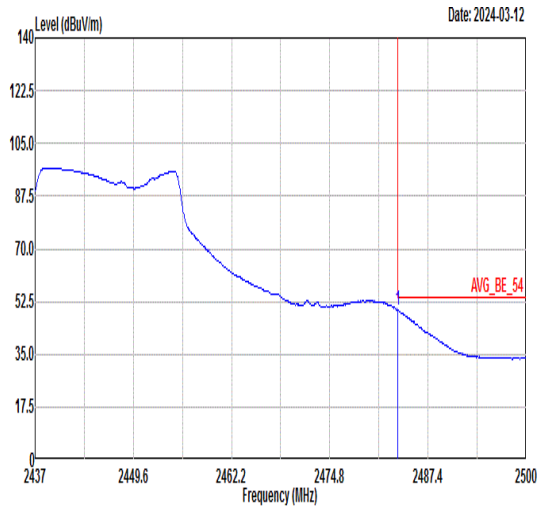 Freq Level Limit Line Margin Read Level Ant Factor Cable Loss Preamp Factor APos TPos Remark MHz dBuV/m dBuV/m dB dBuV dB/m dB dB cm deg 1 2483.56 49.54 54.00 -4.46 46.50 30.70 5.46 33.12 214 260 AVERAGE	Blank

Mode	31	
	Band Edge - L	
	2400-2483.5_802.11ax HE40_CH06_Full RU_2437MHz	
ANT	5+7	
Pol.	Horizontal	Fundamental
Peak	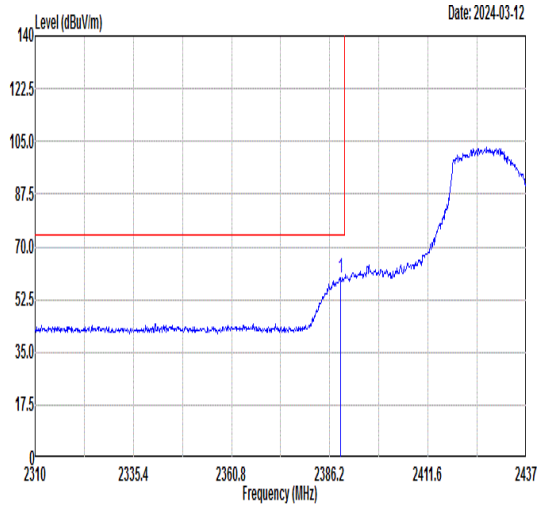 Freq Level Limit Line Margin Read Level Ant Factor Cable Loss Preamp Factor APos TPos Remark MHz dBuV/m dBuV/m dB dBuV dB/m dB dB cm deg 1 2388.99 59.90 74.00 -14.10 57.08 30.72 5.36 33.26 375 24 PEAK	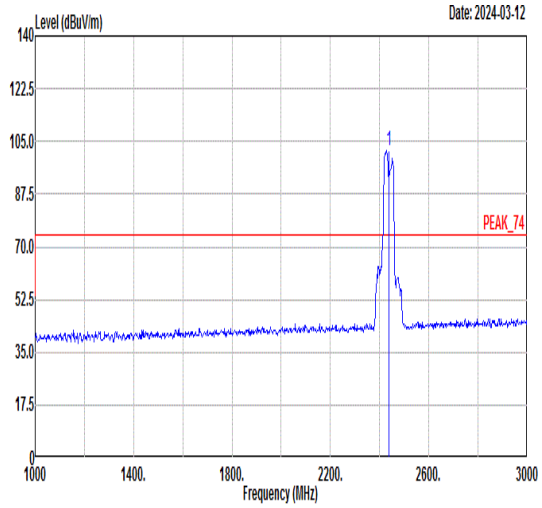 Freq Level Limit Line Margin Read Level Ant Factor Cable Loss Preamp Factor APos TPos Remark MHz dBuV/m dBuV/m dB dBuV dB/m dB dB cm deg 1 2437.00 101.85 ------ ------ 98.94 30.71 5.40 33.20 375 24 PEAK
Avg	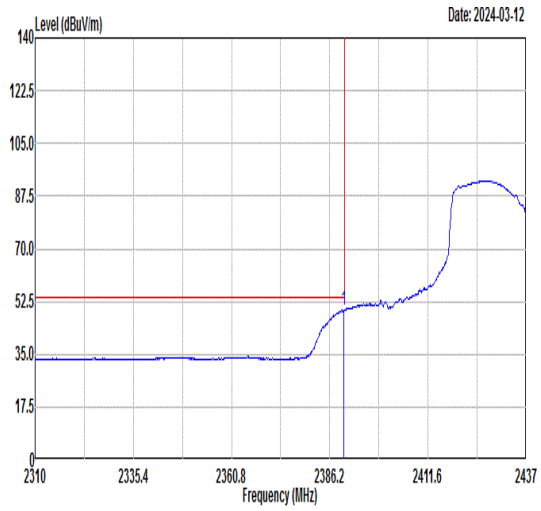 Freq Level Limit Line Margin Read Level Ant Factor Cable Loss Preamp Factor APos TPos Remark MHz dBuV/m dBuV/m dB dBuV dB/m dB dB cm deg 1 2389.76 49.55 54.00 -4.45 46.72 30.72 5.36 33.25 375 24 AVERAGE	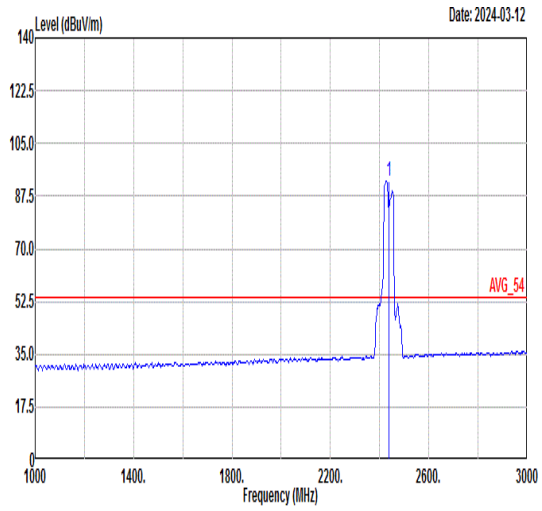 Freq Level Limit Line Margin Read Level Ant Factor Cable Loss Preamp Factor APos TPos Remark MHz dBuV/m dBuV/m dB dBuV dB/m dB dB cm deg 1 2437.00 92.36 ------ ------ 89.45 30.71 5.40 33.20 375 24 AVERAGE