





COMPANY NAME: UTStarcom, Inc.
EUT: UTS-EA1H75B
WORK ORDER NUMBER: 2000322
FCC ID: O6YUTS-EA1H75B

21 INTERNAL PHOTOGRAPHS

21.1 SOLDER SIDE OF RF PCB



21.2 SOLDER SIDE OF POWER PCB






COMPANY NAME: UTStarCOM, Inc.
EUT: UTS-EA1H75B
WORK ORDER NUMBER: 2000322
FCC ID: 06YUTS-EA1H75B

21.3 SOLDER SIDE OF MAIN PCB



21.4 SOLDER SIDE EXTERNAL PCB





COMPANY NAME: UTStarCOM, Inc.
EUT: UTS-EA1H75B
WORK ORDER NUMBER: 2000322
FCC ID: O6YUTS-EA1H75B

21.5 INSIDE UNIT COVER REMOVED



21.6 INSIDE OF INNER HOUSING





COMPANY NAME: UTStarcom, Inc.
EUT: UTS-EA1H75B
WORK ORDER NUMBER: 2000322
FCC ID: O6YUTS-EA1H75B

21.7 INSIDE FRONT BEVEL




21.8 COVER AT ANTENNA CONNECTION REMOVED





COMPANY NAME: UTStarcom, Inc.
EUT: UTS-EA1H75B
WORK ORDER NUMBER: 2000322
FCC ID: O6YUTS-EA1H75B

21.9 FRONT VIEW OF INNER UNIT WITH COVER REMOVED



21.10 COMPONENT SIDE OF RF PCB





COMPANY NAME: UTStarCOM, INC.
EUT: UTS-EA1H75B
WORK ORDER NUMBER: 2000322
FCC ID: O6YUTS-EA1H75B

21.11 COMPONENT SIDE OF POWER PCB




21.12 COMPONENT SIDE OF MAIN PCB





COMPANY NAME: UTStarcom, Inc.
EUT: UTS-EA1H75B
WORK ORDER NUMBER: 2000322
FCC ID: O6YUTS-EA1H75B

21.13 COMPONENT SIDE OF EXTERNAL PCB



21.14 BOTTOM OF INNER UNIT

