

# L16XX Smart Desk Terminal

## User Guid



L1600:  
15.6" Touch Screen



L1601:  
15.6" Touch Screen+  
10.1"Display screen



L1602:  
15.6" Touch Screen+  
15.6"Display screen

## 1. Contents Checklist

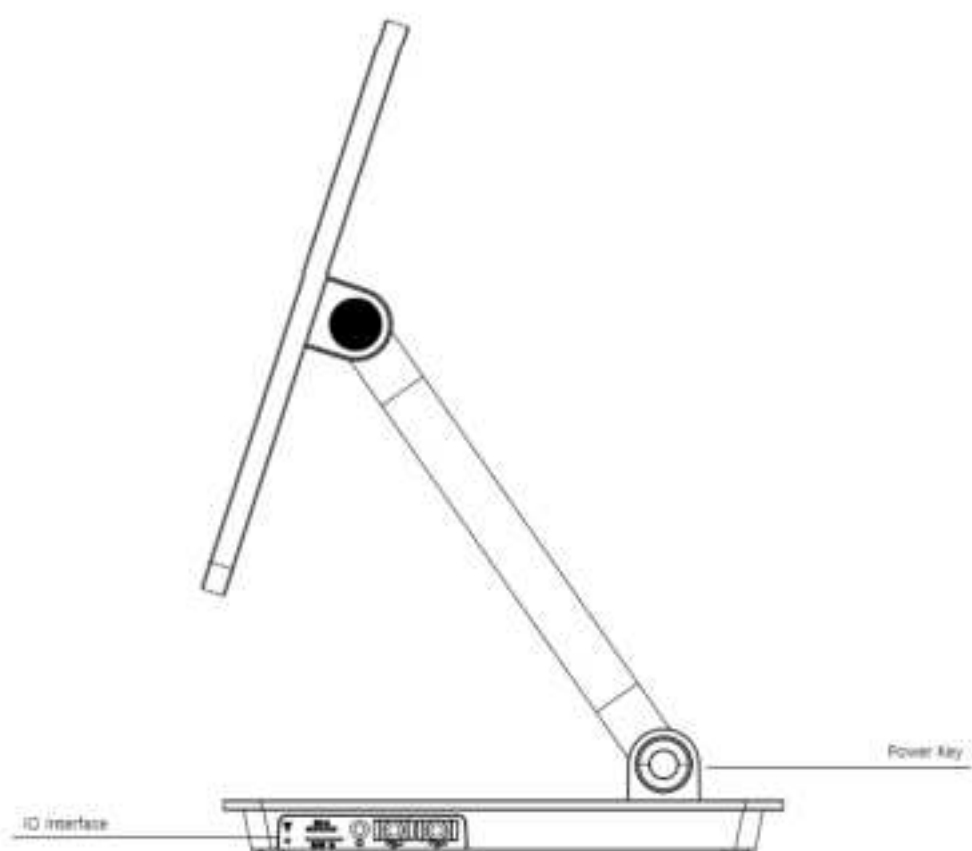
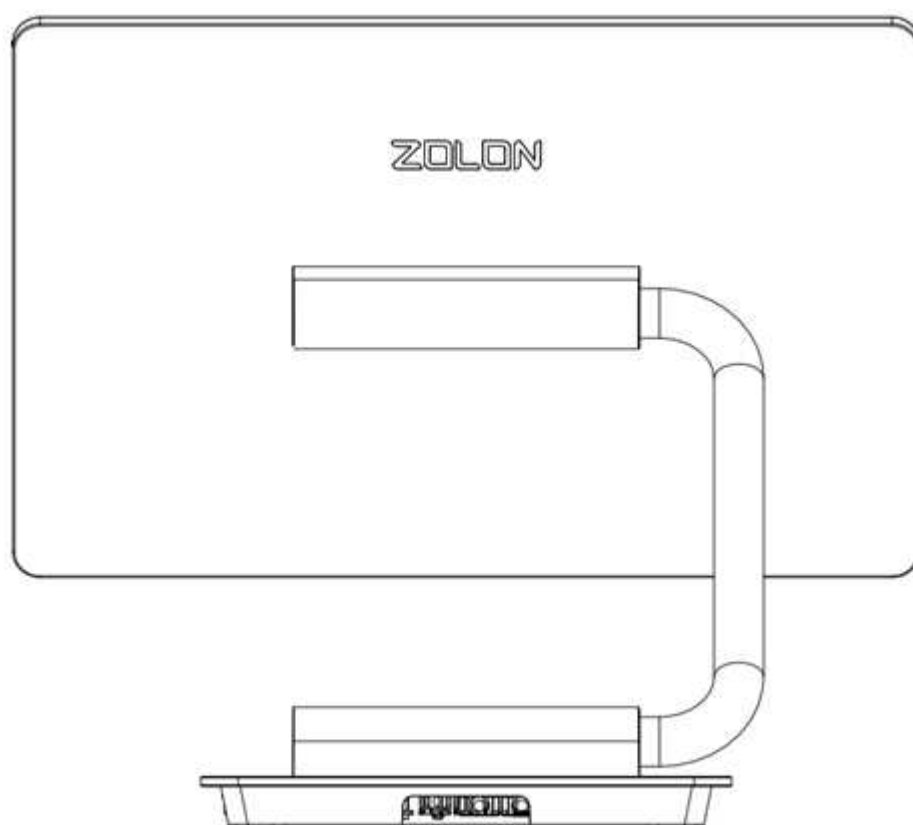
Please check the components after unpacking. If any one of them is missing, or if there is a page missing from the product manual,ect., please contact the dealer.

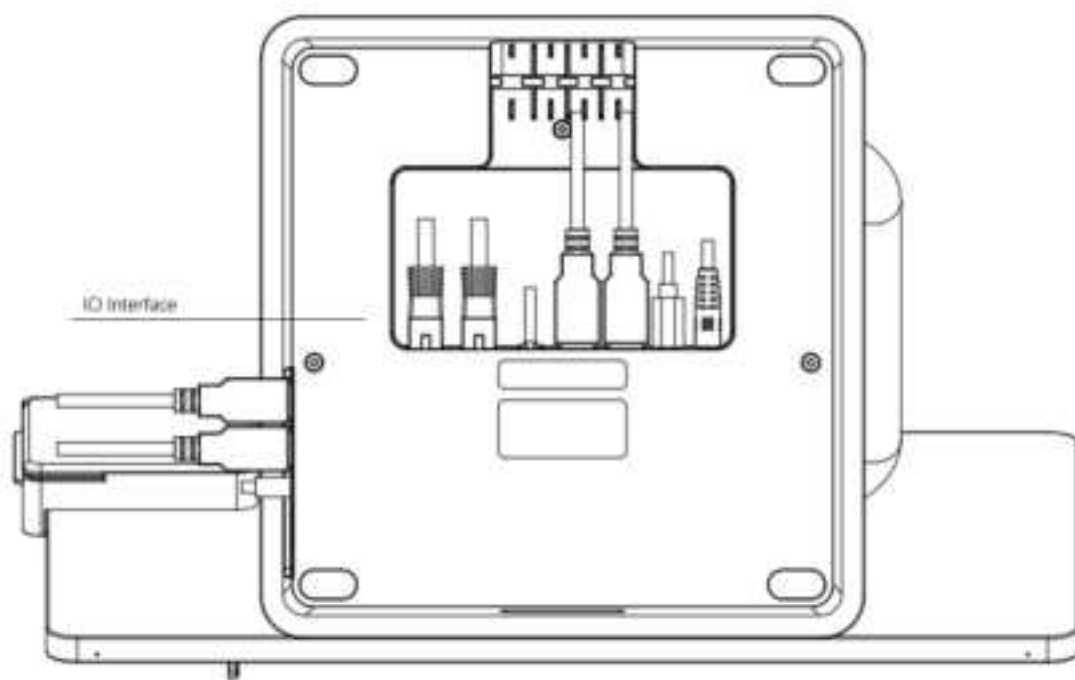
Name	Qty.
L1600	1
AC Power Adapter	1
AC Power cable	1

## 2. Product Description

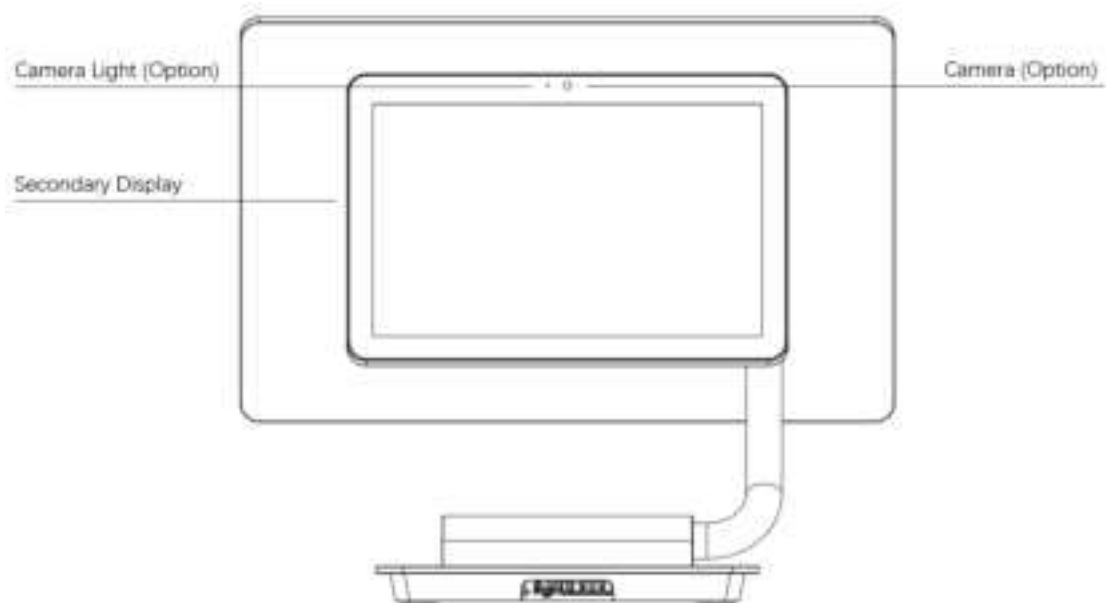
### L1600:



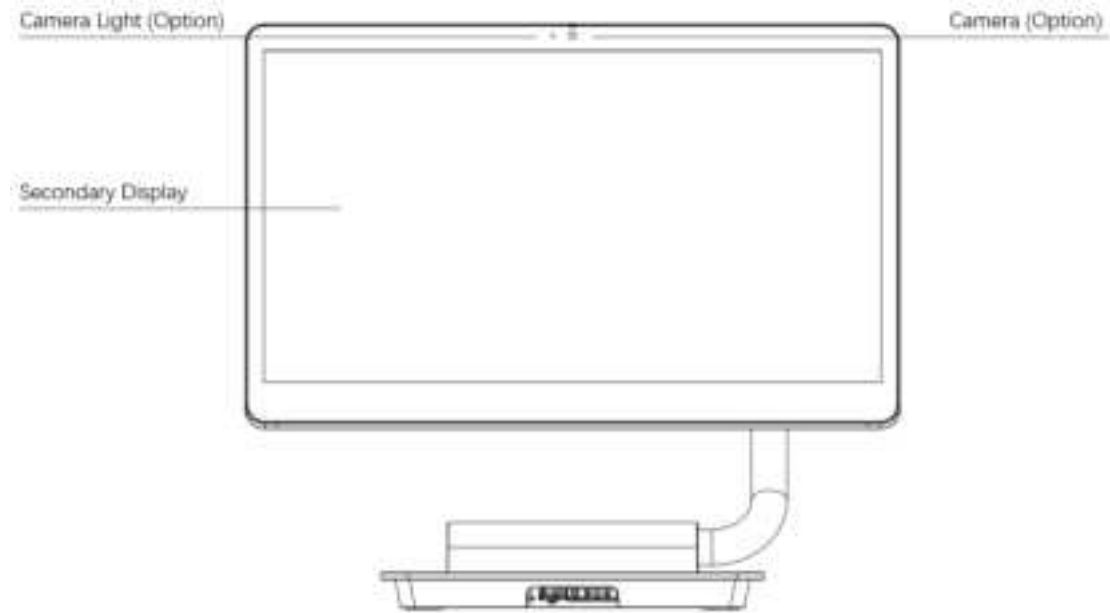




**L1601 increased accessories:**



## L1602 increased accessories:



## 3.Installtion

**DC port:** Connect Power Adapter

**Type-C port:** Connect USB device.

**USB Port:** Connect USB device.

**Uart Port:** Connect Uart device.

**Lan Port:**Connect Internet.

**DK Port:**Connect Cash Box.

**SD:** Micro SD Card

**SAM:** mini SAM Card

**Headphone Jack:**3.5 Headphone

## 4. Instruction

### Power ON/OFF

**Power on:** Press and hold the Power button for three seconds until the main screen displays normally.

**Power off:** Press and hold the Power button for three seconds until the shutdown menu appears, tap "Shutdown", and then shutting..."appears. The terminal will be turned off after a few seconds.

## 5. Specification

Operation System: Android 12

CPU: Qcta-core,2.0GHz processor

Memory: 2GB RAM + 16GB Flash Memory (2GB RAM + 16GB optional)

Main Display: 15.6 inch,resolution:1920\*1080, multi-touch capacitive touch screen

L1601 Secondary Display: 10.1 inch,resolution:800\*1280

L1602 Secondary Display: 15.6 inch,resolution:1920\*1080

Audio: Built-in speaker/Built-in MIC

Camera: 5 mega-pixel auto-focusing camera

Wireless Communication: Support Wi-Fi2.4/5G,Bluetooth 5.0

Peripheral Ports:    1 Type-C port  
                             4 USB TypeA ports  
                             1 DC port  
                             1 UART port  
                             1 DK port  
                             1 LAN port  
                             1 3.5 Headphone port  
                             1 Micro SD Card port  
                             1 Mini SAM Card port

1 Pogo Port: Support D135

## **6. Cautions of Installation and Usage**

- 1) Avoid exposing the terminal in hot, humid, dusty or strong electromagnetic environment.
- 2) Do not violently vibrate, shake or beat the product.
- 3) Do not plug/unplug any units of the product when it is power on, otherwise it may damage the internal circuit.
- 4) Do not maintain the terminal if you are non-professional

### **Trademark notice:**

“

“The Bluetooth® word mark and logos are registered trademarks owned by Bluetooth SIG, Inc. and any use of such marks by Zolon Technology Limited is under license. Other trademarks and trade names are those of their respective owners.”

## **FCC compliance statement**

This device complies with Part 15 of the FCC Rules. Operation is subject to the following two conditions: (1) This device may not cause harmful interference, and (2) this device must accept any interference received, including interference that may cause undesired operation.

This equipment has been tested and found to comply with the limits for a Class B digital device, pursuant to Part 15 of the FCC Rules. These limits are designed to provide reasonable protection against harmful interference in a residential installation. This equipment generates, uses and can

radiate radio frequency energy and, if not installed and used in accordance with the instructions, may cause harmful interference to radio communications. However, there is no guarantee that interference will not occur in a particular installation. If this equipment does cause harmful interference to radio or television reception, which can be determined by turning the equipment off and on, the user is encouraged to try to correct the interference by one of the following measures:

- Reorient or relocate the receiving antenna.
- Increase the separation between the equipment and receiver.
- Connect the equipment into an outlet on a circuit different from that to which the receiver is connected.
- Consult the dealer or an experienced radio/TV technician for help.

**FCC Caution:**

- Any changes or modifications not expressly approved by the party responsible for compliance could void the user's authority to operate this equipment.
- This transmitter must not be co-located or operating in conjunction with any other antenna or transmitter.

This equipment must be installed and operated in accordance with provided instructions and the antenna(s) used for this transmitter must be installed to provide a separation distance of at least 20 cm from all persons and must not be co-located or operating in conjunction with any other antenna or transmitter. End-users and installers must be provided with antenna installation instructions and transmitter operating conditions for satisfying RF exposure compliance.

**ISED Notice**

This device complies with Industry Canada license-exempt RSS standard(s). Operation is subject to the following two conditions:

- 1) this device may not cause interference, and
- 2) this device must accept any interference, including interference that may cause undesired operation of the device.

Le présent appareil est conforme aux CNR d'Industrie Canada applicables aux appareils radio exempts de licence. L'exploitation est autorisée aux deux conditions suivantes:

- 1) l'appareil ne doit pas produire de brouillage, et
- 2) l'utilisateur de l'appareil doit accepter tout brouillage radioélectrique subi, même si le brouillage est susceptible d'en compromettre le fonctionnement.

This transmitter must not be co-located or operating in conjunction with any other antenna or transmitter. This equipment should be installed and operated with a minimum distance of 20 centimeters between the radiator and your body.

Cet émetteur ne doit pas être Co-placé ou ne fonctionnant en même temps qu'aucune autre antenne ou émetteur. Cet équipement devrait être installé et actionné avec une distance minimum de 20 centimètres entre le radiateur et votre corps.

The device for operation in the band 5150 – 5250 MHz is only for indoor use to reduce the potential for harmful interference to co-channel mobile satellite systems.

Le dispositif a été utilisé pour la construction de la bande 5150 à 5250 MHz pour la consommation de matériel pour réduire le potentiel pour les systèmes de télévision mobiles.

**FCC Supplier's Declaration of Conformity**

**Smart Desktop Terminal / L1600, L1601, L1602,**

**This device complies with part 15 of the FCC Rules. Operation is subject to the following two conditions: (1) This device may not cause harmful interference, and (2) this device must accept any interference received, including interference that may cause undesired operation.**

**Responsible Party: PAX Technology, Inc.**

**8880 Freedom Crossing Trail, Building 400, 3rd Floor Suite 300, Jacksonville , Florida, 32256**

**Help-desk**

**1 877-859-0099**