

Test setup photos of EUT

1. Orthogonal plane of EUT

- The testing was set in the three orthogonal planes and measured for each position (X, Y, Z).

X-axis




Y-axis




Model name: DA350TYGU

Z-axis




Model name: DA350TYGU

2. Photos of Radiated Spurious Emission Test (Below 1 GHz)




Model name: DA350TYGU

3. Photo of Radiated Spurious Emission Test (Above 1 GHz)




4. Photo of Conducted test



Model name: DA350TYGU

5. Photo of DFS test



Model name: DA350TYGU