

EMI Test Report

Tested in accordance with
Federal Communications Commission (FCC)
Personal Communications Services
CFR 47, Part 15 Subpart C

RIM Testing Services (RTS)

A division of Research In Motion Limited

REPORT NO.: RTS-0279-0602-04

PRODUCT MODEL NO.: RBA41GW
TYPE NAME: BlackBerry
FCC ID: L6ARBA40GW
IC: 2503A-RBA40GW

DATE: 13 April 2006

RTS RIM Testing Services	EMI Test Report for the BlackBerry Wireless Handheld Model RBA41GW	
Test Report No. RTS-0279-0602-04	Dates of Test March 15-March 23, 2006 & April 4–April 11, 2006	Author Data M. Attayi

Statement of Performance:

The BlackBerry Wireless Handheld, model RBA41GW ASY-10132-xyz, Rev M_ASY-10045-001 Rev 1A and accessories when configured and operated per RIM's operation instructions, performs within the requirements of the test standards.

Declaration:

We hereby certify that:


The test data reported herein is an accurate record of the performance of the sample(s) tested.

The test results are valid for the tested unit (s) only.

The test equipment used was suitable for the tests performed and within manufacturer's published specifications and operating parameters.

The test methods were consistent with the methods described in the relevant standards.

Tested by:



Edward A. Davidian
Compliance Specialist
Date: April 12, 2006



Maurice battler
Compliance Specialist
Date: April 12, 2006

Tested and Reviewed by:



Masud S. Attayi, P.Eng.
Senior Compliance Engineer,
Date: April 13, 2006

Approved by:



Paul G. Cardinal, Ph.D.
Manager
Date: April 18, 2006

RTS RIM Testing Services	EMI Test Report for the BlackBerry Wireless Handheld Model RBA41GW	
Test Report No. RTS-0279-0602-04	Dates of Test March 15-March 23, 2006 & April 4–April 11, 2006	Author Data M. Attayi

Table of Contents

A.	Scope	4
B.	Associated Documents.....	4
C.	Product Identification	4
D.	Support Equipment Used for the Testing of the EUT	5
E.	Test Voltage	5
F.	Test Results Chart.....	5
G.	Modifications to EUT	6
H.	Summary of Results	6
I.	Compliance Test Equipment Used	8
	APPENDIX 1 – RADIATED EMISSIONS TEST DATA	10
	APPENDIX 2 – BLUETOOTH CONDUCTED EMISSIONS TEST DATA/PLOTS	14

RTS RIM Testing Services	EMI Test Report for the BlackBerry Wireless Handheld Model RBA41GW	
Test Report No. RTS-0279-0602-04	Dates of Test March 15-March 23, 2006 & April 4–April 11, 2006	Author Data M. Attayi

A. Scope

This report details the results of compliance tests which were performed in accordance to the requirements of:

- o FCC CFR 15 Subpart C, Dec. 8, 2003
- o Industry Canada, RSS-210, Issue 6, September 2005, Low Power Licence-Exempt Radiocommunication Devices

B. Associated Documents

- 1) Test report number RTS-0279-0602-01 (submission not required as per DoC)

C. Product Identification

The equipment under test (EUT) was tested at the RIM Testing Services (RTS) EMI test facility, located at:

305 Phillip Street
Waterloo, Ontario
Canada, N2L 3W8
Phone: 519 888 7465
Fax: 519 888 6906

The testing was performed March 15-March 23, 2006 & April 4–April 11, 2006 included:

- 1a. BlackBerry model number RBA41GW, ASY-10132-xyz Rev M_ASY-10045-001 Rev 1A, BSN 1008955882, LCD-09151-001.
- 1b. BlackBerry model number RBA41GW, ASY-10132-xyz Rev M_ASY-10045-001 Rev 1A, BSN 1009157140, LCD-09151-001.
- 1c. BlackBerry model number RBA41GW, ASY-10132-xyz Rev M_ASY-10045-001 Rev 1A, BSN 1009158372, LCD-09151-002.

The transmit frequency bands operating in North America for the Handheld are: GSM 824 to 849 MHz, PCS 1850 to 1910 MHz and Bluetooth 2402 to 2480 MHz.

RTS RIM Testing Services	EMI Test Report for the BlackBerry Wireless Handheld Model RBA41GW	
Test Report No. RTS-0279-0602-04	Dates of Test March 15-March 23, 2006 & April 4–April 11, 2006	Author Data M. Attayi

D. Support Equipment Used for the Testing of the EUT

- 1) Communication Tester, Rohde & Schwarz, model CMU 200, serial number 100251
- 2) Communication Tester, Rohde & Schwarz, model CMU 200, serial number 102204
- 3) DC Power Supply, H/P, model 6632B, serial number US37472178

E. Test Voltage

The ac input voltage was 120 volts, 60 Hz where applicable. This configuration was per RIM's specifications.

F. Test Results Chart

SPECIFICATION	TEST TYPE	MEETS REQUIREMENTS	PERFORMED BY
FCC CFR 47 Part 15.207 IC RSS-210	AC Line Conducted Emissions	See test report RTS-0279-0602-01	-
FCC CFR 47 Part 15.209 IC RSS-210	Radiated Emissions Radiated Band Edge Compliance	Yes	Masud Attayi and Edward Davidian
FCC CFR 47 Part 15.247(a), (b), and (c) IC RSS-210	20 dB Bandwidth Carrier Freq. Separation Number of Hopping freq. Dwell Time Max. Peak Output Power Band Edge Compliance Spurious RF Conducted Emissions	Yes	Maurice Battler
IC RSS-210	Frequency Stability	Yes	Maurice Battler

RTS RIM Testing Services	EMI Test Report for the BlackBerry Wireless Handheld Model RBA41GW	
Test Report No. RTS-0279-0602-04	Dates of Test March 15-March 23, 2006 & April 4–April 11, 2006	Author Data M. Attayi

G. Modifications to EUT

No modifications were required on the EUT.

H. Summary of Results

C) Summary of Results

1) AC LINE CONDUCTED EMISSIONS

To view the test results, see test report number RTS-0279-0602-01.

2) RADIATED EMISSIONS

a) Radiated Spurious and Harmonic Emissions

The radiated emissions from the EUT were measured as per FCC Part 15.247 and IC RSS-210. The EUT was placed on a nonconductive styrofoam table, 100 cm high that was positioned on a remotely controlled turntable. The test distance used between the EUT and the receiving antenna was three metres. The turntable was rotated to determine the azimuth of the peak emissions. Then the emissions were maximized by elevating the antenna in the range of 1 to 4 metres. The maximum emission level was recorded. The frequency range measured was from 30 MHz to 25.0 GHz. Both the horizontal and vertical polarisations of the emissions were measured.

The measurements were performed in a semi-anechoic chamber. The semi-anechoic chamber's FCC registration number is **778487** and the Industry Canada file number is **IC4240**.

The EUT was configured and operated to produce the maximum radiated emissions while still keeping within RIM's specifications.

The Handheld was measured in standalone configuration with Bluetooth transmitting in single frequency mode at low channel (0), middle channel (39) and high channel (78) and frequency hopping mode.

The system's radiated emission levels were compared with respect to the FCC CFR 47 Part 15, Subpart C, 15.247 and RSS-210.

The Bluetooth harmonics were investigated up to the 10th harmonic. The sample EUT had a worse case test margin of 8.5 dB at 4882.0 MHz using the peak detector and a worse case test margin of 1.9 dB at 4960.0 MHz using the average detector.

b) Band-Edge Compliance of RF Radiated Emissions

The Band-Edge Compliance of RF Radiated Emissions met the requirements as per 15.209.

See APPENDIX 1 for the test data.

RTS RIM Testing Services	EMI Test Report for the BlackBerry Wireless Handheld Model RBA41GW	
Test Report No. RTS-0279-0602-04	Dates of Test March 15-March 23, 2006 & April 4–April 11, 2006	Author Data M. Attayi

Sample Calculation:

Field Strength (dB μ V/M) is calculated as follows:

FS = Measured Level (dB μ V) + A.F. (dB/m) + Cable Loss (dB) - Preamp (dB) + Filter Loss (dB)

Measurement Uncertainty ± 4.0 dB

3) BLUETOOTH RF CONDUCTED EMISSIONS

a) 20 dB Bandwidth

The EUT met the requirements of the 20 dB bandwidth as per 47 CFR 15.247(a) and RSS-210. Low channel (0), middle channel (39) and high channel (78) were measured.

See APPENDIX 2 for the test data.

b) Carrier Frequency Separation

The EUT met the requirements of the carrier frequency separation as per 47 CFR 15.247(a) and RSS-210. Channel 38 to 39 was measured.

See APPENDIX 2 for the test data.

c) Number of Hopping Frequencies

The EUT met the requirements of the number of hopping frequencies as per 47 CFR 15.247(a) and RSS-210. The number of hopping channels measured was 79.

See APPENDIX 2 for the test data.

d) Time of Occupancy (Dwell Time)

The EUT met the requirements of the dwell time as per 47 CFR 15.247(a) and RSS-210. Low channel (0), middle channel (39) and high channel (78) were measured in DH1, DH3 and DH5 modes. Bluetooth was operating in frequency hopping (Euro/US) mode during the measurements.

See APPENDIX 2 for the test data.

e) Maximum Peak Conducted Output Power

The EUT met the requirements of the maximum peak conducted output power as per 47 CFR 15.247(b) and RSS-210. Low channel (0), middle channel (39) and high channel (78) were measured.

See APPENDIX 2 for the test data.

f) Band-Edge Compliance of RF Conducted Emissions

The EUT met the requirements of the band-edge compliance of RF conducted emissions as per 47 CFR 15.247(c) and RSS-210. Channels 0 and 78 were measured in frequency hopping (Euro/US) mode and single frequency mode.

RTS RIM Testing Services	EMI Test Report for the BlackBerry Wireless Handheld Model RBA41GW	
Test Report No. RTS-0279-0602-04	Dates of Test March 15-March 23, 2006 & April 4–April 11, 2006	Author Data M. Attayi

See APPENDIX 2 for the test data.

g) Spurious RF Conducted Emissions

The EUT met the requirements of the spurious RF conducted emissions as per 47 CFR 15.247(c) and RSS-210. The frequency range measured was 10 MHz to 26 GHz. Low channel (0), middle channel (39) and high channel (78) were measured in single frequency mode and frequency hopping (Euro/US) mode.

See APPENDIX 2 for the test data.

I. Compliance Test Equipment Used

<u>UNIT</u>	<u>MANUFACTURER</u>	<u>MODEL</u>	<u>SERIAL NUMBER</u>	<u>CAL DUE DATE</u> (YY MM DD)	<u>USE</u>
Preamplifier	Sonoma	310N/11909 A	185831	06-11-27	Radiated Emissions
Preamplifier system	TDK RF Solutions	PA-02	080010	06-11-25	Radiated Emissions
Hybrid Log Antenna	TDK	HLP-3003C	017401	06-07-21	Radiated Emissions
Horn Antenna	TDK	HRN-0118	130092	06-09-24	Radiated Emissions
Horn Antenna	TDK	HRN-0118	30101	06-07-21	Radiated Emissions
Horn Antenna	Emco	3116	2538	06-09-27	Radiated Emissions
Preamplifier	TDK	18-26	3002	06-11-28	Radiated Emissions
Dipole Antenna	Schwarzbeck	UHAP	973	06-12-13	Radiated Emissions
Dipole Antenna	Schwarzbeck	UHAP	974	06-09-21	Radiated Emissions
Universal Radio Communication Tester	Rohde & Schwarz	CMU 200	102204	06-06-09	Radiated Emissions
EMI Receiver	Rohde & Schwarz	ESIB-40	100255	06-04-27	Radiated Emissions
Universal Radio Communication Tester	Rohde & Schwarz	CMU 200	100251	06-05-19	Conducted Emissions
Spectrum Analyzer	HP	8563E	3745A08112	06-09-10	RF Conducted Emissions
DC Power Supply	HP	6632B	US37472178	07-09-14	RF Conducted Emissions
Environment Monitor	Control Company	1870	230355190	06-12-23	Radiated Emissions
Environment Monitor	Control Company	1870	230355189	06-12-23	RF Conducted Emissions
Temperature Probe	Hart Scientific	61161-302	21352860	06-09-28	Frequency Stability

RTS RIM Testing Services	EMI Test Report for the BlackBerry Wireless Handheld Model RBA41GW				
Test Report No. RTS-0279-0602-04	Dates of Test March 15-March 23, 2006 & April 4–April 11, 2006	Author Data M. Attayi			
Environmental Chamber	ESPEC Corp.	SH-240S1	91005607	N/R	Frequency Stability

RTS RIM Testing Services	EMI Test Report for the BlackBerry Wireless Handheld Model RBA41GW	
Test Report No. RTS-0279-0602-04	Dates of Test March 15-March 23, 2006 & April 4-April 11, 2006	Author Data M. Attayi

APPENDIX 1 – RADIATED EMISSIONS TEST DATA

RTS RIM Testing Services	EMI Test Report for the BlackBerry Wireless Handheld Model RBA41GW	
Test Report No. RTS-0279-0602-04	Dates of Test March 15-March 23, 2006 & April 4-April 11, 2006	Author Data M. Attayi

Radiated Emissions Test Results

Test Distance was 3.0 metres.

Bluetooth Band

April 4, 2006

The measurements were performed in single frequency and hopping mode (channels 0 to 78) at maximum output power.

Type	Channel	Frequency	Antenna		Reading (Peak)	Corrected Reading	Detector	Peak Limit	Diff. To Limit
		(MHz)	Type	Pol	(dBuV)	(dBuV)	AVE/PK	(dBuV/m)	(dB)
Handheld Standalone, vertical									
Single frequency mode Low Channel									
2 nd	0	4804.0	Horn	V	40.4	61.9	PK.	74	-12.1
2 nd	0	4804.0	Horn	H	44.2				
2 nd	0	4804.0	Horn	V	28.3	51.5	AVE.	54	-2.5
2 nd	0	4804.0	Horn	H	33.8				
The harmonics were investigated up to the 10 th harmonic. Emissions above the 2 nd harmonic were in the noise floor (NF)									
Single frequency mode Middle Channel									
2 nd	39	4882.0	Horn	V	39.1	65.5	PK.	74	-8.5
2 nd	39	4882.0	Horn	H	47.8				
2 nd	39	4882.0	Horn	V	27.3	50.2	AVE.	54	-3.8
2 nd	39	4882.0	Horn	H	32.5				
The harmonics were investigated up to the 10 th harmonic. Emissions above the 2 nd harmonic were in the NF									
Single frequency mode High Channel									
2 nd	78	4960.0	Horn	V	38.1	62.3	PK.	74	-11.7
2 nd	78	4960.0	Horn	H	44.6				
2 nd	78	4960.0	Horn	V	25.6	52.1	AVE.	54	-1.9
2 nd	78	4960.0	Horn	H	34.4				
The harmonics were investigated up to the 10 th harmonic. Emissions above the 2 nd harmonic were in the NF									

RTS RIM Testing Services	EMI Test Report for the BlackBerry Wireless Handheld Model RBA41GW	
Test Report No. RTS-0279-0602-04	Dates of Test March 15-March 23, 2006 & April 4–April 11, 2006	Author Data M. Attayi

Radiated Emissions Test Results con't

Bluetooth Band

April 4, 2006

Type	Channel	Frequency	Antenna		Reading (Peak)	Corrected Reading	Detector	Peak Limit	Diff. To Limit
		(MHz)	Type	Pol	(dBuV)	(dBuV)	AVE/PK	(dBuV/m)	(dB)
Handheld Standalone, vertical Hopping mode.									
2 nd	0-78	4804.0	Horn	V	37.8	60.9	PK.	74	-13.1
2 nd	0-78	4804.0	Horn	H	43.2				
2 nd	0-78	4804.0	Horn	V	29.2	49.2	AVE.	54	-4.8
2 nd	0-78	4804.0	Horn	H	31.5				
The harmonics were investigated up to the 10 th harmonic. Emissions above the 2 nd harmonic were in the noise floor (NF)									

Bluetooth Band-Edge Compliance of RF Radiated Emissions

April 5, 2006

Handheld standalone, vertical, Bluetooth in single frequency mode, channel 78.


The test distance was 3 metres.

Channel	Freq. (MHz)	Rx Antenna		Detector (PK, AVE.)	VBW (MHz)	Corrected Reading (dBuV/m)	Delta Marker (dB)	Corrected Band edge (dBuV/m)	Limit (dBuV/m)	Diff. To Limit (dB)
		Type	POL.							
78	2480.00	Horn	V	PK	1.0 MHz	86.35	40.7	45.65	74	-28.35
78	2480.00	Horn	H	PK	1.0 MHz	92.95	39	53.95	74	-20.05
78	2480.00	Horn	V	AVE.	10 Hz	79.45	40.7	38.75	54	-15.25
78	2480.00	Horn	H	AVE.	10 Hz	84.55	39	45.55	54	-8.45

The environmental test conditions were: Temperature 26°C
Pressure 1004 mb
Relative Humidity 22%

RTS RIM Testing Services	EMI Test Report for the BlackBerry Wireless Handheld Model RBA41GW	
Test Report No. RTS-0279-0602-04	Dates of Test March 15-March 23, 2006 & April 4-April 11, 2006	Author Data M. Attayi

Radiated Emissions Test Photo



RTS RIM Testing Services	EMI Test Report for the BlackBerry Wireless Handheld Model RBA41GW	
Test Report No. RTS-0279-0602-04	Dates of Test March 15-March 23, 2006 & April 4–April 11, 2006	Author Data M. Attayi

APPENDIX 2 – BLUETOOTH CONDUCTED EMISSIONS TEST DATA/PLOTS

RTS RIM Testing Services	EMI Test Report for the BlackBerry Wireless Handheld Model RBA41GW	
Test Report No. RTS-0279-0602-04	Dates of Test March 15-March 23, 2006 & April 4–April 11, 2006	Author Data M. Attayi

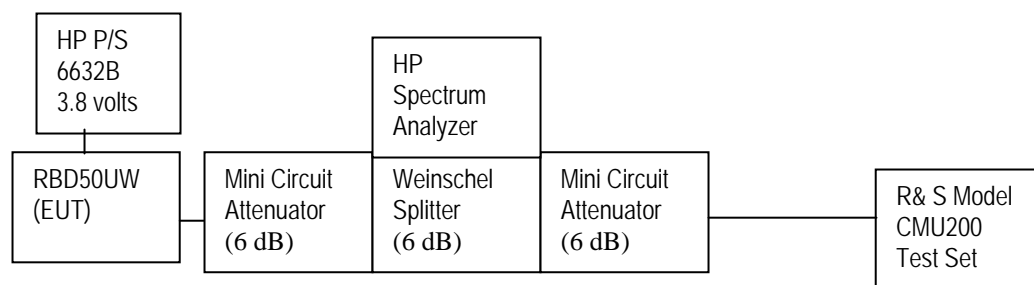
Bluetooth RF Conducted Emission Test Results

Test Equipment List

Test Instruments	Manufacturer	Model No.	Serial No.	Frequency Range
Spectrum Analyzer	HP	8563E	3745A0811 2	30 Hz – 26.5 GHz
Splitter	Weinschel	1515	ME092	DC – 18 GHz
Attenuator	Mini Circuit	MCL BW-S20W2	-	DC – 18 GHz
Attenuator	Mini Circuit	MCL BW-S6W2	-	DC – 18 GHz
Attenuator	Mini Circuit	MCL BW-S6W2	-	DC – 18 GHz
Universal Radio Communication Tester	Rohde & Schwarz	CMU200	100251	-
DC Power Supply	HP	6632B	US3747217 8	-

Bluetooth power output was at maximum for all the recorded measurements shown below.

Test Setup Diagram



A reference offset of 12.4 dB was applied to the spectrum analyzer reference level for the attenuators and coaxial cable loss in the test circuit.

RTS RIM Testing Services	EMI Test Report for the BlackBerry Wireless Handheld Model RBA41GW	
Test Report No. RTS-0279-0602-04	Dates of Test March 15-March 23, 2006 & April 4-April 11, 2006	Author Data M. Attayi

Bluetooth RF Conducted Emission Test Results cont'd

20 dB Bandwidth

The EUT met the requirements of the 20 dB bandwidth as per 47 CFR 15.247(a) and RSS-210. Low channel (0), middle channel (39) and high channel (78) were measured. Bluetooth was operating in single frequency mode using pattern type Static PRBS and packet type DH5 during the measurements.

Bluetooth Channel	Limit (MHz)	Measured Level (MHz)
0	≤ 1.0	0.870
39	≤ 1.0	0.913
78	≤ 1.0	0.913

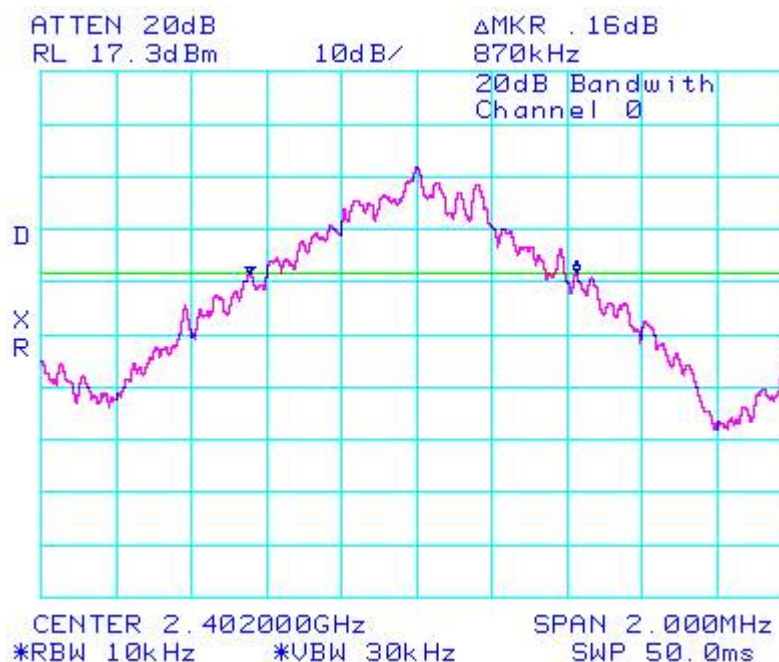
See figures 1 to 3 for the plots of the 20 dB bandwidth measurements.

The environmental test conditions were: Temperature 24°C

Pressure 1021 mb

Relative Humidity 24%

Figure 1: 20 dB Bandwidth, channel 0



RTS RIM Testing Services	EMI Test Report for the BlackBerry Wireless Handheld Model RBA41GW	
Test Report No. RTS-0279-0602-04	Dates of Test March 15-March 23, 2006 & April 4-April 11, 2006	Author Data M. Attayi

Bluetooth RF Conducted Emission Test Results cont'd

Figure 2: 20 dB Bandwidth, channel 39

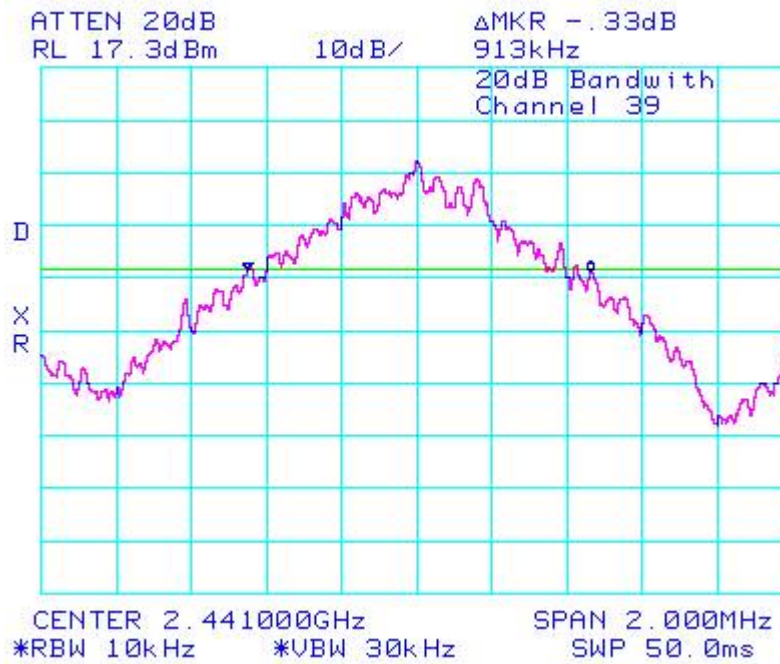
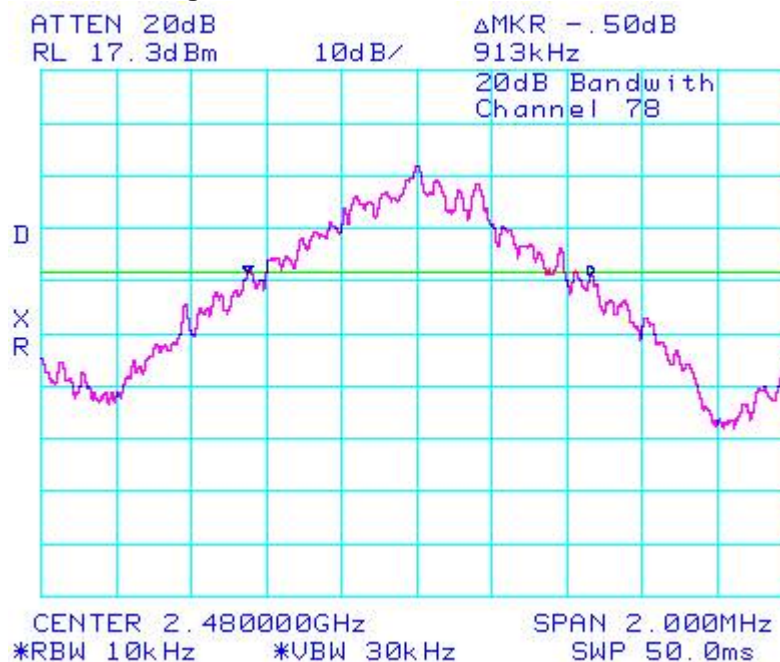


Figure 3: 20 dB Bandwidth, channel 78



RTS RIM Testing Services	EMI Test Report for the BlackBerry Wireless Handheld Model RBA41GW	
Test Report No. RTS-0279-0602-04	Dates of Test March 15-March 23, 2006 & April 4-April 11, 2006	Author Data M. Attayi

Bluetooth RF Conducted Emission Test Results cont'd

Carrier Frequency Separation

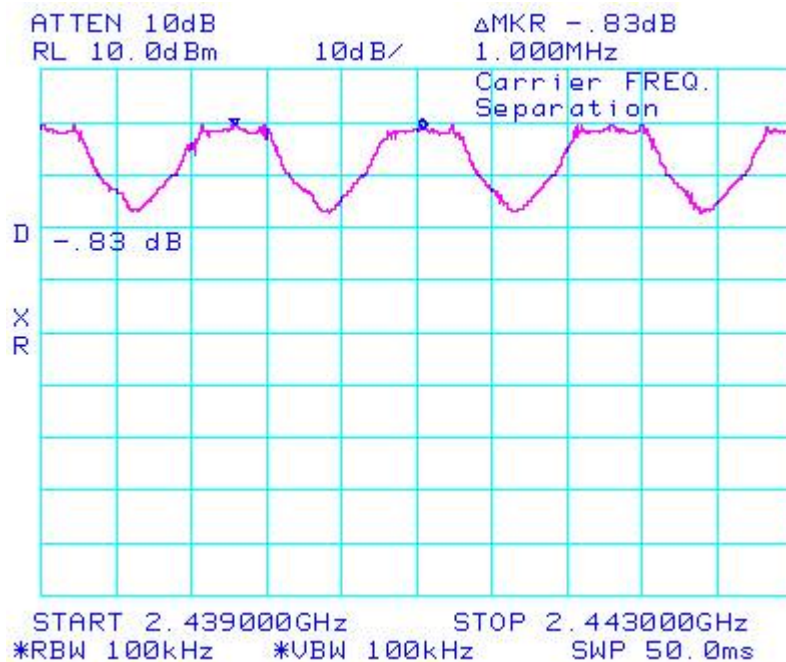
The EUT met the requirements of the Carrier Frequency Separation as per 47 CFR 15.247(a) and RSS-210. Channel 38 to 39 was measured. Bluetooth was operating in frequency hopping (Euro/US) mode using pattern type Static PRBS and packet type DH5 during the measurements.

Bluetooth Channels	Limit (MHz)	Measured Level (MHz)
38 to 39	≥ 0.025 or 20 dB bandwidth	1.000

The environmental test conditions were: Temperature 22°C
Pressure 1021 mb
Relative Humidity 24%

See figure 4 for the plot of the Carrier Frequency Separation measurement.

Figure 4: Carrier Frequency Separation, channel 38 to 39



RTS RIM Testing Services	EMI Test Report for the BlackBerry Wireless Handheld Model RBA41GW	
Test Report No. RTS-0279-0602-04	Dates of Test March 15-March 23, 2006 & April 4-April 11, 2006	Author Data M. Attayi

Bluetooth RF Conducted Emission Test Results cont'd

Number of Hopping Frequencies

The EUT met the requirements of the number of hopping frequencies as per 47 CFR 15.247(a) and RSS-210.

Bluetooth was operating in frequency hopping (Euro/US) mode using pattern type Static PRBS and packet type DH5 during the measurements.

Limit (CH)	Number of Hopping Frequencies (CH)
≥ 75	79

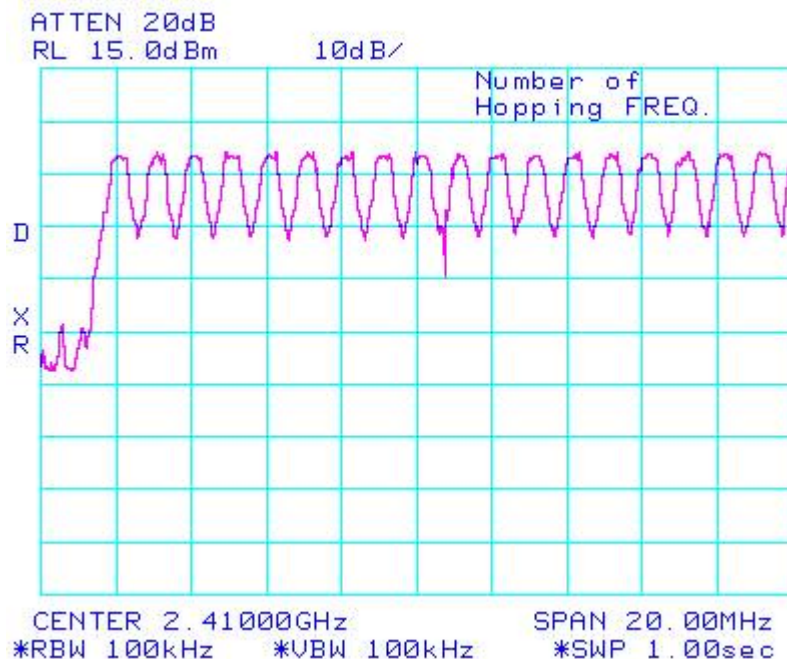
The environmental test conditions were: Temperature 24°C

Pressure 1013 mb

Relative Humidity 24%

See figures 5 to 8 for the plots of the number of hopping frequencies.

Figure 5: Number of Hopping Frequencies



RTS RIM Testing Services	EMI Test Report for the BlackBerry Wireless Handheld Model RBA41GW	
Test Report No. RTS-0279-0602-04	Dates of Test March 15-March 23, 2006 & April 4-April 11, 2006	Author Data M. Attayi

Bluetooth RF Conducted Emission Test Results cont'd

Figure 6: Number of Hopping Frequencies

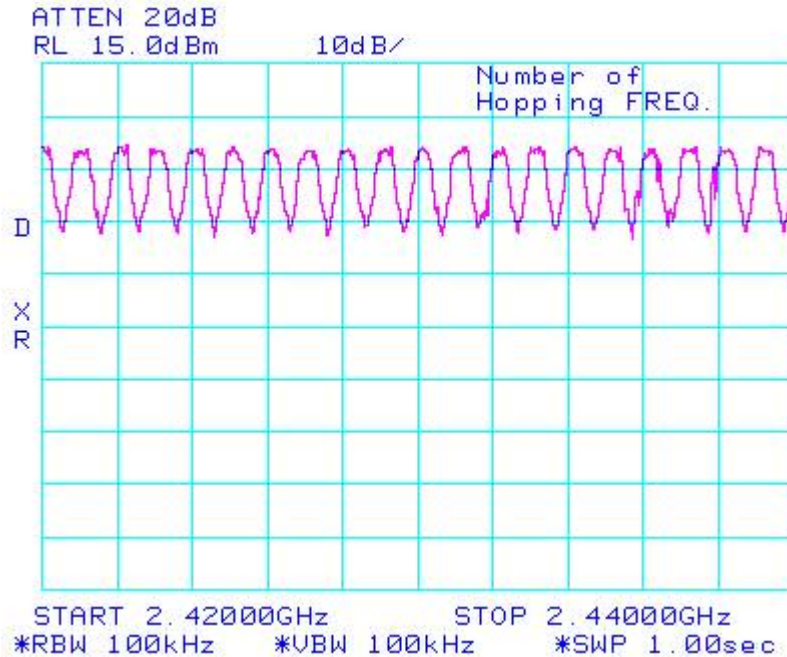
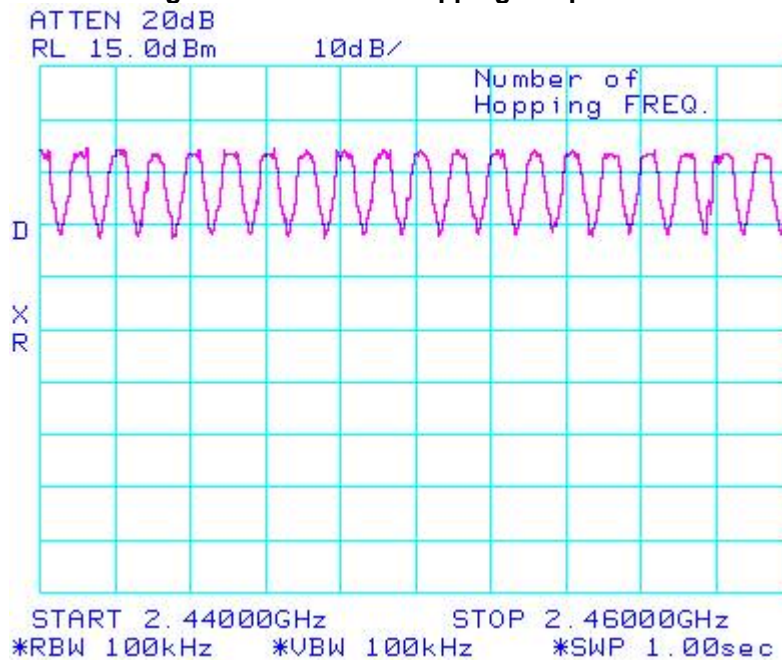


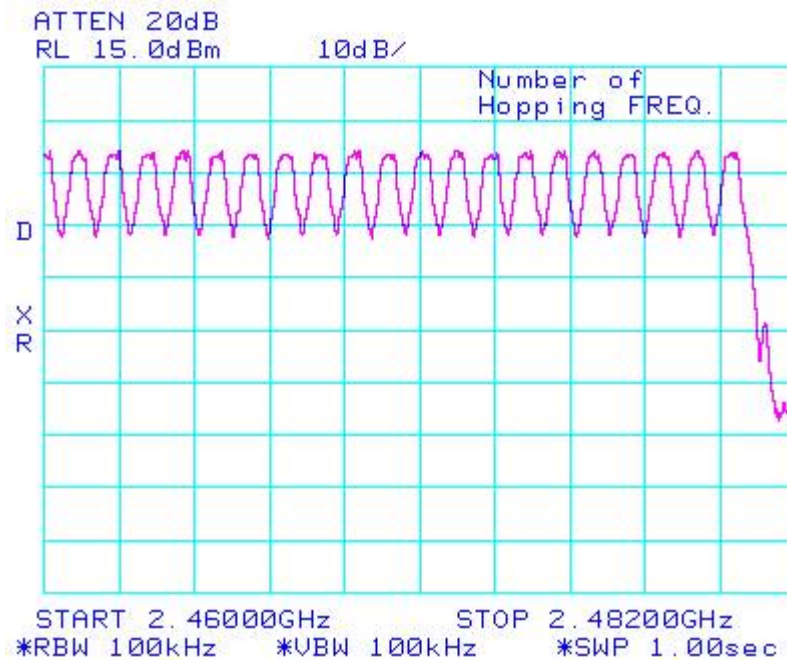
Figure 7: Number of Hopping Frequencies



RTS RIM Testing Services	EMI Test Report for the BlackBerry Wireless Handheld Model RBA41GW	
Test Report No. RTS-0279-0602-04	Dates of Test March 15-March 23, 2006 & April 4-April 11, 2006	Author Data M. Attayi

Bluetooth RF Conducted Emission Test Results cont'd

Figure 8: Number of Hopping Frequencies



RTS RIM Testing Services	EMI Test Report for the BlackBerry Wireless Handheld Model RBA41GW	
Test Report No. RTS-0279-0602-04	Dates of Test March 15-March 23, 2006 & April 4–April 11, 2006	Author Data M. Attayi

Bluetooth RF Conducted Emission Test Results cont'd

Time of Occupancy (Dwell Time)

The EUT met the requirements of the time of occupancy (dwell time) as per 47 CFR 15.247(a) and RSS-210. Low channel (0), middle channel (39) and high channel (78) were measured in packet types DH1, DH3 and DH5. Bluetooth was operating in frequency hopping (Euro/US) mode during the measurements.

The frequency hopping is 1600 hops per second for a dwell time of 625 μ sec. for 79 channels.

A DH1 packet needs one time slot for transmitting and one time slot for receiving. The frequency hopping is 800 hops per second with 79 channels which is 10.127 times per second. As per 15.247(a) (iii) "The average time of occupancy on any channel shall not be greater than 0.4 seconds within a period of 0.4 seconds multiplied by the number of hopping channels employed". Therefore for 31.6 seconds (79x0.4) there are 320.0 times of appearance.

A DH3 packet needs one time slot for transmitting and one time slot for receiving. The frequency hopping is 400 hops per second with 79 channels which is 5.06 times per second. Therefore for 31.6 seconds there are 159.9 times of appearance.

A DH5 packet needs one time slot for transmitting and one time slot for receiving. The frequency hopping is 266.7 hops per second with 79 channels which is 3.38 times per second. Therefore for 31.6 seconds there are 106.8 times of appearance.

Bluetooth Channel	Mode	Tx Time (ms)	Dwell Time/31.6 sec. (msec.)	Limit (msec.)	Margin (msec.)
0	DH1	0.4533	. 4530 x 320.0 = 144.96	400	255.04
39	DH1	0.4600	. 4600 x 320.0 = 147.20	400	252.80
78	DH1	0.4500	. 4500 x 320.0 = 144.00	400	256.00
0	DH3	1.7333	1.733 x 159.9 = 277.11	400	122.89
39	DH3	1.7333	1.733 x 159.9 = 277.11	400	122.89
78	DH3	1.7247	1.724 x 159.9 = 275.67	400	124.33
0	DH5	2.9900	2.990 x 106.8 = 319.33	400	80.67
39	DH5	3.0073	3.007 x 106.8 = 321.15	400	78.85
78	DH5	2.9813	2.9813 x 106.8 = 318.40	400	81.60

The environmental test conditions were: Temperature 22°C
Pressure 1020 mb
Relative Humidity 24%

See figures 9 to 17 for the plots of the dwell time.

RTS RIM Testing Services	EMI Test Report for the BlackBerry Wireless Handheld Model RBA41GW	
Test Report No. RTS-0279-0602-04	Dates of Test March 15-March 23, 2006 & April 4-April 11, 2006	Author Data M. Attayi

Bluetooth RF Conducted Emission Test Results cont'd

Figure 9: Dwell Time, Low Channel, Packet Type DH1

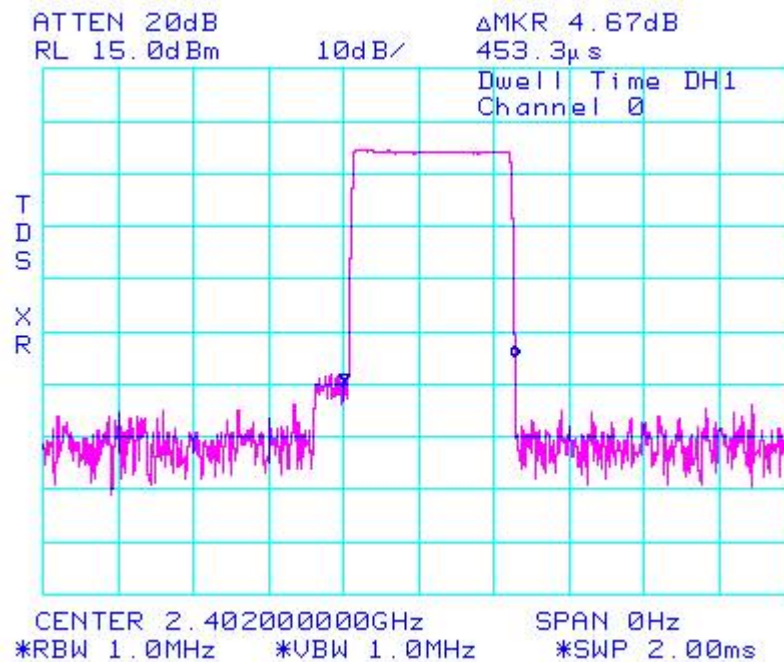
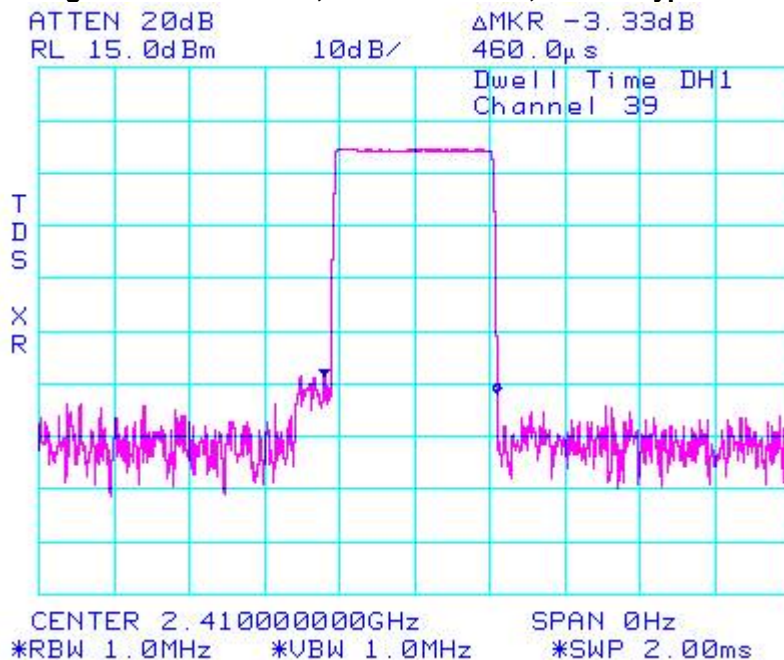


Figure 10: Dwell Time, Middle Channel, Packet Type DH1



RTS RIM Testing Services	EMI Test Report for the BlackBerry Wireless Handheld Model RBA41GW	
Test Report No. RTS-0279-0602-04	Dates of Test March 15-March 23, 2006 & April 4-April 11, 2006	Author Data M. Attayi

Bluetooth RF Conducted Emission Test Results cont'd

Figure 11: Dwell Time, High Channel, Packet Type DH1

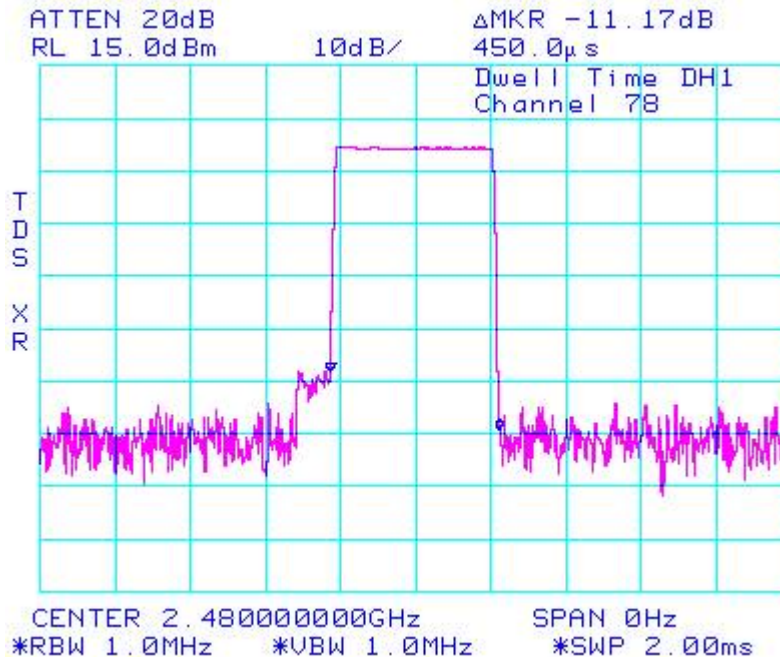
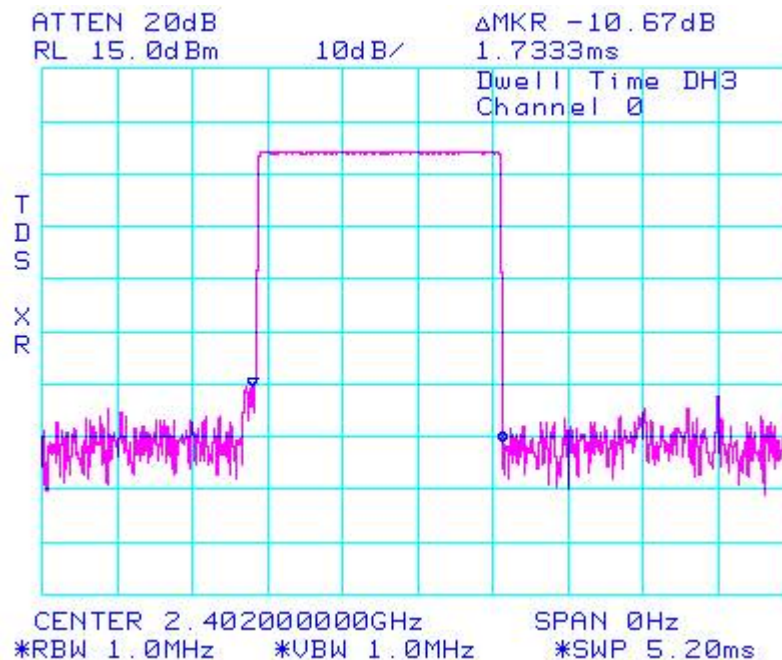
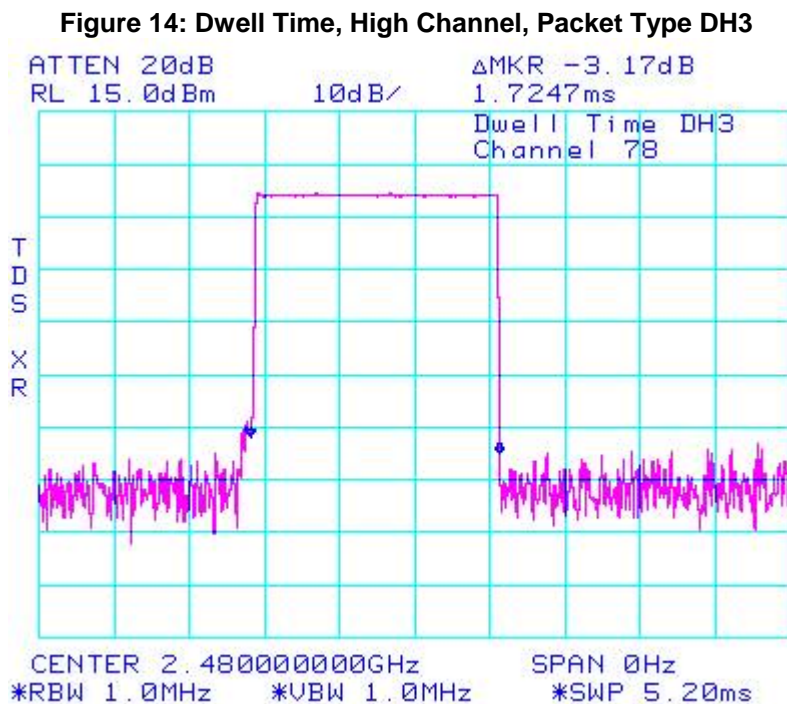
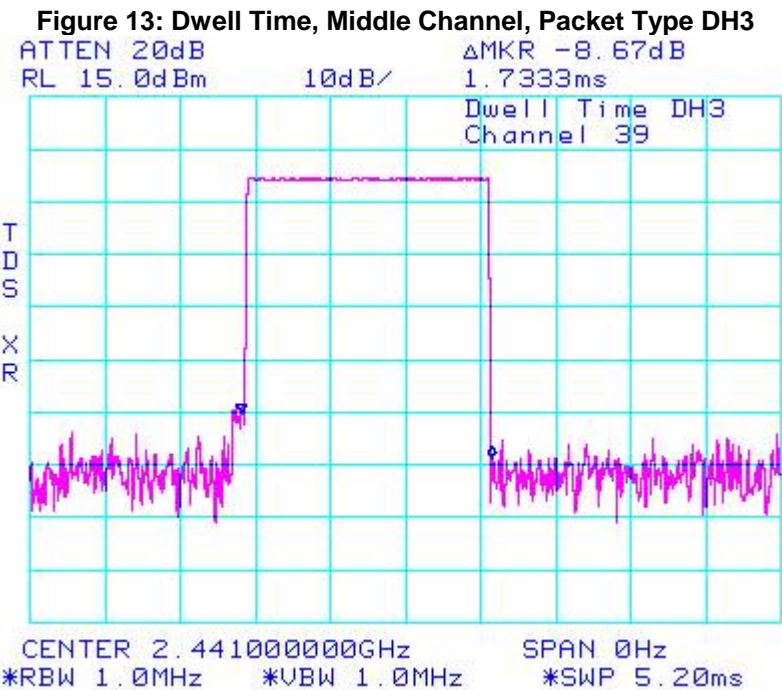


Figure 12: Dwell Time, Low Channel, Packet Type DH3



RTS RIM Testing Services	EMI Test Report for the BlackBerry Wireless Handheld Model RBA41GW	
Test Report No. RTS-0279-0602-04	Dates of Test March 15-March 23, 2006 & April 4-April 11, 2006	Author Data M. Attayi

Bluetooth RF Conducted Emission Test Results cont'd



RTS RIM Testing Services	EMI Test Report for the BlackBerry Wireless Handheld Model RBA41GW	
Test Report No. RTS-0279-0602-04	Dates of Test March 15-March 23, 2006 & April 4-April 11, 2006	Author Data M. Attayi

Bluetooth RF Conducted Emission Test Results cont'd

Figure 15: Dwell Time, Low Channel, Packet Type DH5

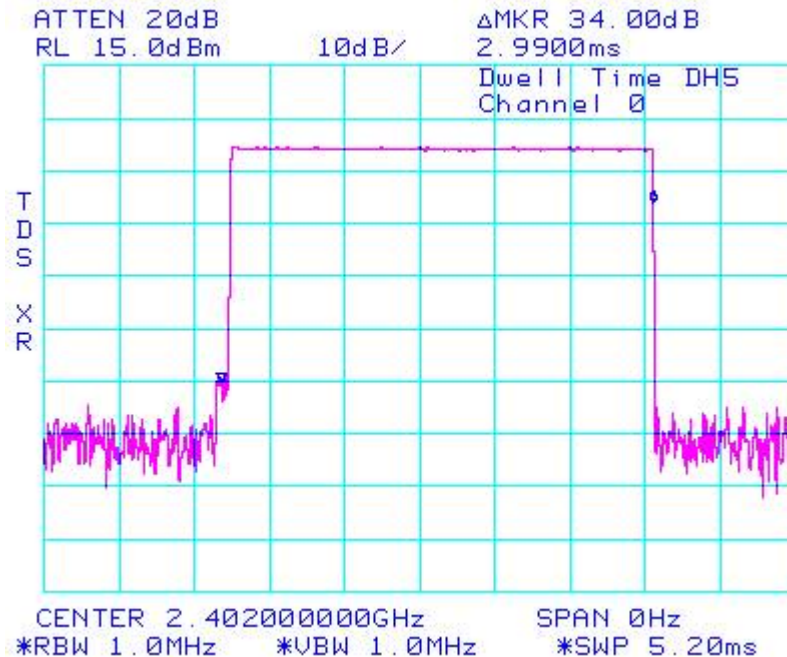
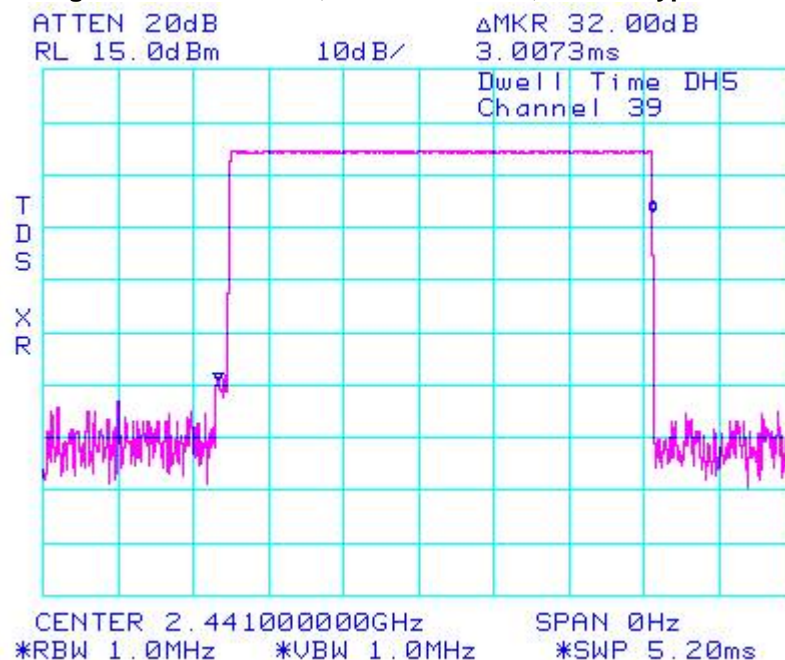
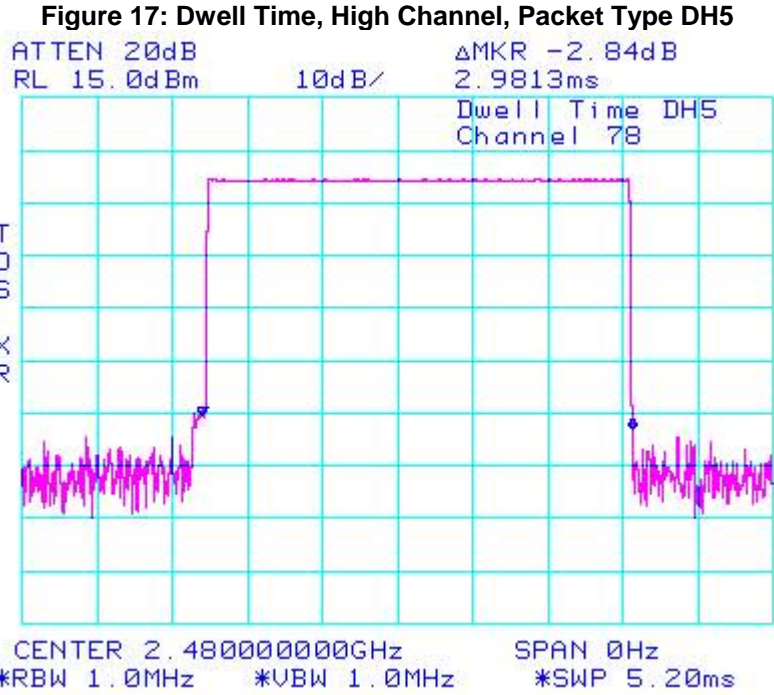


Figure 16: Dwell Time, Middle Channel, Packet Type DH5



RTS RIM Testing Services	EMI Test Report for the BlackBerry Wireless Handheld Model RBA41GW	
Test Report No. RTS-0279-0602-04	Dates of Test March 15-March 23, 2006 & April 4-April 11, 2006	Author Data M. Attayi

Bluetooth RF Conducted Emission Test Results cont'd



RTS RIM Testing Services	EMI Test Report for the BlackBerry Wireless Handheld Model RBA41GW	
Test Report No. RTS-0279-0602-04	Dates of Test March 15-March 23, 2006 & April 4-April 11, 2006	Author Data M. Attayi

Bluetooth RF Conducted Emission Test Results cont'd

Maximum Peak Conducted Output Power

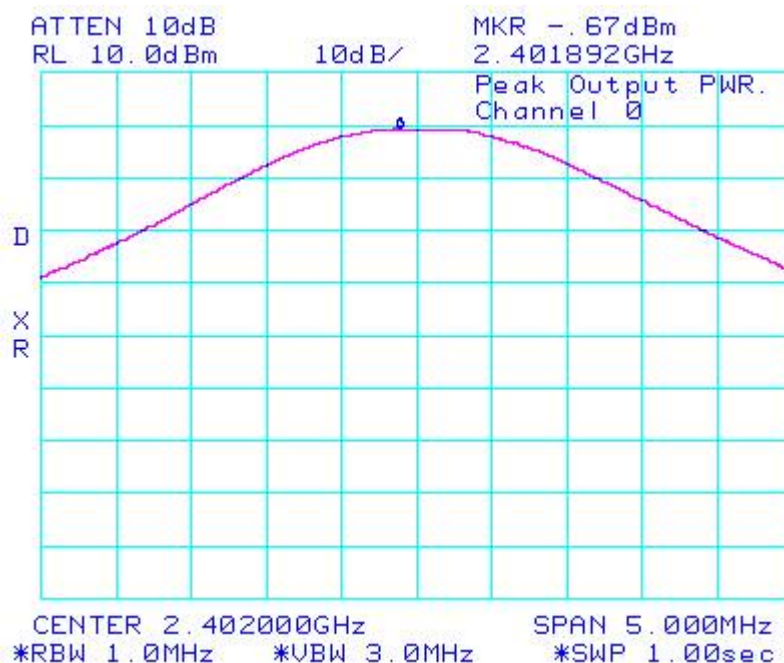
The EUT met the requirements of the maximum peak conducted output power of class 2 as per 47 CFR 15.247(b) and RSS-210. Low channel (0), middle channel (39) and high channel (78) were measured. Bluetooth was operating in single frequency mode during the measurements. A reference offset of 12.4 dB was applied to the spectrum analyzer reference level for the coaxial cable loss and attenuators in the test circuit.

Bluetooth Channel	Measured Level (dBm)	Class 2 Limit (dBm)
0	-0.67	-6.0 to 4.0
39	-0.50	-6.0 to 4.0
78	-0.67	-6.0 to 4.0

The environmental test conditions were: Temperature 22°C
Pressure 1020 mb
Relative Humidity 24%

See figures 18 to 20 for the plots of the maximum peak conducted output power.

Figure 18: Maximum Peak Conducted Output Power



RTS RIM Testing Services	EMI Test Report for the BlackBerry Wireless Handheld Model RBA41GW	
Test Report No. RTS-0279-0602-04	Dates of Test March 15-March 23, 2006 & April 4-April 11, 2006	Author Data M. Attayi

Bluetooth RF Conducted Emission Test Results cont'd

Figure 19: Maximum Peak Conducted Output Power

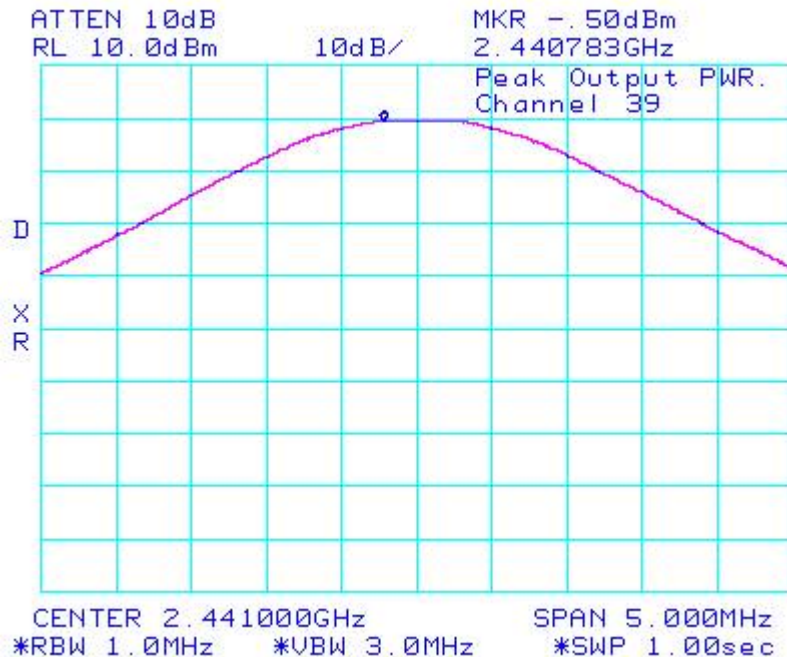
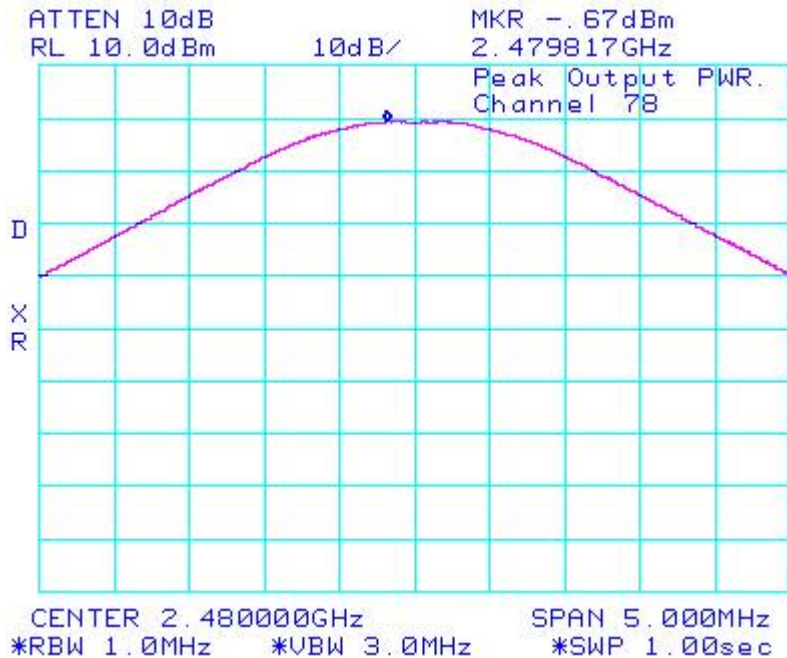


Figure 20: Maximum Peak Conducted Output Power



RTS RIM Testing Services	EMI Test Report for the BlackBerry Wireless Handheld Model RBA41GW	
Test Report No. RTS-0279-0602-04	Dates of Test March 15-March 23, 2006 & April 4-April 11, 2006	Author Data M. Attayi

Bluetooth RF Conducted Emission Test Results cont'd

Band Edge Compliance

The EUT met the requirements of the band edge compliance as per 47 CFR 15.247(c) and RSS-210. Low channel (0) and high channel (78) were measured. Bluetooth was operating in single frequency and hopping mode using pattern type Static PRBS and packet type DH5 during the measurements.

Bluetooth Channel	Operating Mode	Measured Level (dBc)	Limit (dBc)	Margin (dB)
0	Single Frequency	-33.50	-20	13.50
0 - 78	Hopping	-35.50	-20	15.5
78	Single Frequency	-32.16	-20	12.16
0 - 78	Hopping	-32.50	-20	12.5

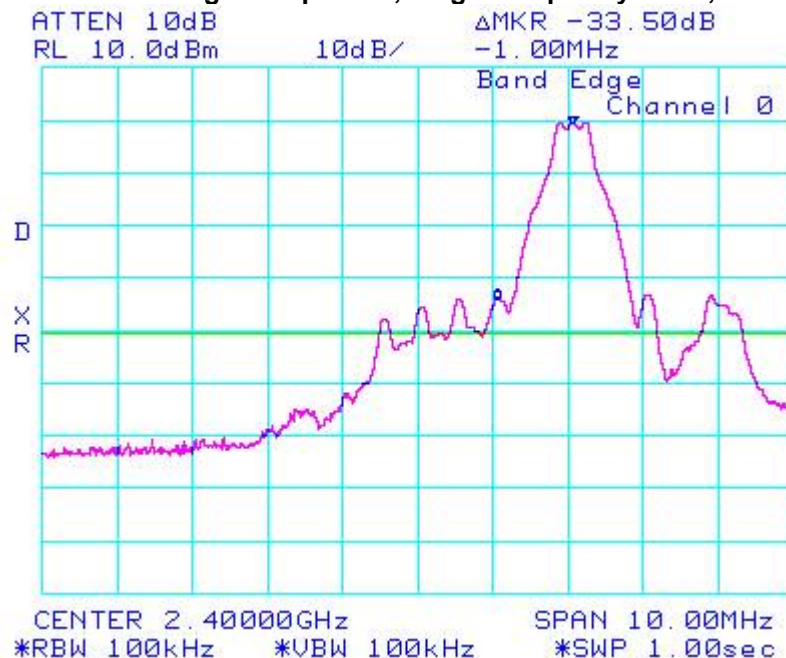
The environmental test conditions were: Temperature 22°C

Pressure 1020 mb

Relative Humidity 24%

See figures 21 to 24 for the plots of the band edge compliance measurements.

Figure 21: Band Edge Compliance, Single Frequency Mode, Channel 0



RTS RIM Testing Services	EMI Test Report for the BlackBerry Wireless Handheld Model RBA41GW	
Test Report No. RTS-0279-0602-04	Dates of Test March 15-March 23, 2006 & April 4-April 11, 2006	Author Data M. Attayi

Bluetooth RF Conducted Emission Test Results cont'd

Figure 22: Band Edge Compliance, Hopping Frequency Mode, Channel 0

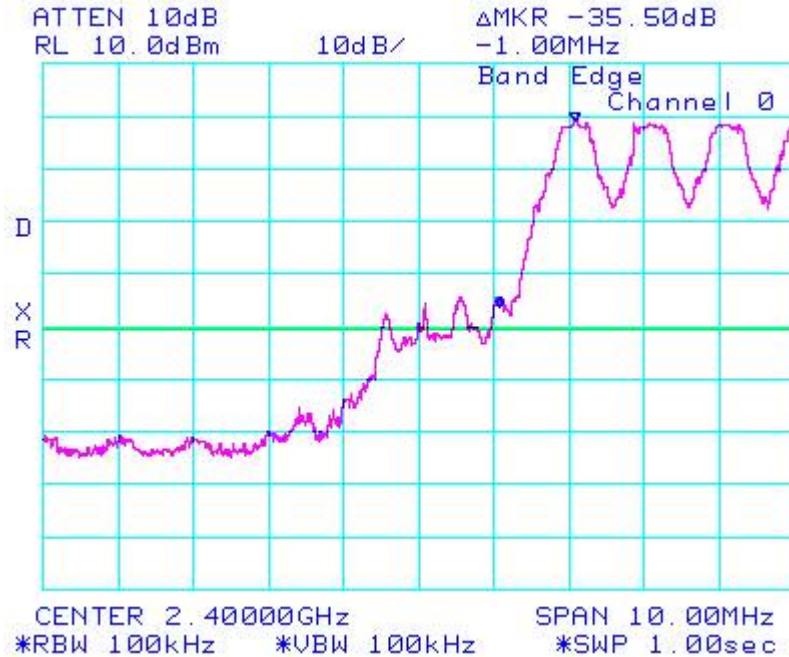
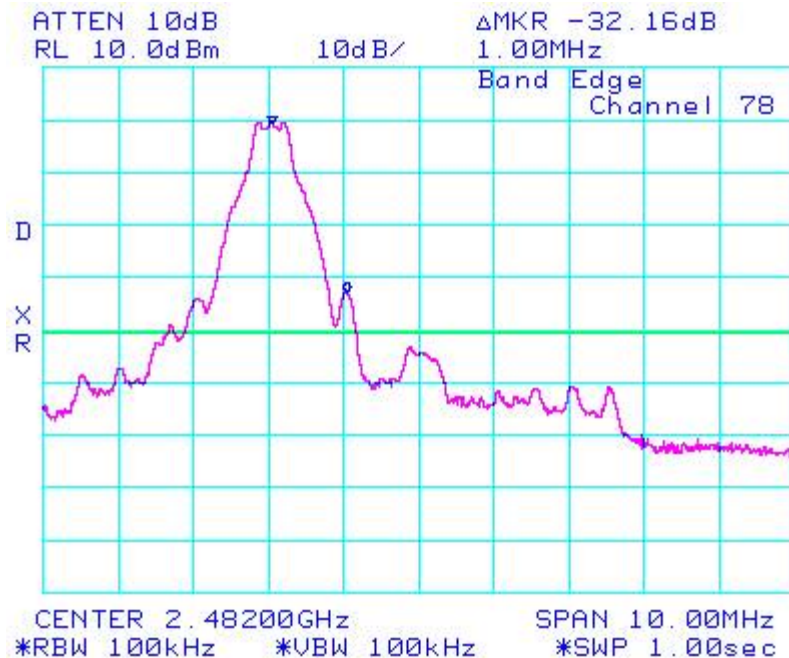


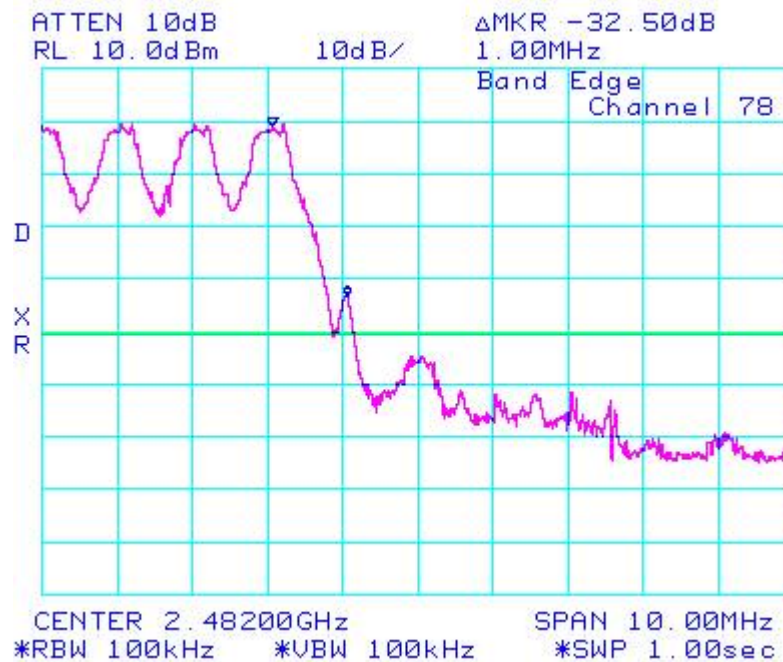
Figure 23: Band Edge Compliance, Single Frequency Mode, Channel 78



RTS RIM Testing Services	EMI Test Report for the BlackBerry Wireless Handheld Model RBA41GW	
Test Report No. RTS-0279-0602-04	Dates of Test March 15-March 23, 2006 & April 4-April 11, 2006	Author Data M. Attayi

Bluetooth RF Conducted Emission Test Results cont'd

Figure 24: Band Edge Compliance, Hopping Frequency Mode, Channel 78



RTS RIM Testing Services	EMI Test Report for the BlackBerry Wireless Handheld Model RBA41GW	
Test Report No. RTS-0279-0602-04	Dates of Test March 15-March 23, 2006 & April 4-April 11, 2006	Author Data M. Attayi

Bluetooth RF Conducted Emission Test Results cont'd

Spurious RF Conducted Emissions

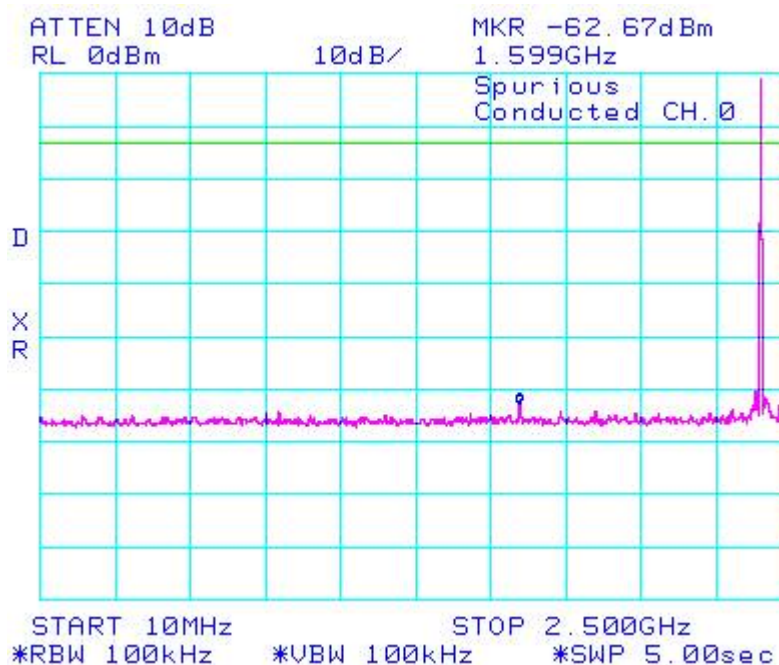
The EUT met the requirements of the spurious RF conducted emissions as per 47 CFR 15.247(c) and RSS-210. Low channel (0) and high channel (78) were measured. Bluetooth was operating in single frequency mode using pattern type Static PRBS and packet type DH5 during the measurements. A reference offset of 12.4 dB was applied to the spectrum analyzer reference level for the attenuators and coaxial cable loss in the test circuit.

Bluetooth Channel	Channel Power (dBm)	Max. Measured Level from dBc	Limit (dBc)
0	-0.67	-49.33	-20
39	-0.50	-52.00	-20
78	-0.67	-48.83	-20
Hopping mode	-0.50	-51.67	-20

The environmental test conditions were: Temperature 22°C
Pressure 1020 mb
Relative Humidity 24%

See figures 25 to 33 for the plots of the Spurious RF Conducted Emissions.

Figure 25: Spurious RF Conducted Emissions, Channel 0



RTS RIM Testing Services	EMI Test Report for the BlackBerry Wireless Handheld Model RBA41GW	
Test Report No. RTS-0279-0602-04	Dates of Test March 15-March 23, 2006 & April 4-April 11, 2006	Author Data M. Attayi

Bluetooth RF Conducted Emission Test Results cont'd

Figure 26: Spurious RF Conducted Emissions, Channel 0

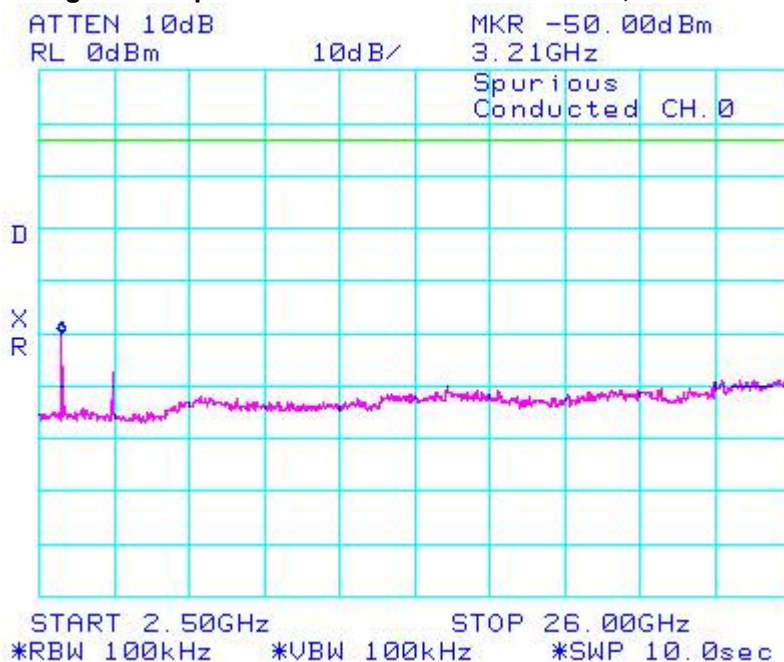
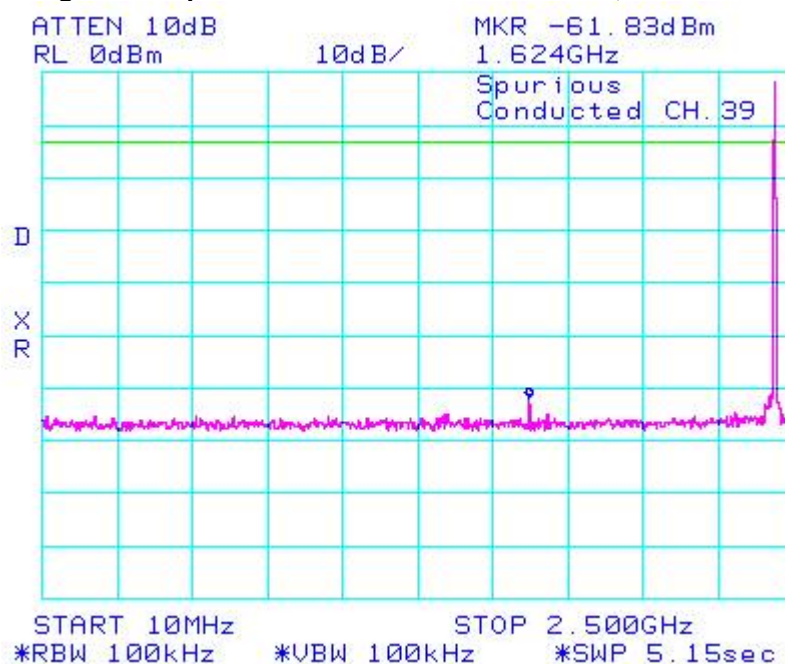


Figure 27: Spurious RF Conducted Emissions, Channel 39



RTS RIM Testing Services	EMI Test Report for the BlackBerry Wireless Handheld Model RBA41GW	
Test Report No. RTS-0279-0602-04	Dates of Test March 15-March 23, 2006 & April 4-April 11, 2006	Author Data M. Attayi

Bluetooth RF Conducted Emission Test Results cont'd

Figure 28: - Spurious RF Conducted Emissions, Channel 39

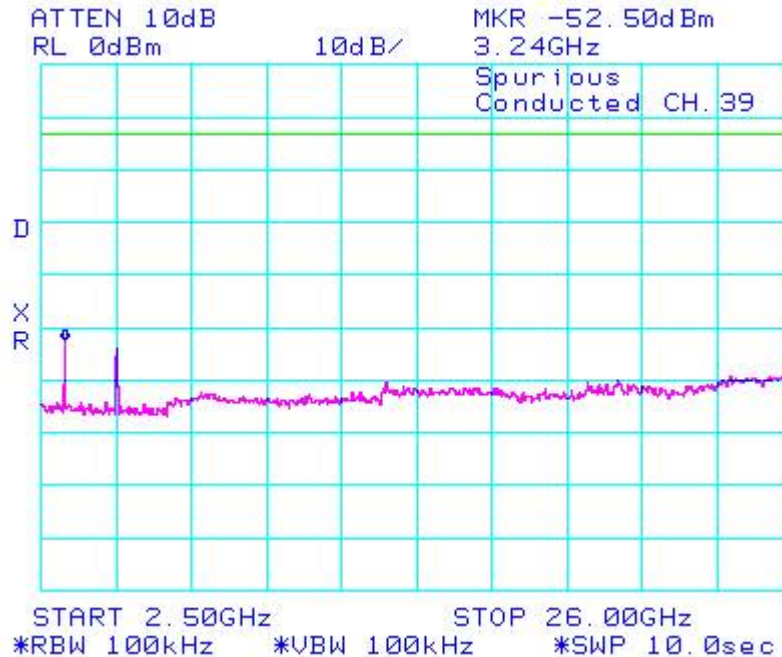
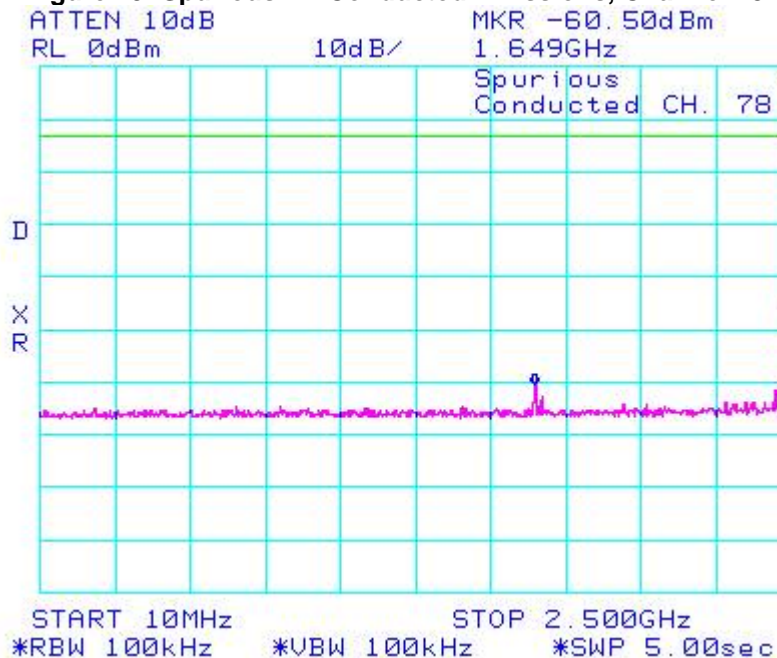


Figure 29: Spurious RF Conducted Emissions, Channel 78



RTS RIM Testing Services	EMI Test Report for the BlackBerry Wireless Handheld Model RBA41GW	
Test Report No. RTS-0279-0602-04	Dates of Test March 15-March 23, 2006 & April 4-April 11, 2006	Author Data M. Attayi

Bluetooth RF Conducted Emission Test Results cont'd

Figure 30: Spurious RF Conducted Emissions, Channel 78

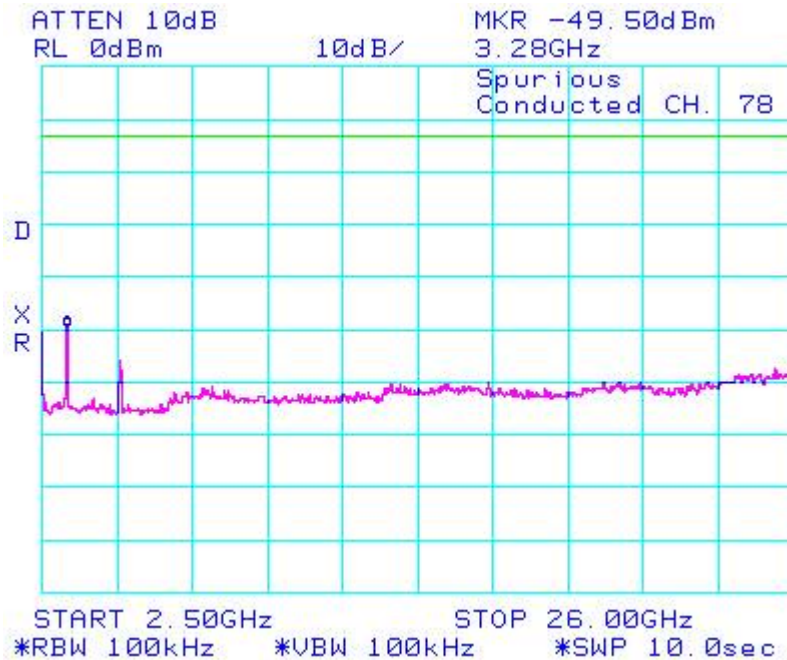
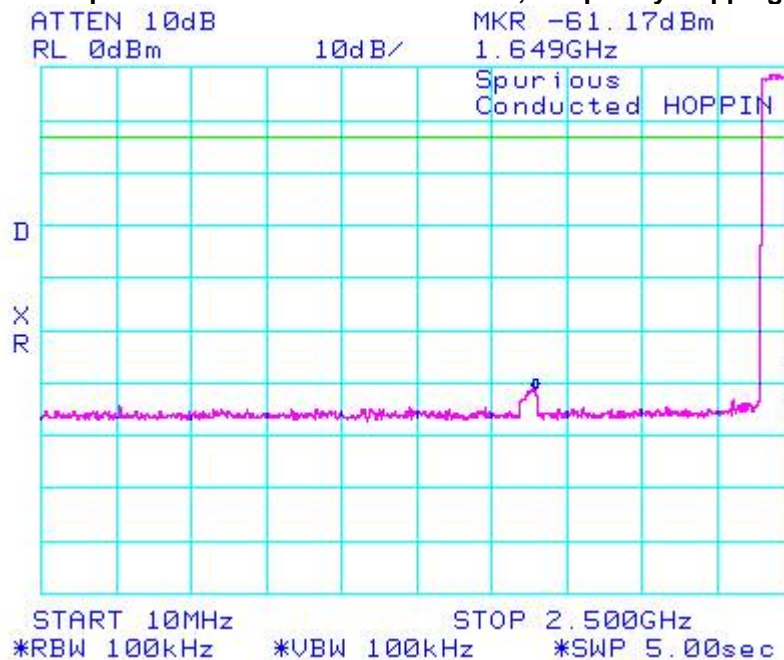


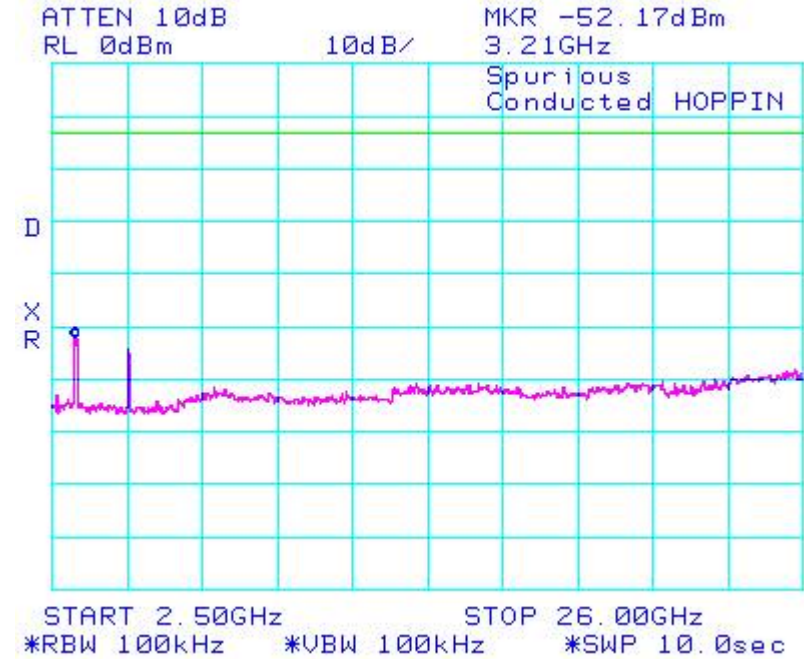
Figure 31: Spurious RF Conducted Emissions, Frequency Hopping Mode



RTS RIM Testing Services	EMI Test Report for the BlackBerry Wireless Handheld Model RBA41GW	
Test Report No. RTS-0279-0602-04	Dates of Test March 15-March 23, 2006 & April 4-April 11, 2006	Author Data M. Attayi

Bluetooth RF Conducted Emission Test Results cont'd

Figure 32: Spurious RF Conducted Emissions, Frequency Hopping Mode



RTS RIM Testing Services	EMI Test Report for the BlackBerry Wireless Handheld Model RBA41GW	
Test Report No. RTS-0279-0602-04	Dates of Test March 15-March 23, 2006 & April 4-April 11, 2006	Author Data M. Attayi

Bluetooth RF Conducted Emission Test-Setup Photo

