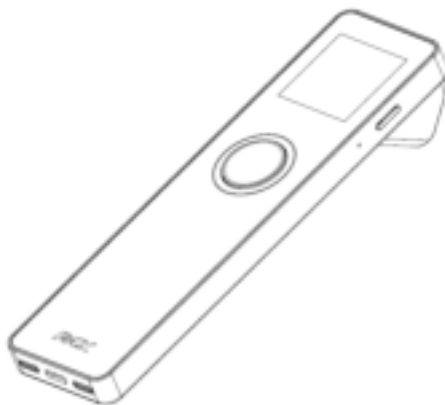




Installation Manual

T3300 Data Service Terminal



PAX Technology Limited

1. Contents Checklist

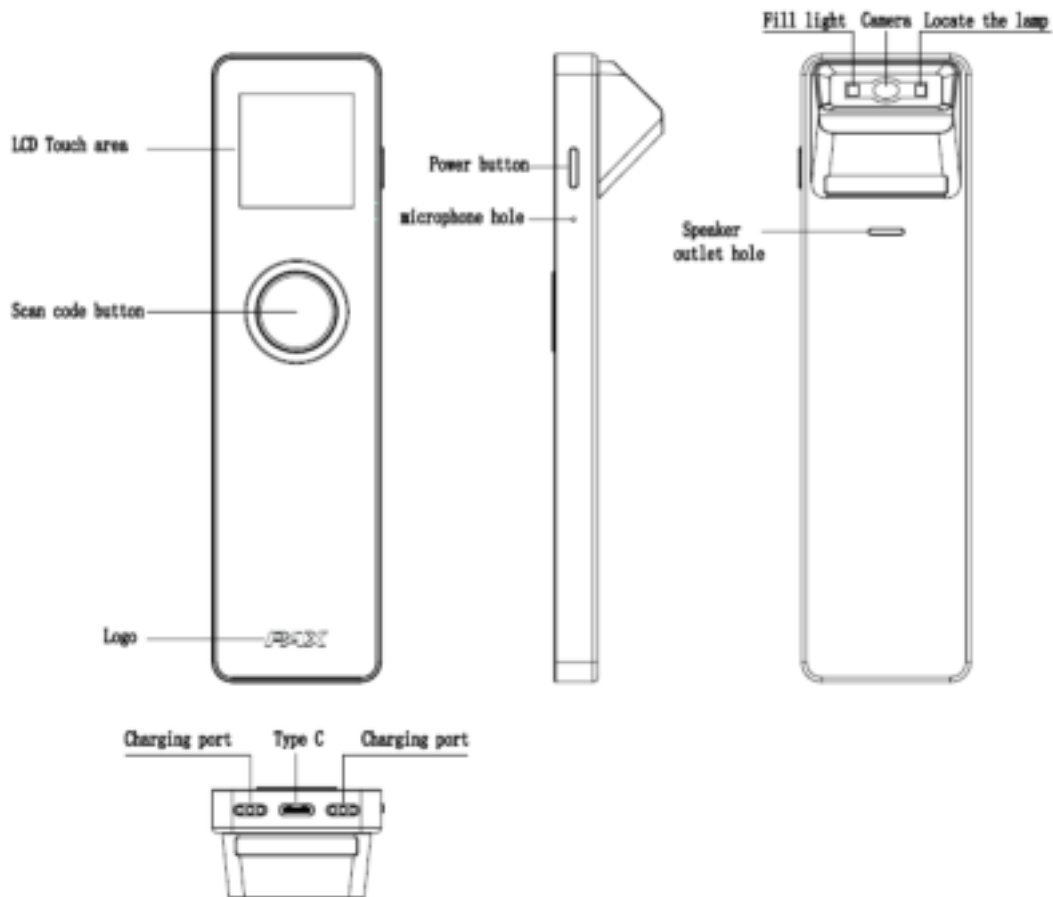
Please check the components after unpacking. If any are missing, please contact the dealer.

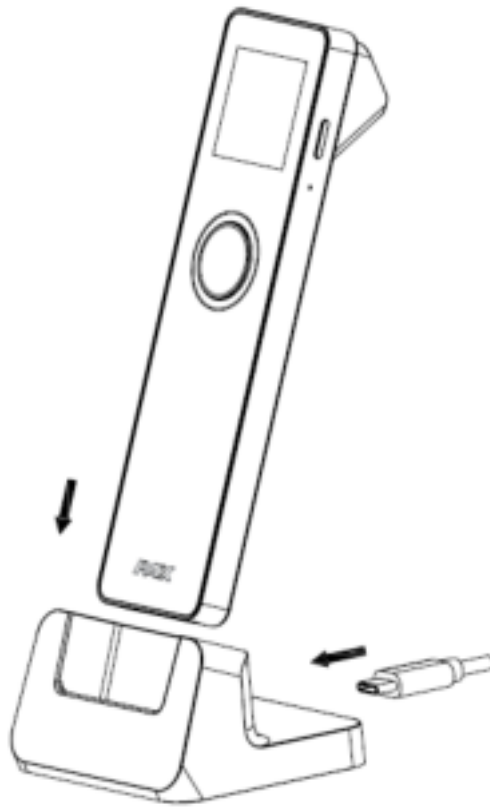
Name	Qty
T3300 Data Service Terminal	1
T3300 Base	1
USB Cable	1

Congratulations on receiving your PAX Technology payment terminal. We do hope you enjoy it! The box you have just opened should contain the following items:

- 1 x T3300 Data Service Terminal
- 1 x T3300 Base
- 1 x USB Cable

2. Description





3. Installation

- **Type-C port:** Connect Power or Hub.
- **Type-C port:** Connect USB device.
- **Pogopin Port:** Connect Base device.

4. Instructions

- **Power ON/OFF**
- **Power on:** Press and hold the Power button (on the top side) for three seconds until the circular LED light up.
- **Power off:** Press and hold the Power button (on the top side) for three seconds until the shutdown menu appears, tap “Shutdown”, The terminal will be turned off after a few seconds.

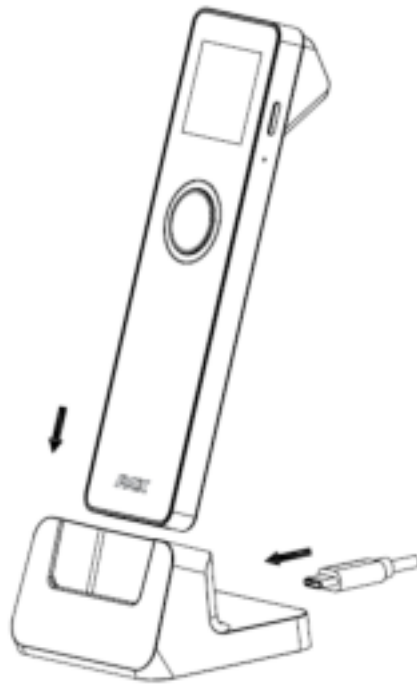
5. Specifications

- **Operation System:** Linux

- **CPU:** ARM Cortex-A7 DualCore,1GHz processor
- **Memory:**128MB DDR3 DRAM, 128MB NAND Flash ROM
- **Display:**1.54 Inch, resolution:240*240, single-touch capacitive touch screen.
- **Audio:** Built-in speaker/Built-in MIC
- **Camera:** 2 mega-pixel camera
- **Wireless Communication:** Support Wi-Fi®2.4/5G, **Bluetooth®** 5.0
- **Peripheral Ports:** 1 x Type-C ports,1 x Pogo pin port
- **Type-C power port:**DC 5V+/- 5% 1A

6. Terminal Installation and Usage Tips

- 1) Please use in the normal environment indoor and outdoor, avoid wet and water.
- 2) Instal the T3300 Base. Plug in TypeC port in the Base.
- 3) Place the T3300 in the right direction as the Description picture shows.
- 4) The T3300 will Power ON when place T3300 on the Base.



- 5) Press the power Key to shutdown the T3300 when not use it.
Press the power Key until the shutdown menu appears, press the menu to shutdown T3300.
- 6) Charge the T3300 in two ways:
Place T3300 on the Base with Type C plug in or plug Type C into T3300.

PAX Technology Limited reserves the right to change product technology specifications at any time.

7. Specification

- Avoid placing this product in direct sunlight for extended periods, nor in environments with excessively high temperature, moisture or dust.
- Only qualified personnel should repair this product.
- Do not plug/unplug any units of the product when it is power on, otherwise it may damage the internal circuit.

8. Important Safety Warning

- Do not place the terminal or battery in direct sunlight, nor in environments with excessively high temperatures, smoke, dust, or dampness.
- Do not attempt to disassemble the battery, nor insert or use foreign objects to penetrate the casing. Never place the battery in a fire or excessively hot surfaces. Take care not to drop the battery. Excessive external shocks or pressure could cause battery liquid leakage or result in the battery catching fire or even exploding. Keep the battery well away from children and animals.
- Immediately replace any battery which appears to be deformed, expanded or in an overheated state.
- We recommend you only use power adaptors supplied by PAX Technology. If you must use 3rd party supplier accessories, please ensure specifications meet exactly those recommended for our products, which must comply with international and local regulations & standards. Non-compatible power supplies, chargers or batteries could cause fires or even explosions, and will invalidate any product warranty.
- Charge the battery when the indicator level is low, but make sure to never charge a battery continuously for more than 24 hours. If a battery is not used for a long time, please charge it at least once every 6 months to avoid overcharge or discharge damage. For long-term optimal product performance, it is recommended that a battery be replaced after 2 years of continual usage.
- When disposing of the device, battery, or accessories, please do so responsibly and according to local regulations. These are not household waste items. Improper disposal of the battery could cause a fire or explosion, and any liquid leakage could be damaging to the environment and toxic to humans & animals.

Replacement of a battery with an incorrect type that can defeat a safeguard (for example, in the case of some lithium battery types);

- Disposal of a battery into fire or a hot oven, or mechanically crushing or cutting of a battery, can result in an explosion;

- Leaving a battery in an extremely high temperature surrounding environment can result in an explosion or the leakage of _ammable liquid or gas;
- A battery subjected to extremely low air pressure that may result in an explosion or the leakage of _ammable liquid or gas.

FCC Regulations:

This device complies with part 15 of the FCC Rules. Operation is subject to the following two conditions: (1) This device may not cause harmful interference, and (2) this device must accept any interference received, including interference that may cause undesired operation.

This device has been tested and found to comply with the limits for a Class B digital device, pursuant to Part 15 of the FCC Rules. These limits are designed to provide reasonable protection against harmful interference in a residential installation. This equipment generates, uses and can radiated radio frequency energy and, if not installed and used in accordance with the instructions, may cause harmful interference to radio communications. However, there is no guarantee that interference will not occur in a particular installation. If this equipment does cause harmful interference to radio or television reception, which can be determined by turning the equipment off and on, the user is encouraged to try to correct the interference by one or more of the following measures:

- Reorient or relocate the receiving antenna.
- Increase the separation between the equipment and receiver.
- Connect the equipment into an outlet on a circuit different from that to which the receiver is connected.
- Consult the dealer or an experienced radio/TV technician for help.

Caution: Changes or modifications not expressly approved by the party responsible for compliance could void the user's authority to operate the equipment.

FCC RF Exposure Information (SAR)

This device is designed and manufactured not to exceed the emission limits for exposure to radio frequency (RF) energy set by the Federal Communications Commission of the United States.

During SAR testing, this device is set to transmit at its highest certified power level in all tested frequency bands, and placed in positions that simulate RF exposure in usage near the body. Although the SAR is determined at the highest certified power level, the actual SAR level of the while operating can be well below the maximum value. This is because

the device is designed to operate at multiple power levels so as to use only the power required to reach the network. In general, the closer you are to a wireless base station antenna, the lower the power output.

The exposure standard for wireless employs a unit of measurement known as the Specific Absorption Rate, or SAR. The SAR limit set by the FCC is 1.6W/kg.

The FCC has granted an Equipment Authorization for this model device with all reported SAR levels evaluated as in compliance with the FCC RF exposure guidelines. SAR information on this model device is on file with the FCC and can be found under the Display Grant section of www.fcc.gov/oet/ea/fccid after searching on FCC ID: V5PT3300

To ensure that RF exposure levels below the levels tested, use accessories with this equipment to maintain a minimum separation distance of 1.5 cm between the body of the user and the device. For this device, the highest reported SAR value for usage near the body is 1.09 W/kg

While there may be differences between the SAR levels of various devices and at various positions, they all meet the government requirement.

ISED Notice

This device complies with Innovation, Science and Economic Development Canada license-exempt RSS standard(s). Operation is subject to the following two conditions:

- (1) this device may not cause interference, and
- (2) this device must accept any interference, including interference that may cause undesired operation of the device.

Le présent appareil est conforme aux CNR Innovation, Sciences et Développement économique Canada applicables aux appareils radio exempts de licence. L'exploitation est autorisée aux deux conditions suivantes:

- (1) l'appareil ne doit pas produire de brouillage, et
- (2) l'utilisateur de l'appareil doit accepter tout brouillage radioélectrique subi, même si le brouillage est susceptible d'en

IC: 11689A-T3300

ISED Radiation Exposure Statement

This EUT is in compliance with SAR for general population/uncontrolled exposure limits in ISED RSS-102 and had been tested in accordance with the measurement methods and procedures specified in IEC/IEEE 62209-1528. This device and its antenna(s) must not be co-located or operating in conjunction with any other antenna or transmitter.

Cet appareil est conforme aux limites d'exposition DAS incontrôlée pour la population générale de la norme CNR-102 science de l'innovation et le développement économique Canada et a été testé en conformité avec les méthodes de mesure et procédures

spécifiées dans IEC/IEEE 62209-1528. Cet appareil et sa ou ses antennes ne doivent pas être co-localisés ou fonctionner en conjonction avec tout autre antenne ou transmetteur.

This device has been tested for compliance with IC SAR values at a typical operating near the body. To ensure that RF exposure levels below the levels tested, use accessories with this equipment to maintain a minimum separation distance of 1.5 cm between the body of the user and the device. These accessories should not contain metallic components. It is possible that the accessories used close to the body that do not meet these requirements are not consistent with the SAR limits and it is advisable to avoid using them.

Ce dispositif a été testé pour la conformité avec les valeurs SAR à un fonctionnement typique près du corps . Pour assurer que les niveaux d'exposition aux radiofréquences en deçà des niveaux testés , utiliser des accessoires avec cet équipement pour maintenir une distance de séparation minimale de 1.5 cm entre le corps de l'utilisateur et l'appareil. Ces accessoires ne doivent pas contenir des composants métalliques . Il est possible que les accessoires utilisés près du corps qui ne répondent pas à ces exigences ne sont pas compatibles avec les limites SAR et il est conseillé d'éviter de les utiliser.

9. Environmental Parameters

- **Working Environment:** Temperature (for battery discharge mode) : -10°C ~50°C(14°F ~ 122°F) ; Temperature (for charge mode) : 0°C~45°C
- **Storage Environment:** Temperature:-20°C ~ 70°C(-4°F ~ 158°F)
- **Humidity:** 5% ~ 95% (non-condensing)



PAX Technology Limited

Manufacturer: PAX Computer Technology (Shenzhen) Co. Ltd.

Address: 4/F, No.3 Building, Software Park, Second Central Science-Tech Road, High-Tech Industrial Park, Shenzhen, Guangdong, China.

Tel: +86 755 86169630

Website: <http://www.pax.com.cn>