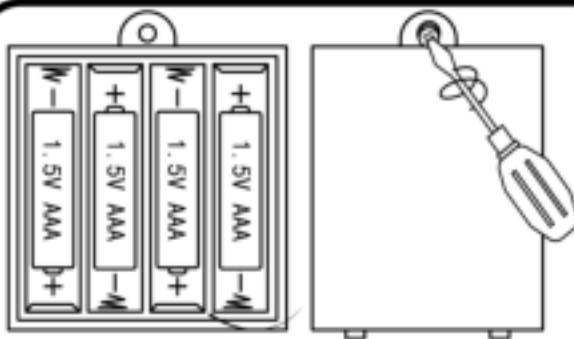
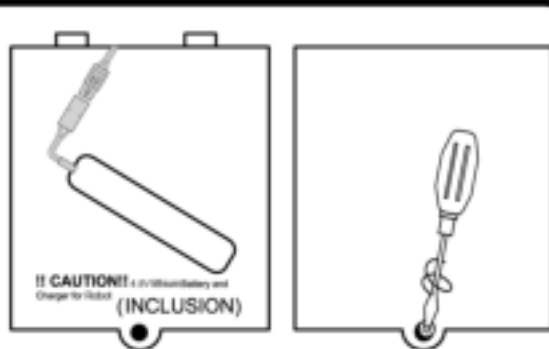


## BATTERY INSTALLATION FUNCTION



**A** USE 4 "AAA" SIZE BATTERY  
(NOT INCLUSION)



**B**

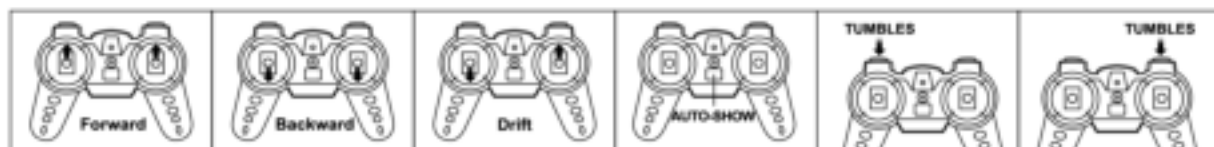
### CAUTIONS:

Any improper use of batteries might lead to liquid leakage, heat and splits. Pay attention to the following items:

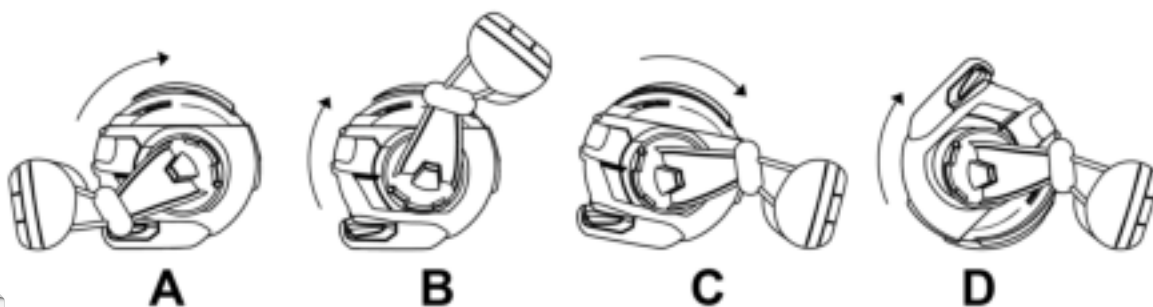
- (1) Do not use new batteries and old ones at the same time.
- (2) Do not use batteries of different brands at the same time.
- (3) Do not install batteries to wrong + or - poles
- (4) While installing motor parts, push it 30 degrees upward gently with the tip of one finger.

### WAY OF USE AND PAY ATTENTION TO THE FOLLOWINGS:

Do must let children play under the adult.  
Do not put small parts into the mouth, avoid eating.  
Do not touch the fire, it hasn't a function on ultraviolet radiation.  
Be included in small toys to not suitable under 3 years to play.  
Please take note that the product may vary from the picture and the illustration of the package.  
If the exterior a product the disposition and the specification is changed, excuse us.



## PRODUCT DEMO



#### FCC Caution:

This device complies with part 15 of the FCC Rules. Operation is subject to the following two conditions: (1) This device may not cause harmful interference, and (2) this device must accept any interference received, including interference that may cause undesired operation. Any changes or modifications not expressly approved by the party responsible for compliance could void the user's authority to operate the equipment.

NOTE: This equipment has been tested and found to comply with the limits for a Class B digital device, pursuant to Part 15 of the FCC Rules. These limits are designed to provide reasonable protection against harmful interference in a residential installation. This equipment generates, uses and can radiate radio frequency energy and, if not installed and used in accordance with the instructions, may cause harmful interference to radio communications. However, there is no guarantee that interference will not occur in a particular installation.

If this equipment does cause harmful interference to radio or television reception, which can be determined by turning the equipment off and on, the user is encouraged to try to correct the interference by one or more of the following measures:

- Reorient or relocate the receiving antenna.
- Increase the separation between the equipment and receiver.
- Connect the equipment into an outlet on a circuit different from that to which the receiver is connected.
- Consult the dealer or an experienced radio/TV technician for help.

The device has been evaluated to meet general RF exposure requirement. The device can be used in portable exposure condition without restriction.