

Company: MikroTik

Product Name: 5aCD Module


Report No.: MIKO60 Test Setup Photos

**PHOTOS - TEST SETUP**



## **1. Test Setup Photographs**

### **1.1.1. Test Setup**




27dBi TX Spurious 1-18GHz

**1.1.2. Test Setup - RE#1 - Radiated Emissions - 3m Chamber**



16dBi TX Spurious 1-18GHz




9dBi TX Spurious 1-18GHz





**Title:** MIKO60 Module Test Setup Photos  
**To:**  
**Serial #:**  
**Issue Date:** 05 September 2017  
**Page:** 5 of 9

---



Transmitter Emissions 1-18GHz


---

This test report may be reproduced in full only. The document may only be updated by MiCOM Labs personnel. All changes will be noted in the Document History section of the report.



**Title:** MIKO60 Module Test Setup Photos  
**To:**  
**Serial #:**  
**Issue Date:** 05 September 2017  
**Page:** 6 of 9

---



Transmitter Emissions 30M-1GHz

---

This test report may be reproduced in full only. The document may only be updated by MiCOM Labs personnel. All changes will be noted in the Document History section of the report.

### **1.1.3. Test Setup - RF#1 - Conducted**



RF Conducted





575 Boulder Court  
Pleasanton, California 94566, USA  
Tel: +1 (925) 462 0304  
Fax: +1 (925) 462 0306  
[www.micomlabs.com](http://www.micomlabs.com)



