



## **Appendix III**

### **Setup Photographs**


RADIATED RF MEASUREMENT SETUP (9kHz ~ 30 MHz-X axis)



RADIATED RF MEASUREMENT SETUP (9kHz ~ 30 MHz-Y axis)




RADIATED RF MEASUREMENT SETUP (9kHz ~ 30 MHz-Z axis)




RADIATED RF MEASUREMENT SETUP (30MHz ~ 1 GHz-X axis)



RADIATED RF MEASUREMENT SETUP (30MHz ~ 1 GHz-Y axis)




RADIATED RF MEASUREMENT SETUP (30MHz ~ 1 GHz-Z axis)





RADIATED RF MEASUREMENT SETUP (ABOVE 1 GHz-X axis)



RADIATED RF MEASUREMENT SETUP (ABOVE 1 GHz-Y axis)



RADIATED RF MEASUREMENT SETUP (ABOVE 1 GHz-Z axis)



POWERLINE CONDUCTED EMISSIONS MEASUREMENT SETUP

