



### 13. SETUP PHOTOS



**ANTENNA PORT CONDUCTED RF MEASUREMENT SETUP AND  
RADIATED EMISSIONS MEASUREMENT CONFIGURATION**




ANTENNA PORT CONDUCTED PHOTO



X POSITION




Y POSITION




Z POSITION

**AC POWER LINE CONDUCTED**



FRONT PHOTO



BACK PHOTO

**END OF REPORT**