



7. EMC TEST SETUP PHOTOGRAPHS OF THE TEST CONFIGURATION

CONDUCTED EMISSION TEST



TEST MODE A




TEST MODE B




RADIATED EMISSION TEST TEST MODE A



TEST MODE B



TEST MODE C



SAR Test Setup Photos

BLUETOOTH ANTENNA:



WIRELESS LAN ANTENNA: MAIN ANTENNA



AUXILIARY ANTENNA



DESCRIPTION OF ASSESSMENT POSITION

A. RIGHT HEAD POSITION:



B. LEFT HEAD POSITION:



C. BODY POSITION:

The front of the EUT with belt clip, contacted to the flat phantom with 0mm separation distance.

**BODY POSITION****BELT CLIP**