

TEST REPORT

Application No.: SZCR2412004929AT
Applicant: ASAP Technology(Jiangxi) Co., Ltd.
Address of Applicant: Ji'an Industrial Park, Ji'an, 343100, Jiangxi, China
Manufacturer: ASAP Technology(Jiangxi) Co., Ltd.
Address of Manufacturer: Ji'an Industrial Park, Ji'an, 343100, Jiangxi, China
Equipment Under Test (EUT):
EUT Name: Walkie Talkie
Model No.: 100070695
Trade Mark:



FCC ID: 2APXNLWT008
Standard(s) : 47 CFR Part 95, Subpart B
Date of Receipt: 2024-12-31
Date of Test: 2025-01-02 to 2025-02-17
Date of Issue: 2025-02-18

Test Result:	Pass*
---------------------	--------------

* In the configuration tested, the EUT complied with the standards specified above.

Keny Xu

Keny Xu
EMC Laboratory Manager



SGS-CSTC Standards Technical Services Co., Ltd.
Shenzhen Branch Technical Services Co., Ltd. EMC Laboratory

Unless otherwise agreed in writing, this document is issued by the Company subject to its General Conditions of Service printed overleaf, available on request or accessible at <https://www.sgs.com/en/Terms-and-Conditions>. Attention is drawn to the limitation of liability, indemnification and jurisdiction issues defined therein. Any holder of this document is advised that information contained hereon reflects the Company's findings at the time of its intervention only and within the limits of Client's instructions, if any. The Company's sole responsibility is to its Client and this document does not exonerate parties to a transaction from exercising all their rights and obligations under the transaction documents. This document cannot be reproduced except in full, without prior written approval of the Company. Any unauthorized alteration, forgery or falsification of the content or appearance of this document is unlawful and offenders may be prosecuted to the fullest extent of the law. Unless otherwise stated the results shown in this test report refer only to the sample(s) tested and such sample(s) are retained for 30 days only.
Attention: To check the authenticity of testing / inspection report & certificate, please contact us at telephone: (86-755) 8307 1443, or email: CN.Doccheck@sgs.com

No. 1 Workshop, M-10, Middle Section, Science & Technology Park, Nanshan District, Shenzhen, Guangdong, China 518057 t (86-755) 26012053 f (86-755) 26710594 www.sgs.com.cn
 中国·广东·深圳市南山区科技园中区M-10栋1号厂房 邮编: 518057 t (86-755) 26012053 f (86-755) 26710594 sgs.china@sgs.com




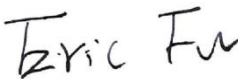
SGS-CSTC Standards Technical Services Co., Ltd. Shenzhen Branch

SZEMC-TRF-01 Rev. A/1

Report No.: SZCR241200492902

Page: 2 of 40

Revision Record				
Version	Chapter	Date	Modifier	Remark
01		2025-02-18		Original

Authorized for issue by:				
				
		Edison Li/Project Engineer		
				
		Eric Fu/Reviewer		



Unless otherwise agreed in writing, this document is issued by the Company subject to its General Conditions of Service printed overleaf, available on request or accessible at <https://www.sgs.com/en/Terms-and-Conditions>. Attention is drawn to the limitation of liability, indemnification and jurisdiction issues defined therein. Any holder of this document is advised that information contained hereon reflects the Company's findings at the time of its intervention only and within the limits of Client's instructions, if any. The Company's sole responsibility is to its Client and this document does not exonerate parties to a transaction from exercising all their rights and obligations under the transaction documents. This document cannot be reproduced except in full, without prior written approval of the Company. Any unauthorized alteration, forgery or falsification of the content or appearance of this document is unlawful and offenders may be prosecuted to the fullest extent of the law. Unless otherwise stated the results shown in this test report refer only to the sample(s) tested and such sample(s) are retained for 30 days only.

Attention: To check the authenticity of testing /inspection report & certificate, please contact us at telephone: (86-755) 8307 1443, or email: CN.Doccheck@sgs.com

No.1 Workshop, M-10, Middle Section, Science & Technology Park, Nanshan District, Shenzhen, Guangdong, China 518057 t (86-755) 26012053 f (86-755) 26710594 www.sgs.com.cn
中国·广东·深圳市南山区科技园中区M-10栋1号厂房 邮编: 518057 t (86-755) 26012053 f (86-755) 26710594 sgs.china@sgs.com

2 Test Summary

Radio Spectrum Technical Requirement				
Item	Standard	Method	Requirement	Result
Antenna Requirement	47 CFR Part 95, Subpart B	N/A	47 CFR Part 95, Subpart B 95.587(b)	Pass

Radio Spectrum Matter Part				
Item	Standard	Method	Requirement	Result
Frequency Stability	47 CFR Part 95, Subpart B	ANSI/TIA-603-E:2016	47 CFR FCC Part95.565 & FCC Part2.1055;	Pass
Effective Radiated Power (ERP)	47 CFR Part 95, Subpart B	ANSI/TIA-603-E:2016	47 CFR FCC Part95.567 & FCC Part2.1046;	Pass
Occupied Bandwidth	47 CFR Part 95, Subpart B	ANSI/TIA-603-E:2016	47 CFR FCC Part 95.573 & FCC Part2.1049;	Pass
Modulation characteristics	47 CFR Part 95, Subpart B	ANSI/TIA-603-E:2016	47 CFR FCC Part 95.575 & FCC Part2.1047;	Pass
Radiated Spurious Emissions	47 CFR Part 95, Subpart B	ANSI/TIA-603-E:2016	47 CFR FCC Part 95.579 & FCC Part2.1053;	Pass

Note:

E.U.T./EUT means Equipment Under Test.

Pass means the test result passed the test standard requirement, please find the detailed decision rule in the report relative section.



3 Contents

	Page
1 Cover Page	1
2 Test Summary	3
3 Contents	4
4 General Information.....	6
4.1 Details of E.U.T.....	6
4.2 Description of Support Units.....	6
4.3 Measurement Uncertainty	7
4.4 Test Location	8
4.5 Test Facility.....	8
4.6 Deviation from Standards.....	8
4.7 Abnormalities from Standard Conditions.....	8
5 Equipment List	9
6 Radio Spectrum Technical Requirement.....	11
6.1 Antenna Requirement	11
6.1.1 Test Requirement:	11
6.1.2 Conclusion	11
7 Radio Spectrum Matter Test Results.....	12
7.1 Frequency Stability.....	12
7.1.1 E.U.T. Operation	12
7.1.2 Test Mode Description	12
7.1.3 Test Setup Diagram	12
7.1.4 Measurement Procedure and Data.....	13
7.2 Effective Radiated Power (ERP).....	15
7.2.1 E.U.T. Operation	15
7.2.2 Test Mode Description	15
7.2.3 Test Setup Diagram	15
7.2.4 Measurement Procedure and Data.....	16
7.3 Occupied Bandwidth	17
7.3.1 E.U.T. Operation	17
7.3.2 Test Mode Description	17
7.3.3 Test Setup Diagram	17
7.3.4 Measurement Procedure and Data.....	18
7.4 Modulation characteristics	21
7.4.1 E.U.T. Operation	21
7.4.2 Test Mode Description	21
7.4.3 Test Setup Diagram	21
7.4.4 Measurement Procedure and Data.....	21
7.5 Radiated Spurious Emissions.....	34
7.5.1 E.U.T. Operation	34



SGS-CSTC Standards Technical Services Co., Ltd. Shenzhen Branch

SZEMC-TRF-01 Rev. A/1

Report No.: SZCR241200492902

Page: 5 of 40

7.5.2	Test Mode Description	34
7.5.3	Test Setup Diagram	35
7.5.4	Measurement Procedure and Data.....	36
8	Test Setup Photo	40
9	EUT Constructional Details (EUT Photos).....	40



SGS-CSTC Standards Technical Services Co., Ltd.
Shenzhen Branch (SZEMC) Laboratory

Unless otherwise agreed in writing, this document is issued by the Company subject to its General Conditions of Service printed overleaf, available on request or accessible at <https://www.sgs.com/en/Terms-and-Conditions>. Attention is drawn to the limitation of liability, indemnification and jurisdiction issues defined therein. Any holder of this document is advised that information contained hereon reflects the Company's findings at the time of its intervention only and within the limits of Client's instructions, if any. The Company's sole responsibility is to its Client and this document does not exonerate parties to a transaction from exercising all their rights and obligations under the transaction documents. This document cannot be reproduced except in full, without prior written approval of the Company. Any unauthorized alteration, forgery or falsification of the content or appearance of this document is unlawful and offenders may be prosecuted to the fullest extent of the law. Unless otherwise stated the results shown in this test report refer only to the sample(s) tested and such sample(s) are retained for 30 days only.

Attention: To check the authenticity of testing / inspection report & certificate, please contact us at telephone: (86-755) 8307 1443, or email: CN.Doccheck@sgs.com

No. 1 Workshop, M-10, Middle Section, Science & Technology Park, Nanshan District, Shenzhen, Guangdong, China 518057 t (86-755) 26012053 f (86-755) 26710594 www.sgs.com.cn
中国·广东·深圳市南山区科技园中区M-10栋1号厂房 邮编: 518057 t (86-755) 26012053 f (86-755) 26710594 sgs.china@sgs.com

4 General Information

4.1 Details of E.U.T.

Power supply:	4.5V DC(1.5V x3 "AA" Size Batteries)
Cable Loss (for RF conducted test):	0.5dB
Operation Frequency:	462.5500MHz to 462.7250MHz, 467.5625MHz to 467.7125MHz
Modulation Type:	FM
Emission Type:	F3E
Antenna Type:	Spring Antenna
Antenna Gain:	-4.44dBi

Remark: The information in this section is provided by the applicant or manufacturer, SGS is not liable to the accuracy, suitability, reliability or/and integrity of the information.

Channel Lists

Channel	Frequency(MHz)	Channel	Frequency(MHz)
1	462.5625	12	467.6625
2	462.5875	13	467.6875
3	462.6125	14	467.7125
4	462.6375	15	462.5500
5	462.6625	16	462.5750
6	462.6875	17	462.6000
7	462.7125	18	462.6250
8	467.5625	19	462.6500
9	467.5875	20	462.6750
10	467.6125	21	462.7000
11	467.6375	22	462.7250

Selected Test Channel

Channel	Frequency
The lowest channel (CH15)	462.5500MHz
The middle channel (CH22)	462.7250MHz
The highest channel (CH14)	467.7125MHz

4.2 Description of Support Units

Description	Manufacturer	Model No.	Serial No.
--	--	--	--

The EUT has been tested as an independent unit.



4.3 Measurement Uncertainty

Test Item	Measurement Uncertainty
Bandwidth	3%
Duty cycle	0.37%
RF conducted tests	0.75dB
Effective (Isotropic) Radiated Power Output Data	0.75dB
Radiated Spurious Emissions	4.5dB below 1GHz; 4.8dB above 1GHz
Frequency stability	7.25×10^{-8}

Remark:

The U_{lab} (lab Uncertainty) is less than $U_{cisprr/ETSI}$ (CISPR/ETSI Uncertainty), so the test results

- compliance is deemed to occur if no measured disturbance level exceeds the disturbance limit;
- non-compliance is deemed to occur if any measured disturbance level exceeds the disturbance limit.



4.4 Test Location

All tests were performed at:

SGS-CSTC Standards Technical Services Co., Ltd., Shenzhen Branch

No. 1 Workshop, M-10, Middle Section, Science & Technology Park, Nanshan District, Shenzhen, Guangdong, China. 518057.

Tel: +86 755 2601 2053 Fax: +86 755 2671 0594

No tests were sub-contracted.

4.5 Test Facility

The test facility is recognized, certified, or accredited by the following organizations:

• A2LA (Certificate No. 3816.01)

SGS-CSTC Standards Technical Services Co., Ltd., Shenzhen EMC Laboratory is accredited by the American Association for Laboratory Accreditation(A2LA). Certificate No. 3816.01.

• VCCI (Member No. 1937)

The 3m Fully-anechoic chamber for above 1GHz, 10m Semi-anechoic chamber for below 1GHz, Shielded Room for Mains Port Conducted Interference Measurement and Telecommunication Port Conducted Interference Measurement of SGS-CSTC Standards Technical Services Co., Ltd. Shenzhen EMC laboratory have been registered in accordance with the Regulations for Voluntary Control Measures with Registration No.: G-20026, R-14188, C-12383 and T-11153 respectively.

• FCC –Designation Number: CN1336

SGS-CSTC Standards Technical Services Co., Ltd., Shenzhen EMC Laboratory has been recognized as an accredited testing laboratory.

Designation Number: CN1336. Test Firm Registration Number: 787754.

• Innovation, Science and Economic Development Canada

SGS-CSTC Standards Technical Services Co., Ltd., Shenzhen EMC Laboratory has been recognized by ISED as an accredited testing laboratory.

CAB identifier: CN0006.

IC#: 4620C.

4.6 Deviation from Standards

None

4.7 Abnormalities from Standard Conditions

None



5 Equipment List

RF Conducted Test					
Equipment	Manufacturer	Model No.	Inventory No.	Cal Date	Cal Due Date
Shielding Room	SAEMC	MSR733	SEM001-09	2022/5/14	2025/5/13
DC Power Supply	Chroma	62012P-80-60	SEM011-11	2024/8/14	2025/8/13
MXA Signal Analyzer	KEYSIGHT	N9020A	SEM004-17	2024/3/27	2025/3/26
Signal Generator	Rohde & Schwarz	SMW200A	SEM006-19	2024/8/15	2025/8/14
Measurement Software	TST PASS	TST PASS V2.0	N/A	N/A	N/A
Coaxial Cable	SGS	N/A	SEM031-01	2024/07/07	2025/07/06
Attenuator	Huber+Suhner	6620_SMA-50-1	SEM021-09	2024/3/27	2025/3/26
Programmable Temperature & Humidity Chamber	Votsch Industrietechnik GmbH	VT 4002	SEM002-15	2024/3/19	2025/3/18
Audio Analyzer	Rohde & Schwarz	UPV	SEM008-03	2024/8/16	2025/8/15
CELL SITE TEST SET	HP	8921A	SEM010-18	2025/1/7	2026/1/6

Effective Radiated Power (ERP)					
Equipment	Manufacturer	Model No.	Inventory No.	Cal Date	Cal Due Date
Loop Antenna	ETS-Lindgren	6502	SEM003-08	2023/11/20	2025/11/19
3m Semi-Anechoic Chamber	ETS-LINDGREN	N/A	SEM001-01	2023/6/19	2026/6/18
MXE EMI Receiver	Agilent Technologies	N9038A	SEM004-15	2024/8/14	2025/8/13
BiConiLog Antenna	ETS-LINDGREN	3142C	SEM003-01	2023/9/16	2025/9/15
Pre-Amplifier	Agilent Technologies	8447D	SEM005-01	2024/3/14	2025/3/13
Measurement Software	AUDIX	e3 V8.2014-6-27	N/A	N/A	N/A
Coaxial Cable	SGS	N/A	SEM025-01	2024/07/07	2025/07/06
Alternative Antenna	SCHWARZBECK	VULB9168	SEM003-44	2023/6/18	2025/6/17
Alternative Antenna	ETS-LINDGREN	3117	SEM003-11	2023/9/16	2025/9/15

Radiated Spurious Emissions Below 1GHz					
Equipment	Manufacturer	Model No.	Inventory No.	Cal Date	Cal Due Date
Loop Antenna	ETS-Lindgren	6502	SEM003-08	2023/11/20	2025/11/19
3m Semi-Anechoic Chamber	ETS-LINDGREN	N/A	SEM001-01	2023/6/19	2026/6/18
MXE EMI Receiver	Agilent Technologies	N9038A	SEM004-15	2024/8/14	2025/8/13
BiConiLog Antenna	ETS-LINDGREN	3142C	SEM003-01	2023/9/16	2025/9/15
Pre-Amplifier	Agilent Technologies	8447D	SEM005-01	2024/3/14	2025/3/13
Measurement Software	AUDIX	e3 V8.2014-6-27	N/A	N/A	N/A
Coaxial Cable	SGS	N/A	SEM025-01	2024/07/07	2025/07/06
Alternative Antenna	SCHWARZBECK	VULB9168	SEM003-44	2023/6/18	2025/6/17

SGS-CSTC Standards Technical Services Co., Ltd. Shenzhen Branch

SZEMC-TRF-01 Rev. A/1

Report No.: SZCR241200492902

Page: 10 of 40

Radiated Spurious Emissions Above 1GHz					
Equipment	Manufacturer	Model No.	Inventory No.	Cal Date	Cal Due Date
3m Fully-Anechoic Chamber	AUDIX	N/A	SEM001-02	2024/5/11	2027/5/10
Signal Analyzer	Rohde & Schwarz	FSV40	SEM008-04	2024/3/15	2025/3/14
Horn Antenna	Rohde&Schwarz	HF907	SEM003-07	2023/7/23	2025/7/22
Microwave system amplifier	Agilent	83017A	SEM005-25	2024/09/14	2025/09/13
Measurement Software	AUDIX	e3 V8.2014-6-27	N/A	N/A	N/A
Coaxial Cable	SGS	N/A	SEM026-01	2024/07/07	2025/07/06
Broad-Band Horn Antenna	Schwarzbeck	BBHA 9170	SEM003-15	2024/8/10	2025/8/9
Alternative Antenna	ETS-LINDGREN	3117	SEM003-11	2023/9/16	2025/9/15

General used equipment					
Equipment	Manufacturer	Model No.	Inventory No.	Cal Date	Cal Due Date
Humidity/ Temperature Indicator	deli	8838	SEM002-32	2024-07-24	2025-07-23
Humidity/ Temperature Indicator	deli	8838	SEM002-33	2024-07-24	2025-07-23
Barometer	Changchun Meteorological Industry Factory	DYM3	SEM002-01	2024-03-18	2025-03-17



Unless otherwise agreed in writing, this document is issued by the Company subject to its General Conditions of Service printed overleaf, available on request or accessible at <https://www.sgs.com/en/Terms-and-Conditions>. Attention is drawn to the limitation of liability, indemnification and jurisdiction issues defined therein. Any holder of this document is advised that information contained hereon reflects the Company's findings at the time of its intervention only and within the limits of Client's instructions, if any. The Company's sole responsibility is to its Client and this document does not exonerate parties to a transaction from exercising all their rights and obligations under the transaction documents. This document cannot be reproduced except in full, without prior written approval of the Company. Any unauthorized alteration, forgery or falsification of the content or appearance of this document is unlawful and offenders may be prosecuted to the fullest extent of the law. Unless otherwise stated the results shown in this test report refer only to the sample(s) tested and such sample(s) are retained for 30 days only.

Attention: To check the authenticity of testing /inspection report & certificate, please contact us at telephone: (86-755) 8307 1443, or email: CN.Doccheck@sgs.com

No.1 Workshop, M-10, Middle Section, Science & Technology Park, Nanshan District, Shenzhen, Guangdong, China 518057 t (86-755) 26012053 f (86-755) 26710594 www.sgs.com.cn
 中国·广东·深圳市南山区科技园中区M-10栋1号厂房 邮编: 518057 t (86-755) 26012053 f (86-755) 26710594 sgs.china@sgs.com

6 Radio Spectrum Technical Requirement

6.1 Antenna Requirement

6.1.1 Test Requirement:

47 CFR Part 95, Subpart B 95.587(b)

6.1.2 Conclusion

95.587(b) Requirement:

The antenna of each FRS transmitter type must meet the following requirements.

- (1) The antenna must be a non-removable integral part of the FRS transmitter type.
- (2) The gain of the antenna must not exceed that of a half-wave dipole antenna.
- (3) The antenna must be designed such that the electric field of the emitted waves is vertically polarized when the unit is operated in the normal orientation.

EUT Antenna:

The antenna is a undetachable monopole antenna and no consideration of replacement. The antenna gain is -4.44dBi and with vertically polarized.



7 Radio Spectrum Matter Test Results

7.1 Frequency Stability

Test Requirement 47 CFR FCC Part 95.565
 Test Method: ANSI/TIA-603-E:2016
 Limit: For FCC Part 95.565:

Each FRS transmitter type must be designed such that the carrier frequencies remain within ± 2.5 parts-per-million of the channel center frequencies specified in §95.563 during normal operating conditions.

7.1.1 E.U.T. Operation

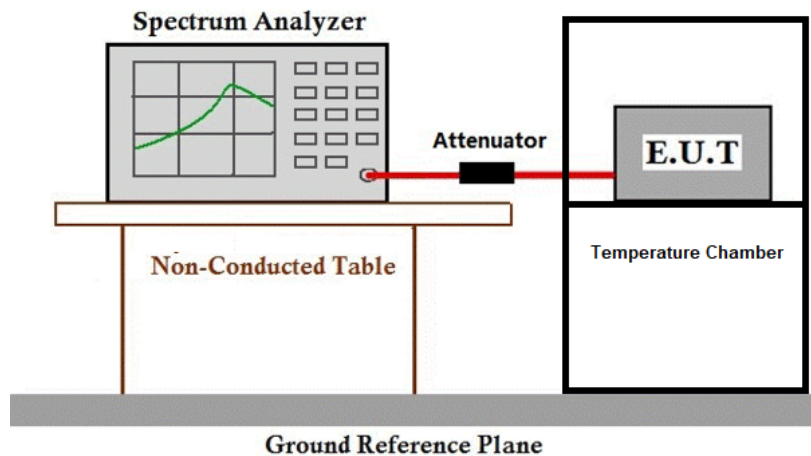
Operating Environment:

Temperature: 22.5 °C Humidity: 52.6 % RH Atmospheric Pressure: 1020 mbar

7.1.2 Test Mode Description

Pre-scan / Final test	Mode Code	Description
Final test	02	TX mode_Keep the EUT in transmitting mode

7.1.3 Test Setup Diagram



7.1.4 Measurement Procedure and Data

Assigned Frequency: 462.5500MHz					
Voltage(V)	Temperature (°C)	Measured Frequency(MHz)	Frequency Deviation(ppm)	FCC Limit (ppm)	Result
4.5	-30	462.54996	-0.10	±2.5	Pass
	-20	462.55001	0.03		
	-10	462.55004	0.09		
	0	462.54999	-0.02		
	10	462.55005	0.10		
	20	462.55000	0.00		
	30	462.55002	0.04		
	40	462.55001	0.02		
	50	462.55004	0.08		
4.95	25	462.54996	-0.09	±2.5	Pass
4.05	25	462.55001	0.01		

Assigned Frequency: 462.7250MHz					
Voltage(V)	Temperature (°C)	Measured Frequency(MHz)	Frequency Deviation(ppm)	FCC Limit (ppm)	Result
4.5	-30	462.72500	0.01	±2.5	Pass
	-20	462.72503	0.07		
	-10	462.72500	0.01		
	0	462.72496	-0.10		
	10	462.72501	0.02		
	20	462.72501	0.02		
	30	462.72503	0.07		
	40	462.72504	0.08		
	50	462.72495	-0.11		
4.95	25	462.72505	0.11	±2.5	Pass
4.05	25	462.72497	-0.06		

SGS-CSTC Standards Technical Services Co., Ltd. Shenzhen Branch

SZEMC-TRF-01 Rev. A/1

Report No.: SZCR241200492902

Page: 14 of 40

Assigned Frequency: 467.7125MHz					
Voltage(V)	Temperature (°C)	Measured Frequency(MHz)	Frequency Deviation(ppm)	FCC Limit (ppm)	Result
4.5	-30	467.71253	0.07	±2.5	Pass
	-20	467.71251	0.02		
	-10	467.71253	0.06		
	0	467.71254	0.07		
	10	467.71247	-0.06		
	20	467.71254	0.08		
	30	467.71252	0.05		
	40	467.71247	-0.07		
	50	467.71245	-0.10		
4.95	25	467.71246	-0.10	±2.5	Pass
4.05	25	467.71252	0.04		



SGS-CSTC Standards Technical Services Co., Ltd.
Shenzhen Branch (FCC Laboratory)

Unless otherwise agreed in writing, this document is issued by the Company subject to its General Conditions of Service printed overleaf, available on request or accessible at <https://www.sgs.com/en/Terms-and-Conditions>. Attention is drawn to the limitation of liability, indemnification and jurisdiction issues defined therein. Any holder of this document is advised that information contained hereon reflects the Company's findings at the time of its intervention only and within the limits of Client's instructions, if any. The Company's sole responsibility is to its Client and this document does not exonerate parties to a transaction from exercising all their rights and obligations under the transaction documents. This document cannot be reproduced except in full, without prior written approval of the Company. Any unauthorized alteration, forgery or falsification of the content or appearance of this document is unlawful and offenders may be prosecuted to the fullest extent of the law. Unless otherwise stated the results shown in this test report refer only to the sample(s) tested and such sample(s) are retained for 30 days only.

Attention: To check the authenticity of testing / inspection report & certificate, please contact us at telephone: (86-755) 8307 1443, or email: CN.Doccheck@sgs.com

No.1 Workshop, M-10, Middle Section, Science & Technology Park, Nanshan District, Shenzhen, Guangdong, China 518057 t (86-755) 26012053 f (86-755) 26710594 www.sgs.com.cn
中国·广东·深圳市南山区科技园中区M-10栋1号厂房 邮编: 518057 t (86-755) 26012053 f (86-755) 26710594 sgs.china@sgs.com

7.2 Effective Radiated Power (ERP)

Test Requirement 47 CFR FCC Part95.567 & FCC Part2.1046;
 Test Method: ANSI/TIA-603-E:2016
 Measurement Distance: 3m
 Test instrumentation resolution bandwidth 100 kHz (30 MHz – 1000 MHz)
 Limit:

For FCC Part 95.567:

Each FRS transmitter type must be designed such that the effective radiated power (ERP) on channels 8 through 14 does not exceed 0.5 Watts and the ERP on channels 1 through 7 and 15 through 22 does not exceed 2.0 Watts.

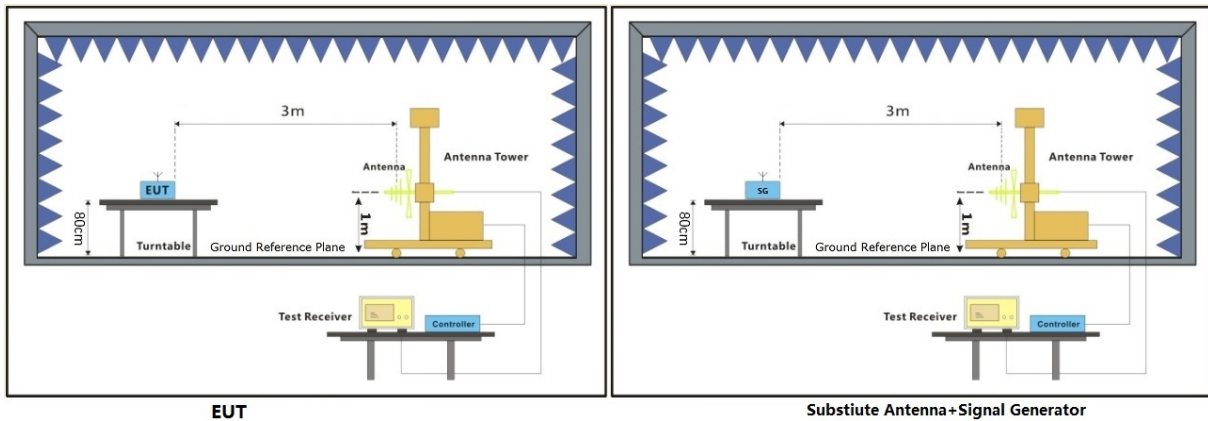
7.2.1 E.U.T. Operation

Operating Environment:
 Temperature: 22.5 °C Humidity: 52.6 % RH Atmospheric Pressure: 1020 mbar

7.2.2 Test Mode Description

Pre-scan / Final test	Mode Code	Description
Final test	02	TX mode_Keep the EUT in transmitting mode

7.2.3 Test Setup Diagram



7.2.4 Measurement Procedure and Data

The technique used to find the output power of the transmitter was the antenna substitution method. The following test procedure was followed:

- 1). The EUT was powered ON and placed on a 0.8m high table in the chamber. The antenna of the transmitter was extended to its maximum length.
- 2). The disturbance of the transmitter was maximized on the test receiver display by lowering 1m the receive antenna and by rotating through 360° the turntable. After the fundamental emission was maximized, a field strength measurement was made.
- 3). Steps 1) and 2) were performed with the EUT and the receive antenna in both vertical and horizontal polarization.
- 4). The transmitter was then removed and replaced with another antenna. The center of the antenna was approximately at the same location as the center of the transmitter.
- 5). A signal at the disturbance was fed to the substitution antenna by means of a non-radiating cable. With both the substitution and the receive antennas horizontally polarized, the receive antenna was raised and lowered to obtain a maximum reading at the test receiver. The level of the signal generator was adjusted until the measured field strength level in step 2) is obtained for this set of conditions.
- 6). The output power into the substitution antenna was then measured.
- 7). Steps 5) and 6) were repeated with both antennas polarized.
- 8). Calculate power in dBm by the following formula:

$$\text{ERP [dBm]} = \text{SGP [dBm]} - \text{Cable Loss [dB]} + \text{Gain [dBd]}$$

Where:

Pg is the generator output power into the substitution antenna.

Effective Radiated Power of Transmitter (ERP)

Frequency (MHz)	ERP (dBm)	Limit (dBm)	Over Limit (dB)	S.G. Power (dBm)	Cable Loss (dB)	Antenna Gain (dBi)	Polarization (H/V)	Result
462.5500	17.94	33.00	-15.06	19.27	1.42	2.244	Horizontal	Pass
462.5500	25.28	33.00	-7.72	26.61	1.42	2.244	Vertical	Pass
462.7250	15.47	33.00	-17.53	16.80	1.42	2.244	Horizontal	Pass
462.7250	25.46	33.00	-7.54	26.79	1.42	2.244	Vertical	Pass
467.7125	10.42	26.98	-16.56	11.74	1.44	2.267	Horizontal	Pass
467.7125	25.11	26.98	-1.87	26.43	1.44	2.267	Vertical	Pass

Note:

For getting the ERP (Efficient Radiated Power) in substitution method, the following formula should be taken to calculate it:

$$\text{EIRP (dBm)} = \text{SGP (dBm)} - \text{Cable Loss (dB)} + \text{Substitution Gain (dBi)}$$

$$\text{ERP} = \text{EIRP} - 2.15$$

SGP=Signal Generator Power

RBW > emission bandwidth, VBW > 3 x RBW, Detector: RMS

7.3 Occupied Bandwidth

Test Requirement 47 CFR FCC Part 95.573 & FCC Part2.1049;
 Test Method: ANSI/TIA-603-E:2016
 Limit: For FCC Part 95.573:
 Each FRS transmitter type must be designed such that the occupied bandwidth does not exceed 12.5 kHz.

7.3.1 E.U.T. Operation

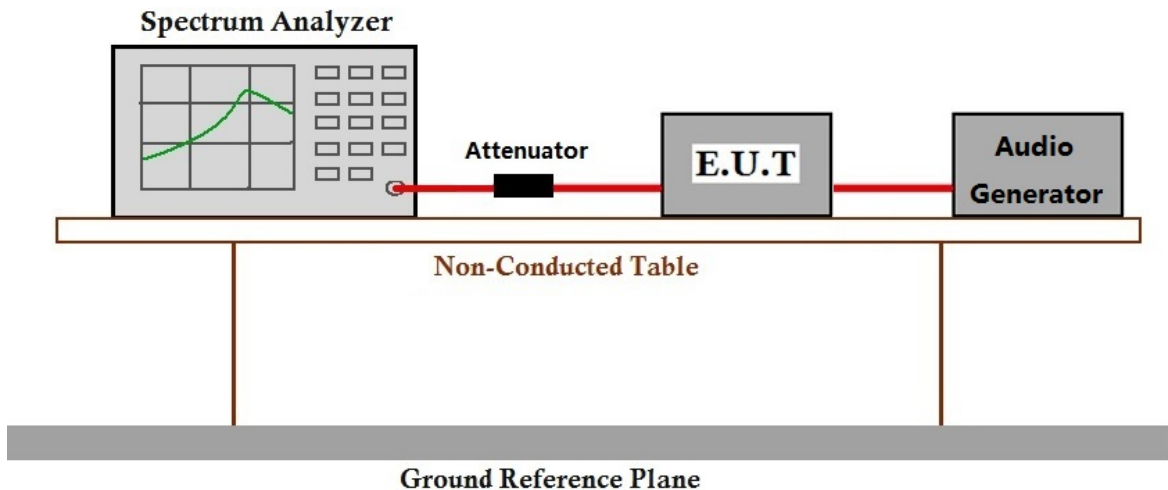
Operating Environment:

Temperature: 22.5 °C Humidity: 52.6 % RH Atmospheric Pressure: 1020 mbar

7.3.2 Test Mode Description

Pre-scan / Final test	Mode Code	Description
Final test	02	TX mode_Keep the EUT in transmitting mode

7.3.3 Test Setup Diagram



SGS-CSTC Standards Technical Services Co., Ltd. Shenzhen Branch

SZEMC-TRF-01 Rev. A/1

Report No.: SZCR241200492902

Page: 18 of 40

7.3.4 Measurement Procedure and Data

Channel	Frequency (MHz)	Channel Spacing (KHz)	Authorized Bandwidths (99% OBW, KHz)	Authorized Bandwidths (26dB, KHz)	Limit (dBm)	Result
Low	462.5500	12.5	9.652	10.45	12.5	Pass
Middle	462.7250	12.5	9.631	10.44	12.5	Pass
High	467.7125	12.5	9.634	10.44	12.5	Pass



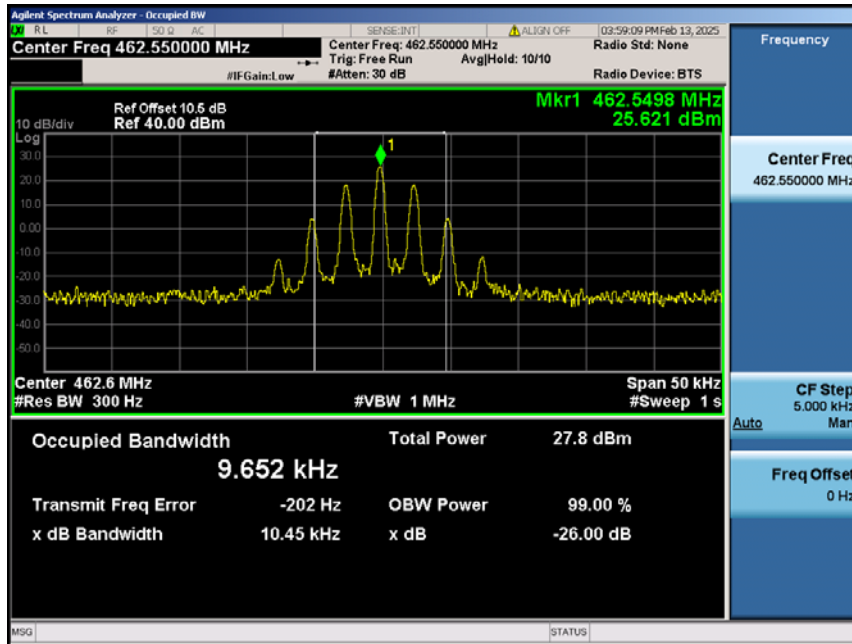
Unless otherwise agreed in writing, this document is issued by the Company subject to its General Conditions of Service printed overleaf, available on request or accessible at <https://www.sgs.com/en/Terms-and-Conditions>. Attention is drawn to the limitation of liability, indemnification and jurisdiction issues defined therein. Any holder of this document is advised that information contained hereon reflects the Company's findings at the time of its intervention only and within the limits of Client's instructions, if any. The Company's sole responsibility is to its Client and this document does not exonerate parties to a transaction from exercising all their rights and obligations under the transaction documents. This document cannot be reproduced except in full, without prior written approval of the Company. Any unauthorized alteration, forgery or falsification of the content or appearance of this document is unlawful and offenders may be prosecuted to the fullest extent of the law. Unless otherwise stated the results shown in this test report refer only to the sample(s) tested and such sample(s) are retained for 30 days only.

Attention: To check the authenticity of testing / inspection report & certificate, please contact us at telephone: (86-755) 8307 1443, or email: CN.Doccheck@sgs.com

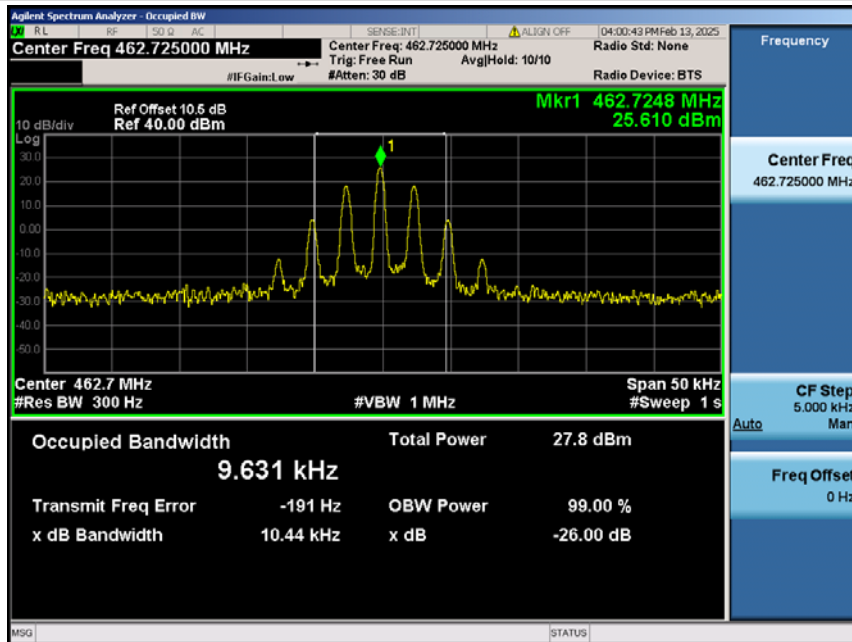
SGS-CSTC Standards Technical Services Co., Ltd.
Shenzhen Branch Testing Service Laboratory

No.1 Workshop, M-10, Middle Section, Science & Technology Park, Nanshan District, Shenzhen, Guangdong, China 518057 t (86-755) 26012053 f (86-755) 26710594 www.sgs.com.cn
中国·广东·深圳市南山区科技园中区M-10栋1号厂房 邮编: 518057 t (86-755) 26012053 f (86-755) 26710594 sgs.china@sgs.com

FM mode, Assigned Frequency: 462.5500MHz



FM mode, Assigned Frequency: 462.7250MHz



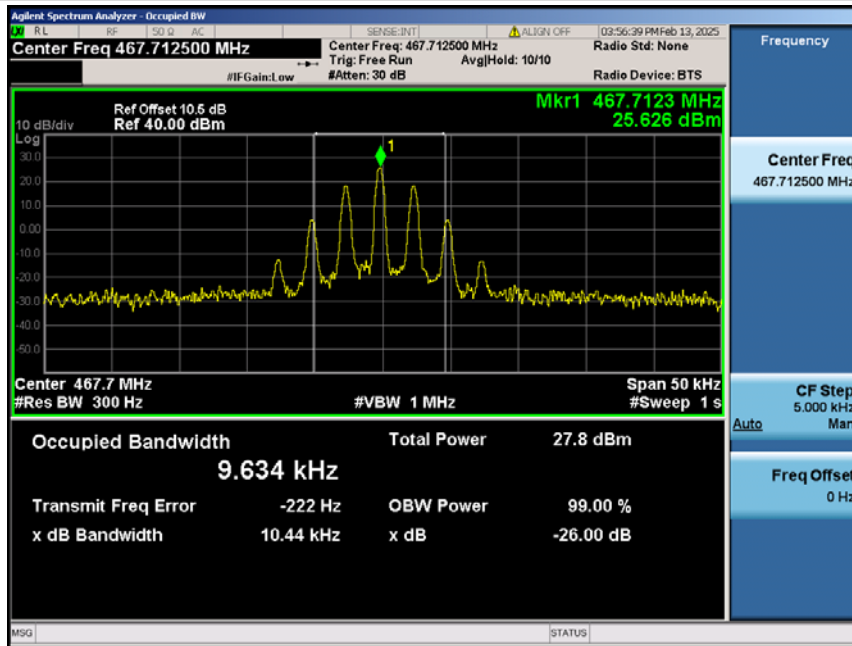
SGS-CSTC Standards Technical Services Co., Ltd. Shenzhen Branch

SZEMC-TRF-01 Rev. A/1

Report No.: SZCR241200492902

Page: 20 of 40

FM mode, Assigned Frequency: 467.7125MHz



SGS-CSTC Standards Technical Services Co., Ltd.
Shenzhen Branch

Unless otherwise agreed in writing, this document is issued by the Company subject to its General Conditions of Service printed overleaf, available on request or accessible at <https://www.sgs.com/en/Terms-and-Conditions>. Attention is drawn to the limitation of liability, indemnification and jurisdiction issues defined therein. Any holder of this document is advised that information contained hereon reflects the Company's findings at the time of its intervention only and within the limits of Client's instructions, if any. The Company's sole responsibility is to its Client and this document does not exonerate parties to a transaction from exercising all their rights and obligations under the transaction documents. This document cannot be reproduced except in full, without prior written approval of the Company. Any unauthorized alteration, forgery or falsification of the content or appearance of this document is unlawful and offenders may be prosecuted to the fullest extent of the law. Unless otherwise stated the results shown in this test report refer only to the sample(s) tested and such sample(s) are retained for 30 days only.

Attention: To check the authenticity of testing / inspection report & certificate, please contact us at telephone: (86-755) 8307 1443, or email: CN.Doccheck@sgs.com

No. 1 Workshop, M-10, Middle Section, Science & Technology Park, Nanshan District, Shenzhen, Guangdong, China 518057 t (86-755) 26012053 f (86-755) 26710594 www.sgs.com.cn
中国·广东·深圳市南山区科技园中区M-10栋1号厂房 邮编: 518057 t (86-755) 26012053 f (86-755) 26710594 sgs.china@sgs.com

7.4 Modulation characteristics

Test Requirement 47 CFR FCC Part 95.575 & FCC Part2.1047;
 Test Method: ANSI/TIA-603-E:2016
 Limit: For FCC Part 95.575:

Each FRS transmitter type must be designed such that the peak frequency deviation does not exceed 2.5 kHz, and the highest audio frequency contributing substantially to modulation must not exceed 3.125 kHz.

7.4.1 E.U.T. Operation

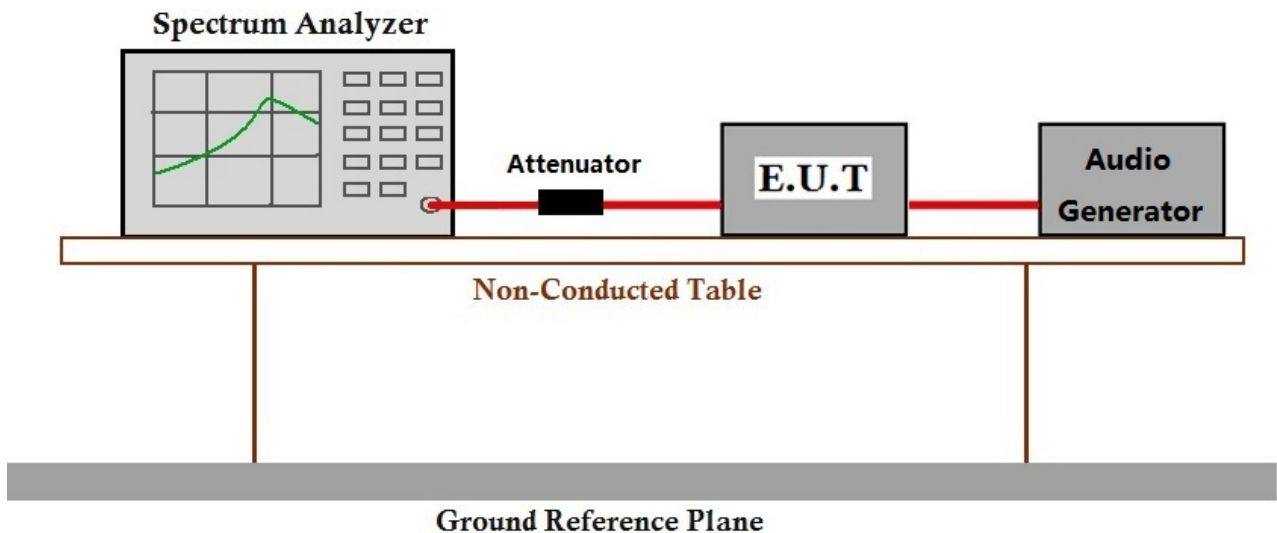
Operating Environment:

Temperature: 22.5 °C Humidity: 52.6 % RH Atmospheric Pressure: 1020 mbar

7.4.2 Test Mode Description

Pre-scan / Final test	Mode Code	Description
Final test	02	TX mode_Keep the EUT in transmitting mode

7.4.3 Test Setup Diagram



7.4.4 Measurement Procedure and Data

SGS-CSTC Standards Technical Services Co., Ltd. Shenzhen Branch

SZEMC-TRF-01 Rev. A/1

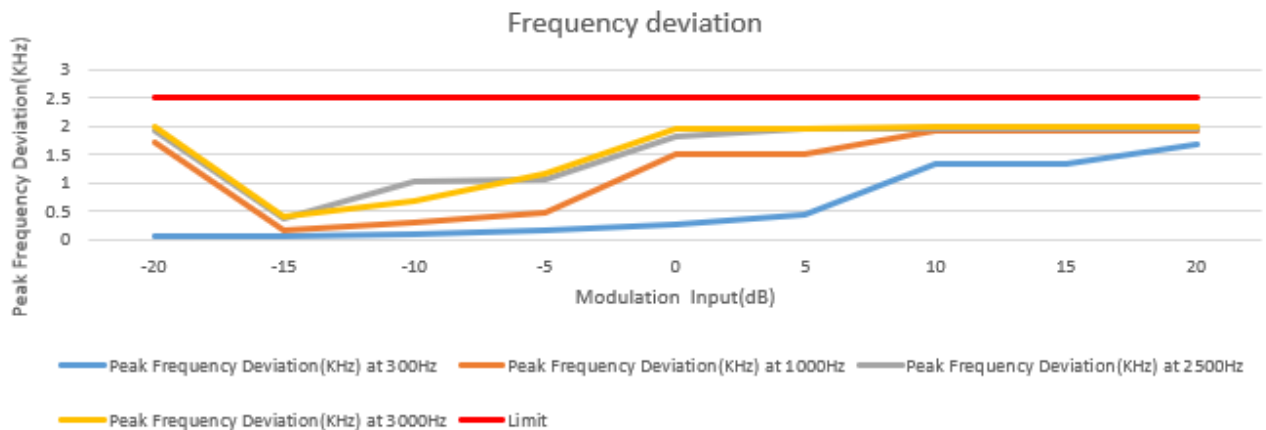
Report No.: SZCR241200492902

Page: 22 of 40

Test result:

a. Frequency deviation:

Channel : 462.5500MHz FRS					
Modulation Input(dB)	Peak Frequency Deviation(KHz) at 300Hz	Peak Frequency Deviation(KHz) at 1000Hz	Peak Frequency Deviation(KHz) at 2500Hz	Peak Frequency Deviation(KHz) at 3000Hz	Limit (KHz)
-20	0.071	1.707	1.930	1.972	2.50
-15	0.069	0.165	0.362	0.389	2.50
-10	0.096	0.291	1.029	0.664	2.50
-5	0.160	0.475	1.048	1.146	2.50
0	0.255	1.510	1.815	1.940	2.50
5	0.448	1.518	1.951	1.937	2.50
10	1.338	1.920	1.968	1.972	2.50
15	1.342	1.903	1.967	1.988	2.50
20	1.693	1.918	1.965	1.995	2.50



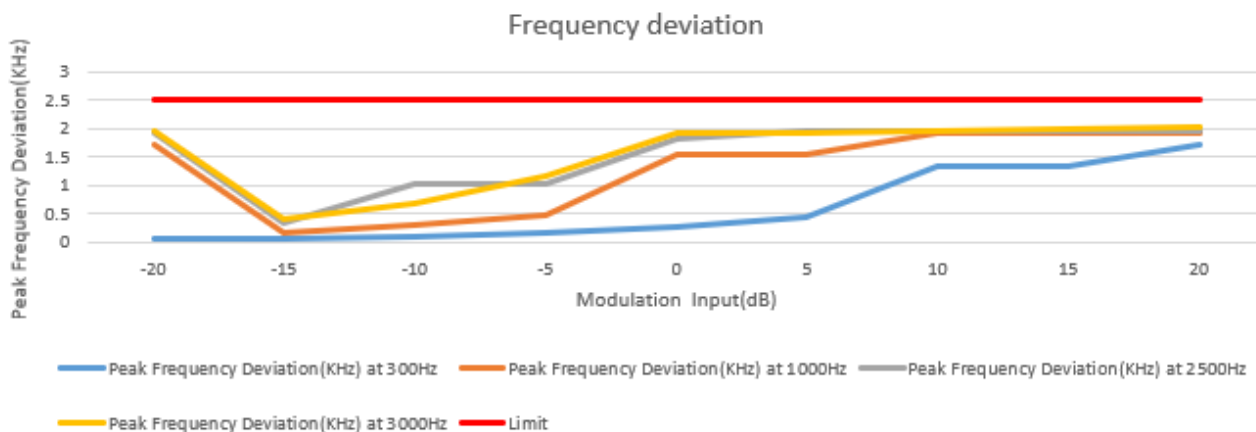
SGS-CSTC Standards Technical Services Co., Ltd. Shenzhen Branch

SZEMC-TRF-01 Rev. A/1

Report No.: SZCR241200492902

Page: 23 of 40

Channel : 462.7250MHz FRS					
Modulation Input(dB)	Peak Frequency Deviation(KHz) at 300Hz	Peak Frequency Deviation(KHz) at 1000Hz	Peak Frequency Deviation(KHz) at 2500Hz	Peak Frequency Deviation(KHz) at 3000Hz	Limit (KHz)
-20	0.072	1.713	1.917	1.952	2.50
-15	0.073	0.168	0.350	0.394	2.50
-10	0.095	0.286	1.036	0.662	2.50
-5	0.150	0.482	1.026	1.153	2.50
0	0.251	1.531	1.813	1.927	2.50
5	0.442	1.523	1.954	1.926	2.50
10	1.332	1.916	1.962	1.968	2.50
15	1.328	1.909	1.967	1.989	2.50
20	1.696	1.920	1.956	2.004	2.50



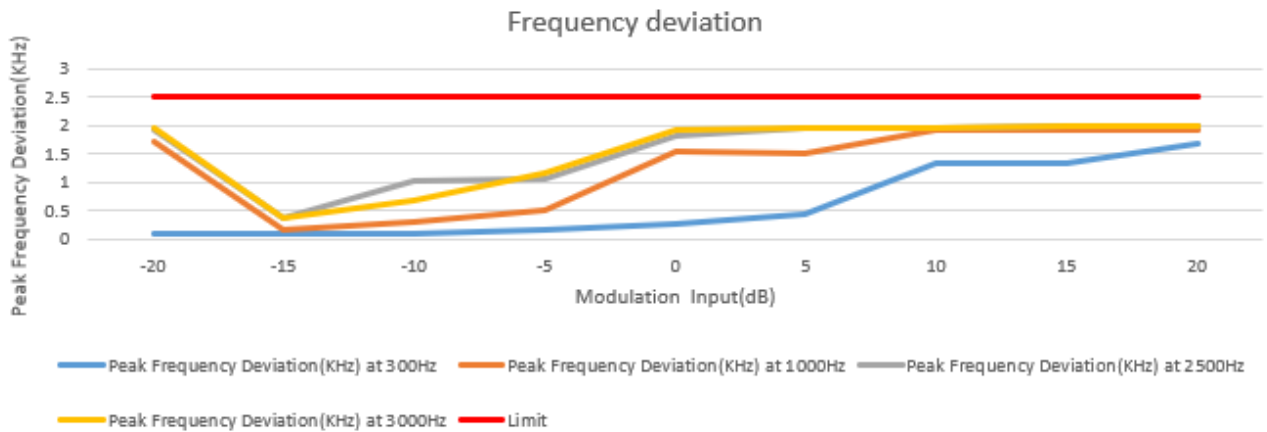
SGS-CSTC Standards Technical Services Co., Ltd. Shenzhen Branch

SZEMC-TRF-01 Rev. A/1

Report No.: SZCR241200492902

Page: 24 of 40

Channel : 467.7125MHz FRS					
Modulation Input(dB)	Peak Frequency Deviation(KHz) at 300Hz	Peak Frequency Deviation(KHz) at 1000Hz	Peak Frequency Deviation(KHz) at 2500Hz	Peak Frequency Deviation(KHz) at 3000Hz	Limit (KHz)
-20	0.076	1.702	1.902	1.951	2.50
-15	0.079	0.170	0.358	0.378	2.50
-10	0.107	0.284	1.032	0.668	2.50
-5	0.154	0.496	1.044	1.147	2.50
0	0.253	1.525	1.822	1.930	2.50
5	0.445	1.497	1.953	1.943	2.50
10	1.336	1.913	1.967	1.952	2.50
15	1.325	1.902	1.969	1.978	2.50
20	1.687	1.910	1.972	1.988	2.50



Unless otherwise agreed in writing, this document is issued by the Company subject to its General Conditions of Service printed overleaf, available on request or accessible at <https://www.sgs.com/en/Terms-and-Conditions>. Attention is drawn to the limitation of liability, indemnification and jurisdiction issues defined therein. Any holder of this document is advised that information contained hereon reflects the Company's findings at the time of its intervention only and within the limits of Client's instructions, if any. The Company's sole responsibility is to its Client and this document does not exonerate parties to a transaction from exercising all their rights and obligations under the transaction documents. This document cannot be reproduced except in full, without prior written approval of the Company. Any unauthorized alteration, forgery or falsification of the content or appearance of this document is unlawful and offenders may be prosecuted to the fullest extent of the law. Unless otherwise stated the results shown in this test report refer only to the sample(s) tested and such sample(s) are retained for 30 days only.

Attention: To check the authenticity of testing / inspection report & certificate, please contact us at telephone: (86-755) 8307 1443, or email: CN.Doccheck@sgs.com

SGS-CSTC Standards Technical Services Co., Ltd.
Shenzhen Branch (SZEMC) Laboratory

No.1 Workshop, M-10, Middle Section, Science & Technology Park, Nanshan District, Shenzhen, Guangdong, China 518057 t (86-755) 26012053 f (86-755) 26710594 www.sgs.com.cn
中国·广东·深圳市南山区科技园中区M-10栋1号厂房 邮编: 518057 t (86-755) 26012053 f (86-755) 26710594 sgs.china@sgs.com

SGS-CSTC Standards Technical Services Co., Ltd. Shenzhen Branch

SZEMC-TRF-01 Rev. A/1

Report No.: SZCR241200492902

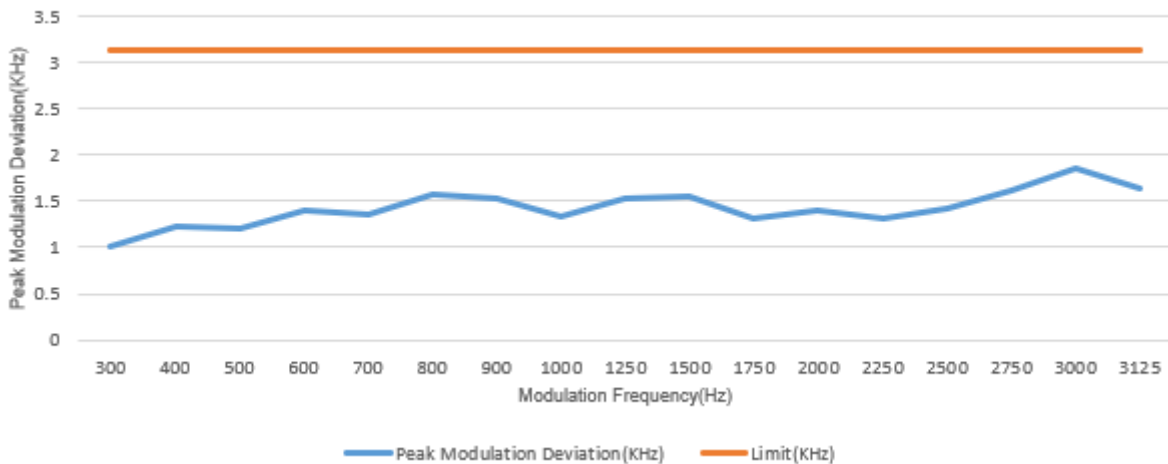
Page: 25 of 40

b.Audio Frequency Response

Channel 462.5500MHz for FRS

Modulation Frequency(Hz)	Peak Modulation Deviation(KHz)	Limit (KHz)
300	1.007	3.125
400	1.222	3.125
500	1.206	3.125
600	1.41	3.125
700	1.356	3.125
800	1.574	3.125
900	1.526	3.125
1000	1.337	3.125
1250	1.521	3.125
1500	1.546	3.125
1750	1.309	3.125
2000	1.393	3.125
2250	1.316	3.125
2500	1.429	3.125
2750	1.614	3.125
3000	1.855	3.125
3125	1.639	3.125

Audio Frequency Response



SGS-CSTC Standards Technical Services Co., Ltd. Shenzhen Branch

SZEMC-TRF-01 Rev. A/1

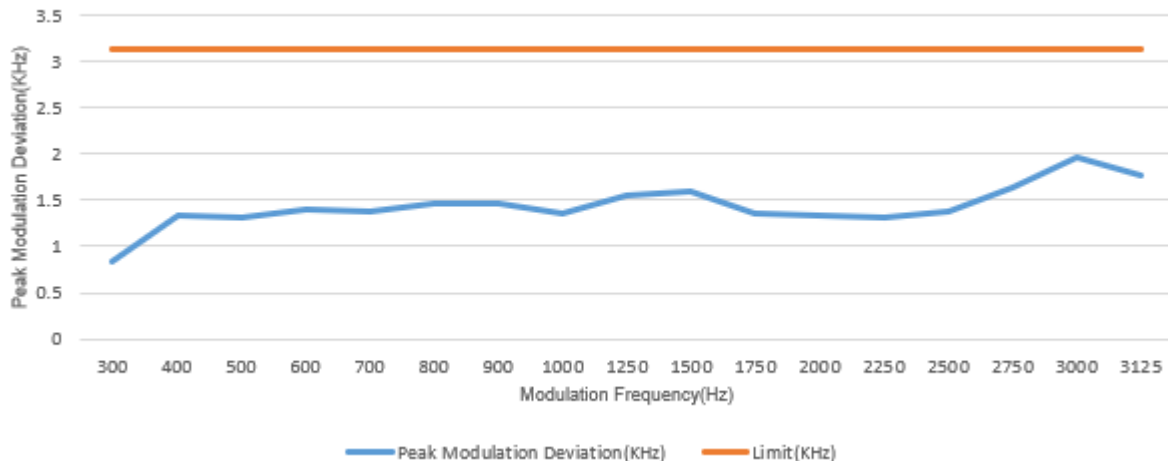
Report No.: SZCR241200492902

Page: 26 of 40

Channel 462.7250MHz for FRS

Modulation Frequency(Hz)	Peak Modulation Deviation(KHz)	Limit (KHz)
300	0.841	3.125
400	1.329	3.125
500	1.308	3.125
600	1.404	3.125
700	1.378	3.125
800	1.456	3.125
900	1.473	3.125
1000	1.347	3.125
1250	1.548	3.125
1500	1.597	3.125
1750	1.354	3.125
2000	1.331	3.125
2250	1.314	3.125
2500	1.371	3.125
2750	1.635	3.125
3000	1.959	3.125
3125	1.761	3.125

Audio Frequency Response



SGS-CSTC Standards Technical Services Co., Ltd.
Shenzhen Branch (SZEMC) Laboratory

Unless otherwise agreed in writing, this document is issued by the Company subject to its General Conditions of Service printed overleaf, available on request or accessible at <https://www.sgs.com/en/Terms-and-Conditions>. Attention is drawn to the limitation of liability, indemnification and jurisdiction issues defined therein. Any holder of this document is advised that information contained hereon reflects the Company's findings at the time of its intervention only and within the limits of Client's instructions, if any. The Company's sole responsibility is to its Client and this document does not exonerate parties to a transaction from exercising all their rights and obligations under the transaction documents. This document cannot be reproduced except in full, without prior written approval of the Company. Any unauthorized alteration, forgery or falsification of the content or appearance of this document is unlawful and offenders may be prosecuted to the fullest extent of the law. Unless otherwise stated the results shown in this test report refer only to the sample(s) tested and such sample(s) are retained for 30 days only.

Attention: To check the authenticity of testing / inspection report & certificate, please contact us at telephone: (86-755) 8307 1443, or email: CN.Doccheck@sgs.com
 No.1 Workshop, M-10, Middle Section, Science & Technology Park, Nanshan District, Shenzhen, Guangdong, China 518057 t (86-755) 26012053 f (86-755) 26710594 www.sgs.com.cn
 中国·广东·深圳市南山区科技园中区M-10栋1号厂房 邮编: 518057 t (86-755) 26012053 f (86-755) 26710594 sgs.china@sgs.com

SGS-CSTC Standards Technical Services Co., Ltd. Shenzhen Branch

SZEMC-TRF-01 Rev. A/1

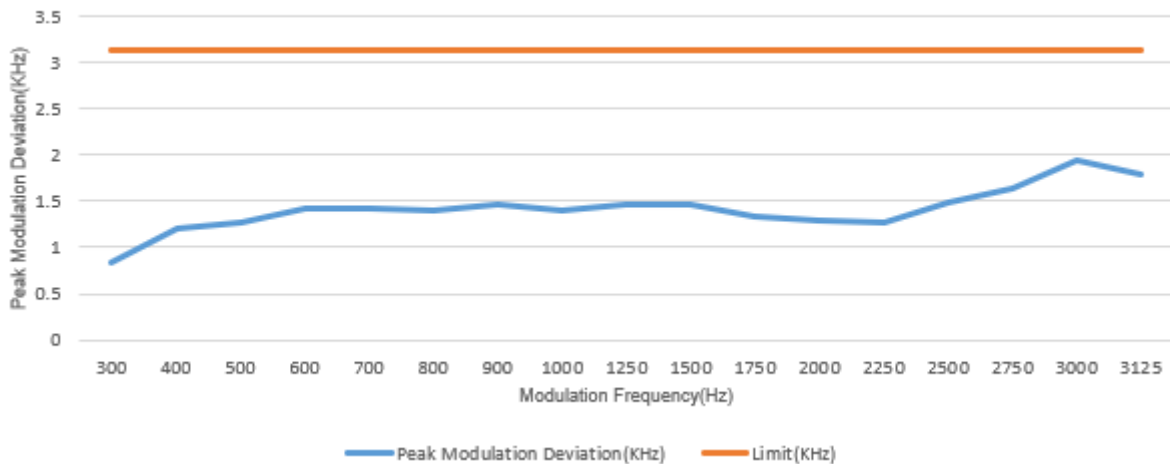
Report No.: SZCR241200492902

Page: 27 of 40

Channel 467.7125MHz for FRS

Modulation Frequency(Hz)	Peak Modulation Deviation(KHz)	Limit (KHz)
300	0.836	3.125
400	1.212	3.125
500	1.261	3.125
600	1.412	3.125
700	1.433	3.125
800	1.407	3.125
900	1.458	3.125
1000	1.403	3.125
1250	1.468	3.125
1500	1.474	3.125
1750	1.336	3.125
2000	1.287	3.125
2250	1.28	3.125
2500	1.497	3.125
2750	1.635	3.125
3000	1.943	3.125
3125	1.796	3.125

Audio Frequency Response



SGS-CSTC Standards Technical Services Co., Ltd.
Shenzhen Branch (SZEMC) Laboratory

Unless otherwise agreed in writing, this document is issued by the Company subject to its General Conditions of Service printed overleaf, available on request or accessible at <https://www.sgs.com/en/Terms-and-Conditions>. Attention is drawn to the limitation of liability, indemnification and jurisdiction issues defined therein. Any holder of this document is advised that information contained hereon reflects the Company's findings at the time of its intervention only and within the limits of Client's instructions, if any. The Company's sole responsibility is to its Client and this document does not exonerate parties to a transaction from exercising all their rights and obligations under the transaction documents. This document cannot be reproduced except in full, without prior written approval of the Company. Any unauthorized alteration, forgery or falsification of the content or appearance of this document is unlawful and offenders may be prosecuted to the fullest extent of the law. Unless otherwise stated the results shown in this test report refer only to the sample(s) tested and such sample(s) are retained for 30 days only.

Attention: To check the authenticity of testing / inspection report & certificate, please contact us at telephone: (86-755) 8307 1443, or email: CN.Doccheck@sgs.com
 No.1 Workshop, M-10, Middle Section, Science & Technology Park, Nanshan District, Shenzhen, Guangdong, China 518057 t (86-755) 26012053 f (86-755) 26710594 www.sgs.com.cn
 中国·广东·深圳市南山区科技园中区M-10栋1号厂房 邮编: 518057 t (86-755) 26012053 f (86-755) 26710594 sgs.china@sgs.com

SGS-CSTC Standards Technical Services Co., Ltd. Shenzhen Branch

SZEMC-TRF-01 Rev. A/1

Report No.: SZCR241200492902

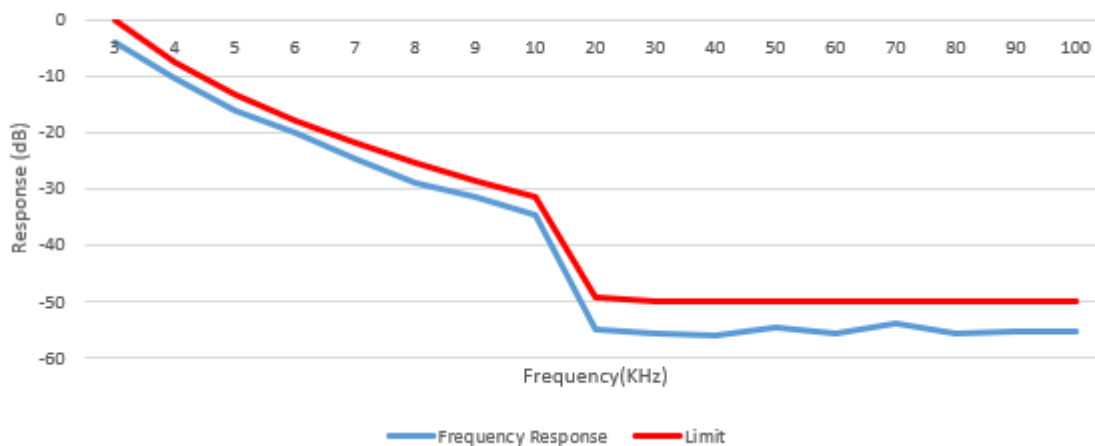
Page: 28 of 40

c. Audio Low Pass Filter Frequency Response

Channel 462.5500MHz for FRS

Frequency(KHz)	Response (dB)	Limit (KHz)
3	-4.23	0
4	-10.46	-7.50
5	-16.12	-13.31
6	-20.27	-18.06
7	-24.76	-22.08
8	-29.10	-25.56
9	-31.60	-28.63
10	-34.78	-31.37
20	-55.06	-49.43
30	-55.69	-50
40	-56.16	-50
50	-54.81	-50
60	-55.83	-50
70	-53.95	-50
80	-55.93	-50
90	-55.37	-50
100	-55.31	-50

Audio Low Pass Filter Frequency Response



SGS-CSTC Standards Technical Services Co., Ltd. Shenzhen Branch

SZEMC-TRF-01 Rev. A/1

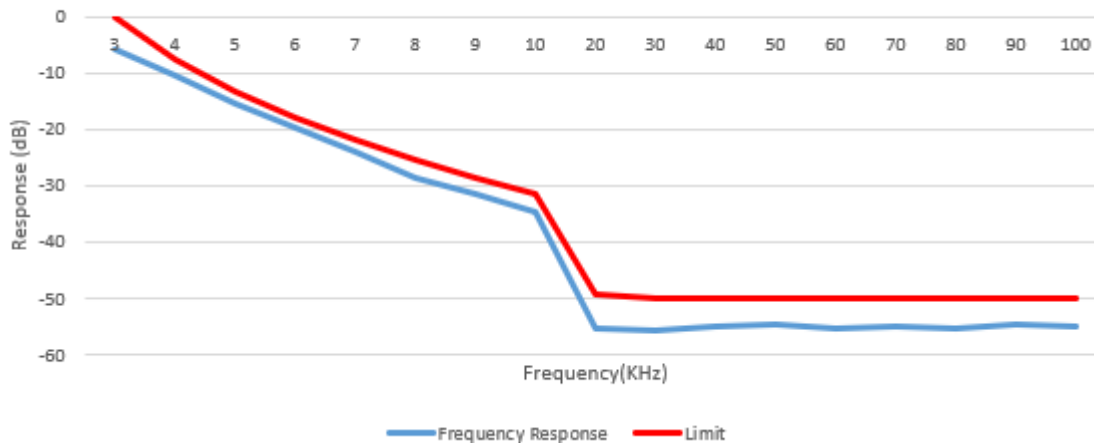
Report No.: SZCR241200492902

Page: 29 of 40

Channel 462.7250MHz for FRS

Frequency(KHz)	Response (dB)	Limit (KHz)
3	-5.75	0
4	-10.45	-7.50
5	-15.60	-13.31
6	-19.60	-18.06
7	-23.96	-22.08
8	-28.59	-25.56
9	-31.61	-28.63
10	-34.71	-31.37
20	-55.26	-49.43
30	-55.74	-50
40	-54.98	-50
50	-54.87	-50
60	-55.26	-50
70	-55.20	-50
80	-55.40	-50
90	-54.84	-50
100	-55.05	-50

Audio Low Pass Filter Frequency Response



SGS-CSTC Standards Technical Services Co., Ltd.
Shenzhen Branch (SZEMC) Laboratory

Unless otherwise agreed in writing, this document is issued by the Company subject to its General Conditions of Service printed overleaf, available on request or accessible at <https://www.sgs.com/en/Terms-and-Conditions>. Attention is drawn to the limitation of liability, indemnification and jurisdiction issues defined therein. Any holder of this document is advised that information contained hereon reflects the Company's findings at the time of its intervention only and within the limits of Client's instructions, if any. The Company's sole responsibility is to its Client and this document does not exonerate parties to a transaction from exercising all their rights and obligations under the transaction documents. This document cannot be reproduced except in full, without prior written approval of the Company. Any unauthorized alteration, forgery or falsification of the content or appearance of this document is unlawful and offenders may be prosecuted to the fullest extent of the law. Unless otherwise stated the results shown in this test report refer only to the sample(s) tested and such sample(s) are retained for 30 days only.

Attention: To check the authenticity of testing / inspection report & certificate, please contact us at telephone: (86-755) 8307 1443, or email: CN.Doccheck@sgs.com
No.1 Workshop, M-10, Middle Section, Science & Technology Park, Nanshan District, Shenzhen, Guangdong, China 518057 t (86-755) 26012053 f (86-755) 26710594 www.sgs.com.cn
中国·广东·深圳市南山区科技园中区M-10栋1号厂房 邮编: 518057 t (86-755) 26012053 f (86-755) 26710594 sgs.china@sgs.com

SGS-CSTC Standards Technical Services Co., Ltd. Shenzhen Branch

SZEMC-TRF-01 Rev. A/1

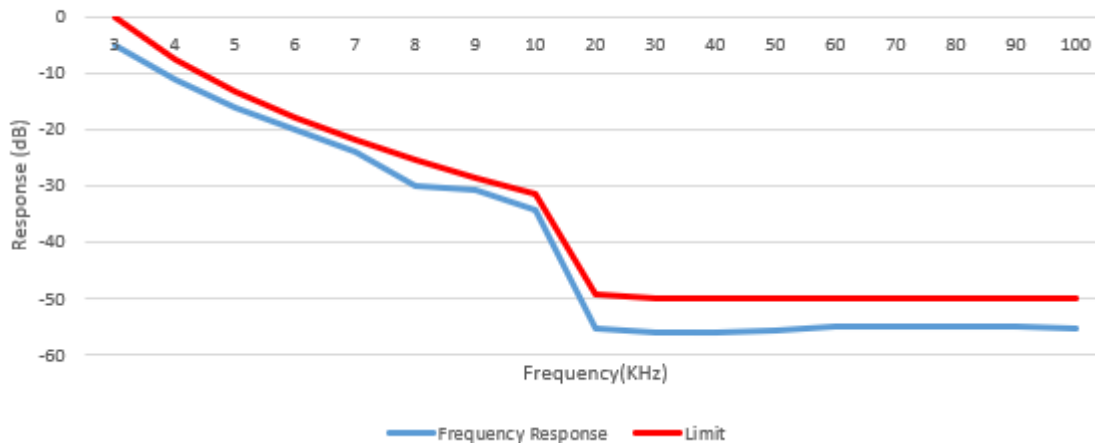
Report No.: SZCR241200492902

Page: 30 of 40

Channel 467.7125MHz for FRS

Frequency(KHz)	Response (dB)	Limit (KHz)
3	-4.99	0
4	-11.27	-7.50
5	-16.14	-13.31
6	-20.07	-18.06
7	-24.04	-22.08
8	-30.06	-25.56
9	-30.78	-28.63
10	-34.24	-31.37
20	-55.45	-49.43
30	-56.10	-50
40	-55.98	-50
50	-55.81	-50
60	-54.93	-50
70	-54.89	-50
80	-55.03	-50
90	-54.90	-50
100	-55.27	-50

Audio Low Pass Filter Frequency Response



SGS-CSTC Standards Technical Services Co., Ltd. Shenzhen Branch

SZEMC-TRF-01 Rev. A/1

Report No.: SZCR241200492902

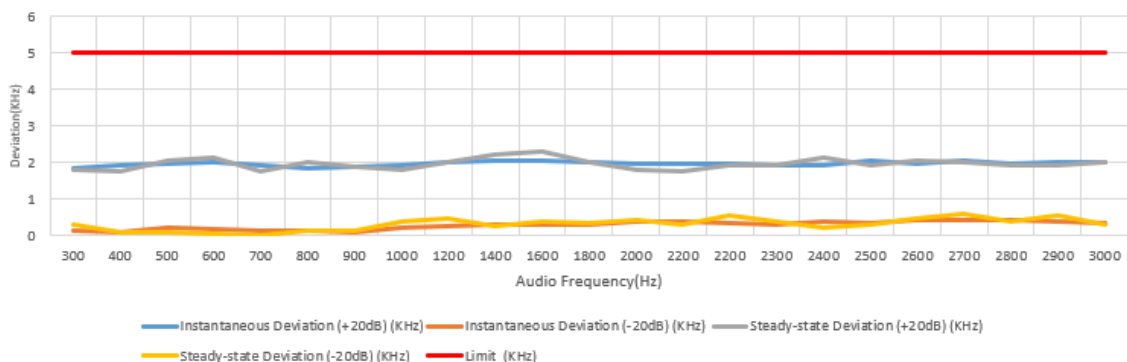
Page: 31 of 40

d. Modulation Limiting

Channel 462.5500MHz for FRS

Audio Frequency(Hz)	Instantaneous		Steady-state		Limit (KHz)
	Deviation (+20dB) (KHz)	Deviation (-20dB) (KHz)	Deviation (+20dB) (KHz)	Deviation (-20dB) (KHz)	
300	1.85	0.105	1.771	0.271	2.5
400	1.906	0.082	1.764	0.062	2.5
500	1.953	0.194	2.031	0.069	2.5
600	1.994	0.175	2.111	0.025	2.5
700	1.92	0.109	1.75	0.011	2.5
800	1.828	0.134	1.983	0.098	2.5
900	1.872	0.09	1.862	0.113	2.5
1000	1.909	0.181	1.802	0.362	2.5
1200	1.992	0.26	2.006	0.46	2.5
1400	2.038	0.285	2.216	0.223	2.5
1600	2.04	0.301	2.274	0.353	2.5
1800	1.989	0.305	1.993	0.322	2.5
2000	1.958	0.365	1.778	0.419	2.5
2200	1.938	0.348	1.755	0.287	2.5
2200	1.96	0.309	1.901	0.53	2.5
2300	1.911	0.277	1.933	0.369	2.5
2400	1.931	0.382	2.117	0.211	2.5
2500	2.04	0.328	1.908	0.295	2.5
2600	1.965	0.416	2.033	0.468	2.5
2700	2.046	0.409	2.009	0.588	2.5
2800	1.958	0.408	1.922	0.353	2.5
2900	1.984	0.371	1.93	0.545	2.5
3000	2.006	0.322	2.003	0.266	2.5

Modulation Limiting



Unless otherwise agreed in writing, this document is issued by the Company subject to its General Conditions of Service printed overleaf, available on request or accessible at <https://www.sgs.com/en/Terms-and-Conditions>. Attention is drawn to the limitation of liability, indemnification and jurisdiction issues defined therein. Any holder of this document is advised that information contained hereon reflects the Company's findings at the time of its intervention only and within the limits of Client's instructions, if any. The Company's sole responsibility is to its Client and this document does not exonerate parties to a transaction from exercising all their rights and obligations under the transaction documents. This document cannot be reproduced except in full, without prior written approval of the Company. Any unauthorized alteration, forgery or falsification of the content or appearance of this document is unlawful and offenders may be prosecuted to the fullest extent of the law. Unless otherwise stated the results shown in this test report refer only to the sample(s) tested and such sample(s) are retained for 30 days only.

Attention: To check the authenticity of testing /inspection report & certificate, please contact us at telephone: (86-755) 8307 1443, or email: CN.Doccheck@sgs.com

SGS-CSTC Standards Technical Services Co., Ltd.
Shenzhen Branch

No. 1 Workshop, M-10, Middle Section, Science & Technology Park, Nanshan District, Shenzhen, Guangdong, China 518057 t (86-755) 26012053 f (86-755) 26710594 www.sgs.com.cn
中国·广东·深圳市南山区科技园中区M-10栋1号厂房 邮编: 518057 t (86-755) 26012053 f (86-755) 26710594 sgs.china@sgs.com

SGS-CSTC Standards Technical Services Co., Ltd. Shenzhen Branch

SZEMC-TRF-01 Rev. A/1

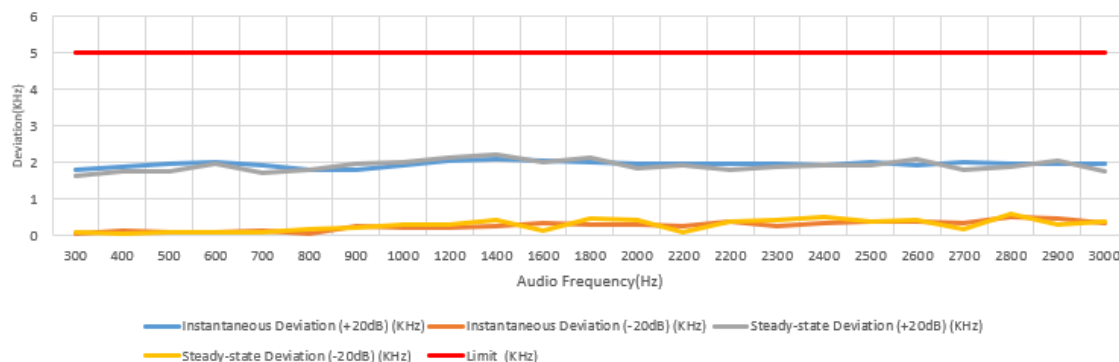
Report No.: SZCR241200492902

Page: 32 of 40

Channel 462.7250MHz for FRS

Audio Frequency(Hz)	Instantaneous		Steady-state		Limit (KHz)
	Deviation (+20dB) (KHz)	Deviation (-20dB) (KHz)	Deviation (+20dB) (KHz)	Deviation (-20dB) (KHz)	
300	1.79	0.024	1.636	0.086	2.5
400	1.89	0.098	1.745	0.017	2.5
500	1.961	0.093	1.765	0.077	2.5
600	1.997	0.087	1.97	0.075	2.5
700	1.925	0.122	1.717	0.059	2.5
800	1.771	0.053	1.773	0.178	2.5
900	1.787	0.247	1.957	0.203	2.5
1000	1.896	0.192	1.978	0.3	2.5
1200	2.029	0.204	2.142	0.301	2.5
1400	2.071	0.259	2.201	0.408	2.5
1600	2.04	0.321	1.993	0.101	2.5
1800	2.006	0.279	2.136	0.459	2.5
2000	1.963	0.295	1.847	0.394	2.5
2200	1.955	0.259	1.932	0.065	2.5
2200	1.943	0.383	1.797	0.364	2.5
2300	1.973	0.257	1.889	0.407	2.5
2400	1.931	0.345	1.925	0.495	2.5
2500	2.004	0.365	1.91	0.348	2.5
2600	1.934	0.365	2.069	0.419	2.5
2700	1.993	0.318	1.788	0.17	2.5
2800	1.977	0.48	1.853	0.564	2.5
2900	1.968	0.436	2.035	0.299	2.5
3000	1.938	0.332	1.75	0.359	2.5

Modulation Limiting



Unless otherwise agreed in writing, this document is issued by the Company subject to its General Conditions of Service printed overleaf, available on request or accessible at <https://www.sgs.com/en/Terms-and-Conditions>. Attention is drawn to the limitation of liability, indemnification and jurisdiction issues defined therein. Any holder of this document is advised that information contained hereon reflects the Company's findings at the time of its intervention only and within the limits of Client's instructions, if any. The Company's sole responsibility is to its Client and this document does not exonerate parties to a transaction from exercising all their rights and obligations under the transaction documents. This document cannot be reproduced except in full, without prior written approval of the Company. Any unauthorized alteration, forgery or falsification of the content or appearance of this document is unlawful and offenders may be prosecuted to the fullest extent of the law. Unless otherwise stated the results shown in this test report refer only to the sample(s) tested and such sample(s) are retained for 30 days only.

Attention: To check the authenticity of testing /inspection report & certificate, please contact us at telephone: (86-755) 8307 1443, or email: CN.Doccheck@sgs.com

SGS-CSTC Standards Technical Services Co., Ltd.
Shenzhen Branch

No. 1 Workshop, M-10, Middle Section, Science & Technology Park, Nanshan District, Shenzhen, Guangdong, China 518057 t (86-755) 26012053 f (86-755) 26710594 www.sgs.com.cn
中国·广东·深圳市南山区科技园中区M-10栋1号厂房 邮编: 518057 t (86-755) 26012053 f (86-755) 26710594 sgs.china@sgs.com

SGS-CSTC Standards Technical Services Co., Ltd. Shenzhen Branch

SZEMC-TRF-01 Rev. A/1

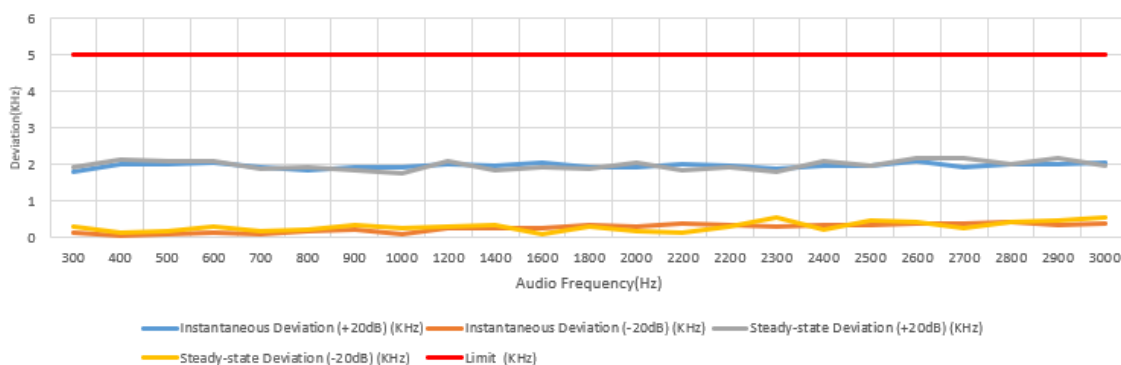
Report No.: SZCR241200492902

Page: 33 of 40

Channel 467.7125MHz for FRS

Audio Frequency(Hz)	Instantaneous		Steady-state		Limit (KHz)
	Deviation (+20dB) (KHz)	Deviation (-20dB) (KHz)	Deviation (+20dB) (KHz)	Deviation (-20dB) (KHz)	
300	1.81	0.124	1.9	0.297	2.5
400	1.987	0.048	2.128	0.128	2.5
500	2.01	0.085	2.087	0.161	2.5
600	2.051	0.097	2.067	0.265	2.5
700	1.934	0.074	1.887	0.176	2.5
800	1.848	0.15	1.901	0.211	2.5
900	1.923	0.21	1.839	0.331	2.5
1000	1.898	0.096	1.746	0.262	2.5
1200	2.007	0.224	2.068	0.29	2.5
1400	1.95	0.253	1.817	0.336	2.5
1600	2.035	0.254	1.92	0.087	2.5
1800	1.926	0.317	1.894	0.295	2.5
2000	1.913	0.289	2.06	0.148	2.5
2200	2.013	0.356	1.831	0.102	2.5
2200	1.942	0.341	1.908	0.299	2.5
2300	1.887	0.293	1.772	0.549	2.5
2400	1.944	0.338	2.062	0.202	2.5
2500	1.956	0.312	1.954	0.438	2.5
2600	2.077	0.376	2.163	0.391	2.5
2700	1.918	0.36	2.164	0.224	2.5
2800	1.982	0.414	1.983	0.426	2.5
2900	1.986	0.34	2.16	0.446	2.5
3000	2.049	0.387	1.969	0.545	2.5

Modulation Limiting



Unless otherwise agreed in writing, this document is issued by the Company subject to its General Conditions of Service printed overleaf, available on request or accessible at <https://www.sgs.com/en/Terms-and-Conditions>. Attention is drawn to the limitation of liability, indemnification and jurisdiction issues defined therein. Any holder of this document is advised that information contained hereon reflects the Company's findings at the time of its intervention only and within the limits of Client's instructions, if any. The Company's sole responsibility is to its Client and this document does not exonerate parties to a transaction from exercising all their rights and obligations under the transaction documents. This document cannot be reproduced except in full, without prior written approval of the Company. Any unauthorized alteration, forgery or falsification of the content or appearance of this document is unlawful and offenders may be prosecuted to the fullest extent of the law. Unless otherwise stated the results shown in this test report refer only to the sample(s) tested and such sample(s) are retained for 30 days only.

Attention: To check the authenticity of testing /inspection report & certificate, please contact us at telephone: (86-755) 8307 1443, or email: CN.Doccheck@sgs.com

SGS-CSTC Standards Technical Services Co., Ltd.
Shenzhen Branch

No.1 Workshop, M-10, Middle Section, Science & Technology Park, Nanshan District, Shenzhen, Guangdong, China 518057 t (86-755) 26012053 f (86-755) 26710594 www.sgsgroup.com.cn
中国·广东·深圳市南山区科技园中区M-10栋1号厂房 邮编: 518057 t (86-755) 26012053 f (86-755) 26710594 sgs.china@sgs.com

7.5 Radiated Spurious Emissions

Test Requirement 47 CFR FCC Part 95.579 & FCC Part 2.1053;

Test Method: ANSI/TIA-603-E:2016

Measurement Distance: 3m

Resolution bandwidth = 10 kHz for spurious emissions below 1 GHz, and 1 MHz for spurious emissions above 1 GHz.

Video Bandwidth = 300 kHz for spurious emissions below 1 GHz, and 3 MHz for spurious emissions above 1 GHz.

Limit:

For FCC Part 95.579

Each FRS transmitter type must be designed to satisfy the applicable unwanted emissions limits in this paragraph.

(a) Attenuation requirements. The power of unwanted emissions must be attenuated below the carrier power output in Watts (P) by at least:

(1) 25 dB (decibels) in the frequency band 6.25 kHz to 12.5 kHz removed from the channel center frequency.

(2) 35 dB in the frequency band 12.5 kHz to 31.25 kHz removed from the channel center frequency.

(3) 43 + 10 log (P) dB in any frequency band removed from the channel center frequency by more than 31.25 kHz.

(b) Measurement bandwidths. The power of unwanted emissions in the frequency bands specified in paragraphs (a)(1) and (2) of this section is measured with a reference bandwidth of 300 Hz. The power of unwanted emissions in the frequency range specified in paragraph (a)(3) is measured with a reference bandwidth of at least 30 kHz.

(c) Measurement conditions. The requirements in this section apply to each FRS transmitter type both with and without the connection of permitted attachments, such as an external speaker, microphone and/or power cord.

7.5.1 E.U.T. Operation

Operating Environment:

Temperature: 22.5 °C

Humidity: 52.6 % RH

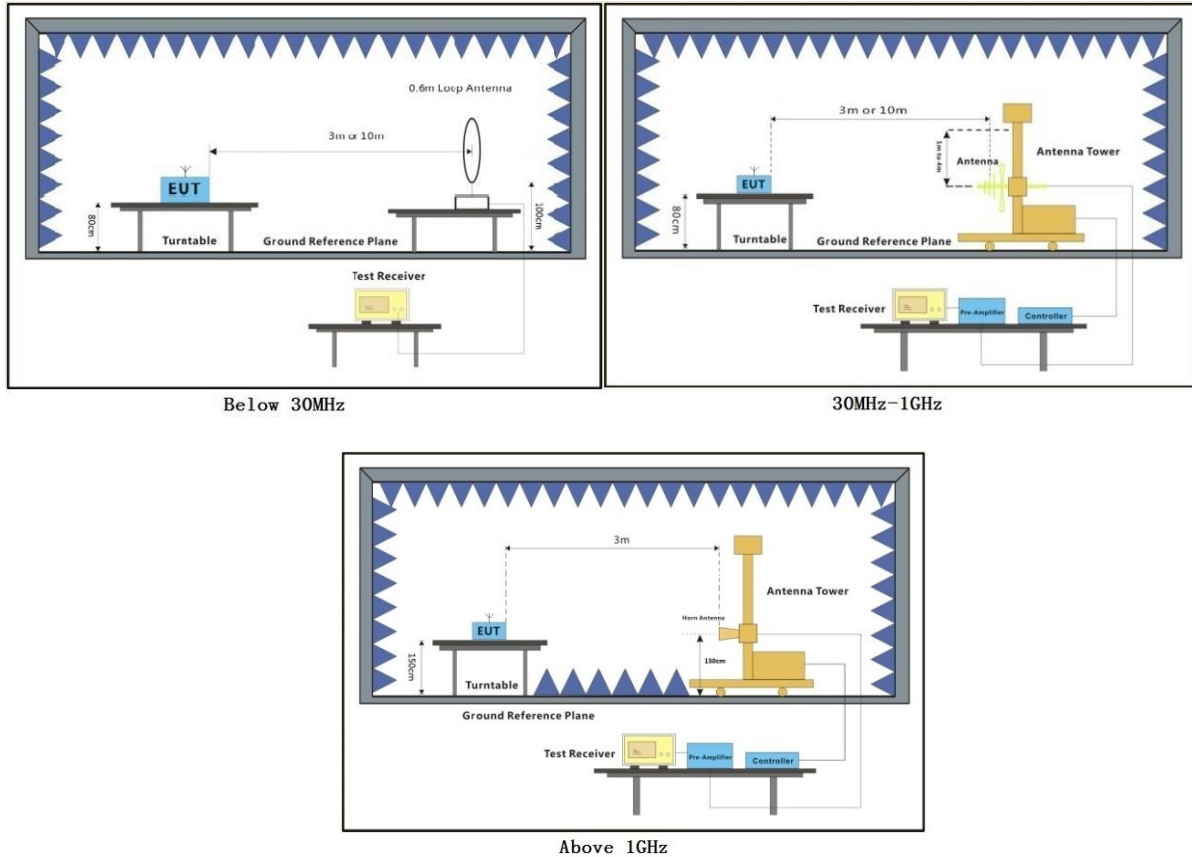
Atmospheric Pressure: 1020 mbar

7.5.2 Test Mode Description

Pre-scan / Final test	Mode Code	Description
Final test	02	TX mode_Keep the EUT in transmitting mode



7.5.3 Test Setup Diagram



7.5.4 Measurement Procedure and Data

Test Procedure:

- (1) On a test site, the EUT shall be placed on a turntable and in the position closest to the normal use as declared by the user.
- (2) The test antenna shall be oriented initially for vertical polarization located 3m from the EUT to correspond to the transmitter.
- (3) The output of the antenna shall be connected to the measuring receiver and either a peak or quasi-peak detector was used for the measurement as indicated on the report. The detector selection is based on how close the emission level was approaching the limit.
- (4) The transmitter shall be switched on; if possible, without the modulation and the measurement receiver shall be tuned to the frequency of the transmitter under test.
- (5) The test antenna shall be raised and lowered through the specified range of height until the measuring receiver detects a maximum signal level.
- (6) The transmitter shall then be rotated through 360° in the horizontal plane, until the maximum signal level is detected by the measuring receiver.
- (7) The test antenna shall be raised and lowered again through the specified range of height until the measuring receiver detects a maximum signal level.
- (8) The maximum signal level detected by the measuring receiver shall be noted.
- (9) The measurement shall be repeated with the test antenna set to horizontal polarization.
- (10) Replace the antenna with a proper Antenna (substitution antenna).
- (11) The substitution antenna shall be oriented for vertical polarization and, if necessary, the length of the substitution antenna shall be adjusted to correspond to the frequency of transmitting.
- (12) The substitution antenna shall be connected to a calibrated signal generator.
- (13) If necessary, the input attenuator setting of the measuring receiver shall be adjusted in order to increase the sensitivity of the measuring receiver.
- (14) The test antenna shall be raised and lowered through the specified range of the height to ensure that the maximum signal is received.
- (15) The input signal to substitution antenna shall be adjusted to the level that produces a level detected by the measuring receiver, that is equal to the level noted while the transmitter radiated power was measured, corrected for the change of input attenuation setting of the measuring receiver.
- (16) The input level to the substitution antenna shall be recorded as power level in dBm, corrected for any change of input attenuator setting of the measuring receiver.
- (17) The measurement shall be repeated with the test antenna and the substitution antenna oriented for horizontal polarization.



Unless otherwise agreed in writing, this document is issued by the Company subject to its General Conditions of Service printed overleaf, available on request or accessible at <https://www.sgs.com/en/Terms-and-Conditions>. Attention is drawn to the limitation of liability, indemnification and jurisdiction issues defined therein. Any holder of this document is advised that information contained hereon reflects the Company's findings at the time of its intervention only and within the limits of Client's instructions, if any. The Company's sole responsibility is to its Client and this document does not exonerate parties to a transaction from exercising all their rights and obligations under the transaction documents. This document cannot be reproduced except in full, without prior written approval of the Company. Any unauthorized alteration, forgery or falsification of the content or appearance of this document is unlawful and offenders may be prosecuted to the fullest extent of the law. Unless otherwise stated the results shown in this test report refer only to the sample(s) tested and such sample(s) are retained for 30 days only.

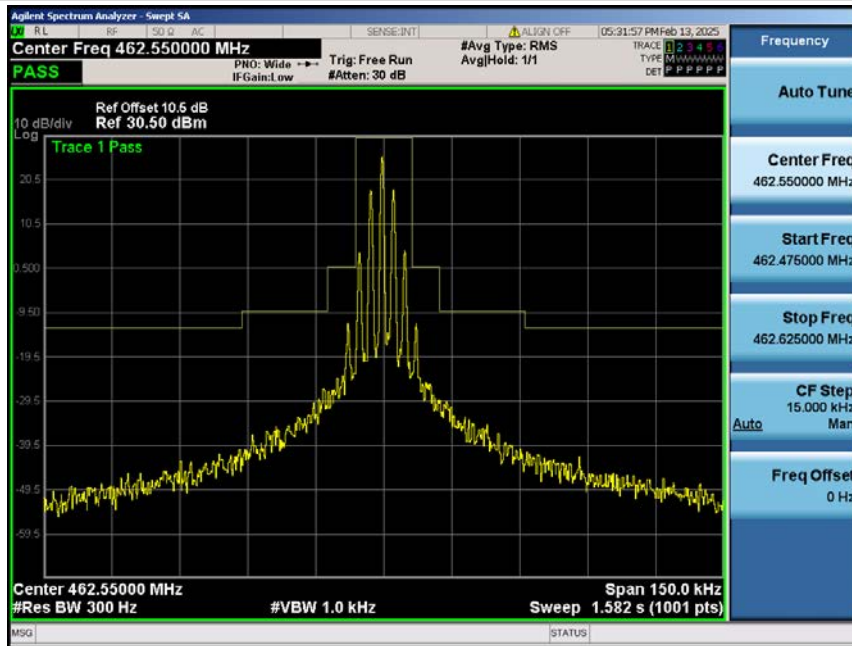
Attention: To check the authenticity of testing / inspection report & certificate, please contact us at telephone: (86-755) 8307 1443, or email: CN.Doccheck@sgs.com

SGS-CSTC Standards Technical Services Co., Ltd.
Shenzhen Branch (SGS-CSTC Laboratory)

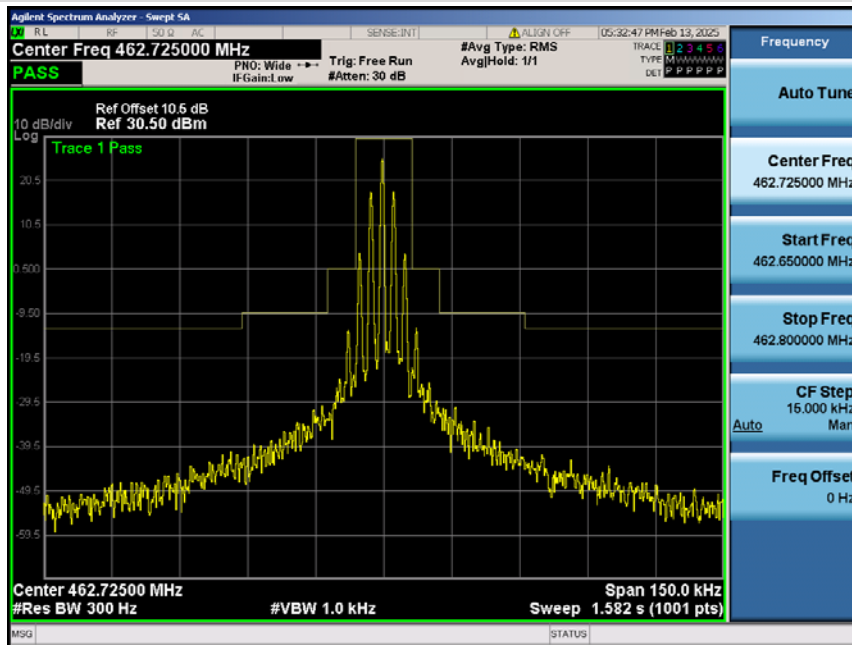
No. 1 Workshop, M-10, Middle Section, Science & Technology Park, Nanshan District, Shenzhen, Guangdong, China 518057 t (86-755) 26012053 f (86-755) 26710594 www.sgsgroup.com.cn
中国·广东·深圳市南山区科技园中区M-10栋1号厂房 邮编: 518057 t (86-755) 26012053 f (86-755) 26710594 sgs.china@sgs.com

Emission Mask

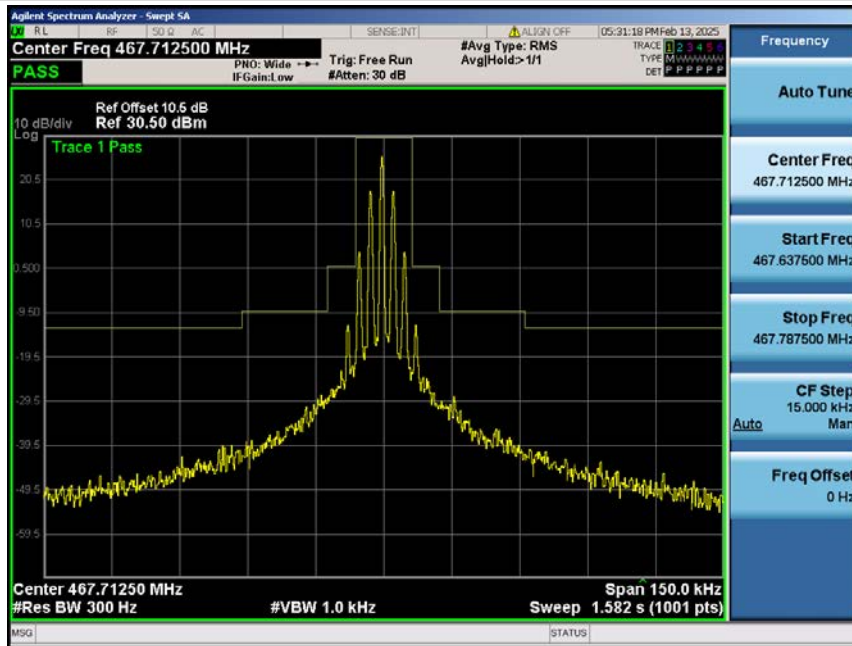
FM mode, Assigned Frequency: 462.5500MHz



FM mode, Assigned Frequency: 462.7250MHz



FM mode, Assigned Frequency: 467.7125MHz



SGS-CSTC Standards Technical Services Co., Ltd. Shenzhen Branch

SZEMC-TRF-01 Rev. A/1

Report No.: SZCR241200492902

Page: 39 of 40

Radiated Spurious Emissions Below 1GHz, Assigned Frequency: 467.7125MHz

Frequency (MHz)	Polarity H/V	Emission Level (dBm)	Limit (dBm)	Margin (dBm)
30.64	V	-74.47	-13.00	61.47
44.74	V	-78.15	-13.00	65.15
82.36	V	-72.42	-13.00	59.42
158.67	V	-82.53	-13.00	69.53
280.02	V	-75.43	-13.00	62.43
925.76	V	-65.63	-13.00	52.63
30.42	H	-77.63	-13.00	64.63
152.13	H	-84.65	-13.00	71.65
238.31	H	-79.21	-13.00	66.21
330.20	H	-77.29	-13.00	64.29
401.84	H	-75.81	-13.00	62.81
925.76	H	-61.72	-13.00	48.72

Radiated Spurious Emissions Above 1GHz, Assigned Frequency: 467.7125MHz

Frequency (MHz)	Polarity H/V	Emission Level (dBm)	Limit (dBm)	Margin (dBm)
1719.78	V	-73.07	-13.00	60.07
4170.53	V	-68.54	-13.00	55.54
5399.03	V	-61.70	-13.00	48.70
2050.00	H	-75.31	-13.00	62.31
4159.93	H	-69.85	-13.00	56.85
5782.55	H	-62.68	-13.00	49.68

Note: Margin = Emission level – Limit.

Remark:

- 1) Only record the worst case in the report.
- 2) The disturbance above points marked on above plots are the highest emissions could be found when testing, so only above points had been displayed. The amplitude of spurious emissions from the radiator which are attenuated more than 20dB below the limit need not be reported.



Unless otherwise agreed in writing, this document is issued by the Company subject to its General Conditions of Service printed overleaf, available on request or accessible at <https://www.sgs.com/en/Terms-and-Conditions>. Attention is drawn to the limitation of liability, indemnification and jurisdiction issues defined therein. Any holder of this document is advised that information contained hereon reflects the Company's findings at the time of its intervention only and within the limits of Client's instructions, if any. The Company's sole responsibility is to its Client and this document does not exonerate parties to a transaction from exercising all their rights and obligations under the transaction documents. This document cannot be reproduced except in full, without prior written approval of the Company. Any unauthorized alteration, forgery or falsification of the content or appearance of this document is unlawful and offenders may be prosecuted to the fullest extent of the law. Unless otherwise stated the results shown in this test report refer only to the sample(s) tested and such sample(s) are retained for 30 days only.

Attention: To check the authenticity of testing / inspection report & certificate, please contact us at telephone: (86-755) 8307 1443, or email: CN.Doccheck@sgs.com

No.1 Workshop, M-10, Middle Section, Science & Technology Park, Nanshan District, Shenzhen, Guangdong, China 518057 t (86-755) 26012053 f (86-755) 26710594 www.sgs.com.cn
 中国·广东·深圳市南山区科技园中区M-10栋1号厂房 邮编: 518057 t (86-755) 26012053 f (86-755) 26710594 sgs.china@sgs.com

8 Test Setup Photo

Refer to Setup Photo for SZCR2412004929AT

9 EUT Constructional Details (EUT Photos)

Refer to External and Internal Photos for SZCR2412004929AT

- End of the Report -

