



APPENDIX F: DUT ANTENNA DIAGRAM & SAR TEST SETUP PHOTOGRAPHS

FCC ID: V65CD8100		SAR EVALUATION REPORT		Reviewed by: Quality Manager
Test Dates: 09/14/15 - 09/17/15	DUT Type: Portable Handset			APPENDIX F: Page 1 of 8

Note: Exact antenna dimensions and separation distances are shown in the Technical Descriptions in the FCC Filing.

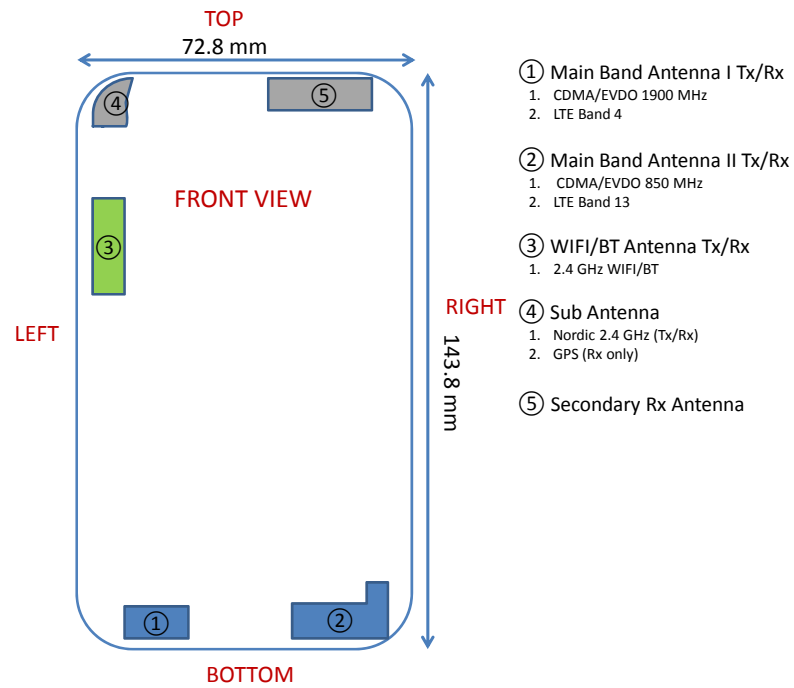





Figure F-1
DUT Antenna Locations



FCC ID: V65CD8100	 PCTEST ENGINEERING LABORATORY, INC.	SAR EVALUATION REPORT		Reviewed by: Quality Manager
Test Dates: 09/14/15 - 09/17/15	DUT Type: Portable Handset			APPENDIX F: Page 2 of 8



SAR Test Setup Photo 1 – Right Cheek



SAR Test Setup Photo 2 – Right Tilt



FCC ID: V65CD8100		SAR EVALUATION REPORT		Reviewed by: Quality Manager
Test Dates: 09/14/15 - 09/17/15	DUT Type: Portable Handset	APPENDIX F: Page 3 of 8		
© 2015 PCTEST Engineering Laboratory, Inc.			REV 16.4 M 09/03/2015	



SAR Test Setup Photo 3 – Left Cheek




SAR Test Setup Photo 4 – Left Tilt



FCC ID: V65CD8100		SAR EVALUATION REPORT		Reviewed by: Quality Manager
Test Dates: 09/14/15 - 09/17/15	DUT Type: Portable Handset			APPENDIX F: Page 4 of 8




SAR Test Setup Photo 5 – Back Side at 15 mm



SAR Test Setup Photo 6 – Back Side at 10 mm



FCC ID: V65CD8100		SAR EVALUATION REPORT		Reviewed by: Quality Manager
Test Dates: 09/14/15 - 09/17/15	DUT Type: Portable Handset	APPENDIX F: Page 5 of 8		
© 2015 PCTEST Engineering Laboratory, Inc.			REV 16.4 M 09/03/2015	




SAR Test Setup Photo 7 – Front Side at 10 mm




SAR Test Setup Photo 8 – Bottom Edge at 10 mm



FCC ID: V65CD8100		SAR EVALUATION REPORT		Reviewed by: Quality Manager
Test Dates: 09/14/15 - 09/17/15	DUT Type: Portable Handset			APPENDIX F: Page 6 of 8
© 2015 PCTEST Engineering Laboratory, Inc.				REV 16.4 M 09/03/2015



SAR Test Setup Photo 9 – Right Edge at 10 mm





SAR Test Setup Photo 10 – Left Edge at 10 mm

FCC ID: V65CD8100		SAR EVALUATION REPORT		Reviewed by: Quality Manager
Test Dates: 09/14/15 - 09/17/15	DUT Type: Portable Handset			APPENDIX F: Page 7 of 8
© 2015 PCTEST Engineering Laboratory, Inc.				REV 16.4 M 09/03/2015



SAR Test Setup Photo 11 – DUT Reference Lines

FCC ID: V65CD8100		SAR EVALUATION REPORT		Reviewed by: Quality Manager
Test Dates: 09/14/15 - 09/17/15	DUT Type: Portable Handset			APPENDIX F: Page 8 of 8