

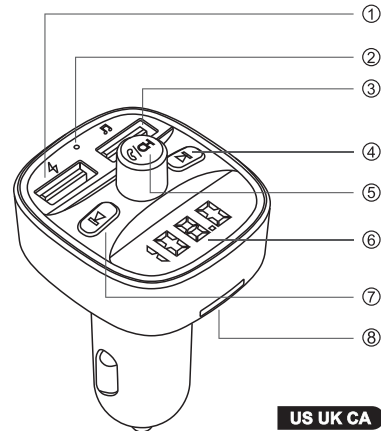
# Lencent

## T25

### User Manual

### Bluetooth FM Transmitter for Car

Service Email address: [support@lencent.info](mailto:support@lencent.info)



US UK CA

#### Product Diagram

- ① USB Charging Port
- ② Microphone
- ③ USB Reading Port
- ④ Next Song
- ⑤ Multifunction Button
- ⑥ Display Screen
- ⑦ Previous Song
- ⑧ Micro SD Card Slot

#### Package Contents

• 1\*FM Transmitter • 1 \* User Manual

#### Control Functions

**Play/Pause/Answer/Hang up phone calls** - Press the multifunction button once

**Reject Calls** - Press the multifunction button and hold for 2 seconds

**Redial Call** - Press the multifunction button twice



**Previous +/- Next Track** - Press the Previous/Next button

**Previous +/- Next Frequency** - Long press the multifunction button about 2 seconds, it means ready to adjust when the fm frequency flashes on the display screen, then rotate the multifunction button to change, or press Previous/Next to increase or decrease fm frequency

**Volume +/-** - Rotate the multifunction button to adjust the volume

**Multifunction Button** - Rotate to adjust the volume or radio frequency

#### How to Use

- 1) Connect the T25 to the car cigarette lighter;
- 2) T25 will automatically switch on and show the battery level of your car;
- 3) The bluetooth logo (  ) on the screen will be blinking, that means the T25 is ready to connect;
- 4) Turn on the Bluetooth on your mobile phone and find T25 in your phone's Bluetooth list and click "T25" to connect;
- 5) After connected, the bluetooth logo (  ) on the screen will not blink and shows the fm frequency;
- 6) Tune the car FM radio to a blank FM station;
- 7) Choose the same radio frequency between the T25 and the audio system of your car and you will be fully connected (Radio Frequency start in 88.1MHz to 107.9MHz);
- 8) Then open the music player or navigation on your smart phones, it can transmit the phone calls, music or navigation to the car stereo system;
- 9) Insert the U Disk/Micro SD Card into the T25, it will automatically detect and play the MP3/WMA/FLAC/WAV/APE format music;
- 10) If Bluetooth, U disk, micro SD all connected, long press the "Next" button about 2 seconds to switch music source. When choose the Bluetooth, you have to press play button to start the music.

#### Important Note

- 1) T25 will connect to the last paired device automatically when turn it on next time. (Turn on the Bluetooth of your device first, and then turn on the T25).
- 2) For the best audio quality, please turn up the volume of your phone and the fm transmitter to the max level, then turn down the volume of your car radio below to 15.
- 3) For Noise - If the audio has too much noise, please select another radio frequency, maybe the chosen frequency is occupied by a radio station or have too much interference.
- 4) For Unstable Connection - Please firstly try with another phone or tablet; or report your phone model and OS.
- 5) To prevent your car battery from being drained, please be sure to remove the T25 from the car cigarette lighter after use.

US UK CA

#### FCC Warning:

This equipment has been tested and found to comply with the limits for a Class B digital device, pursuant to part 15 of the FCC Rules. These limits are designed to provide reasonable protection against harmful interference in a residential installation. This equipment generates, uses and can radiate radio frequency energy and, if not installed and used in accordance with the instructions, may cause harmful interference to radio communications. However, there is no guarantee that interference will not occur in a particular installation. If this equipment does cause harmful interference to radio or television reception, which can be determined by turning the equipment off and on, the user is encouraged to try to correct the interference by one or more of the following measures:

- Reorient or relocate the receiving antenna.
- Increase the separation between the equipment and receiver.
- Connect the equipment into an outlet on a circuit different from that to which the receiver is connected.
- Consult the dealer or an experienced radio/TV technician for help.

Caution: Any changes or modifications to this device not explicitly approved by manufacturer could void your authority to operate this equipment.

This device complies with part 15 of the FCC Rules. Operation is subject to the following two conditions:

- (1) This device may not cause harmful interference, and
- (2) this device must accept any interference received, including interference that may cause undesired operation.

The device has been evaluated to meet general RF exposure requirement. The device can be used in portable exposure condition without restriction.

#### ISED Statement

- English: This device complies with Industry Canada license - exempt RSS standard(s). Operation is subject to the following two conditions: (1) This device may not cause interference, and (2) This device must accept any interference, including interference that may cause undesired operation of the device. The digital apparatus complies with Canadian CAN ICES - 3 (B)/NMB - 3(B).

- French: Le présent appareil est conforme aux CNR d'Industrie Canada applicables aux appareils

radio exempts de licence. L'exploitation est autorisée aux deux conditions suivantes: (1) l'appareil ne doit pas produire de brouillage, et (2) l'utilisateur de l'appareil doit accepter tout brouillage radioélectrique subi, même si le brouillage est susceptible d'en compromettre le fonctionnement.

radio exempts de licence. L'exploitation est autorisée aux deux conditions suivantes:

- (1) l'appareil ne doit pas produire de brouillage, et
- (2) l'utilisateur de l'appareil doit accepter tout brouillage radioélectrique subi, même si le brouillage est susceptible d'en compromettre le fonctionnement.

This radio transmitter (ISED certification number: 27089-T25) has been approved by Industry Canada to operate with the antenna types listed with the maximum permissible gain indicated. Antenna types not included in this list, having a gain greater than the maximum gain indicated for that type, are strictly prohibited for use with this device.

Le présent émetteur radio (ISED certification number: 27089-T25) a été approuvé par Industrie Canada pour fonctionner avec les types d'antenne énumérés ci-dessous et ayant un gain admissible maximal. Les types d'antenne non inclus dans cette liste, et dont le gain est supérieur au gain maximal indiqué, sont strictement interdits pour l'exploitation de l'émetteur.

