

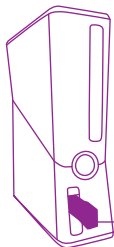


Super-converter

操作說明

step. 1

將Super-converter 連接到XBOX360主機的USB連接埠。



step. 2

PS3手把透過USB線與Super-converter 連接後，待**手把Player指示燈**任一燈號亮起(或確認手把能用有線操控的方式對應主機功能)，即表示與Super-converter註冊完成。



step. 3

拔除 PS3 手把 USB 線後，即可進行無線手把操控。

step. 4

註冊完成後，當手把休眠或關閉時，只需按壓手把上的**PS按鈕**即可立即連線，則不再需要重新使用USB連接線進行註冊。

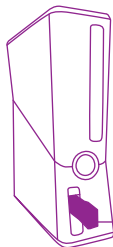
- 每個Super-converter一次僅能對應一支PS3手把進行控制。
- 每個Super-converter最多可以記憶四支手把不需重新註冊但無法同時使用，若發現無法與Super-converter連線時，請重新註冊。
- Win7以上系統即插即用，WinXP系統請安裝微軟XBOX360驅動程式即可使用。

Super-converter

操作说明

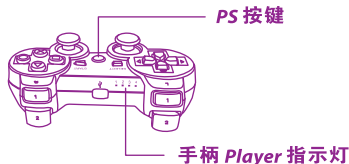
step. 1

將Super-converter连接到XBOX360主机的USB连接端口。



step. 2

PS3手柄透过USB线与Super-converter 连接后，待**手柄Player指示灯**任一灯号亮起(或确认手柄能用有线操控的方式对应主机功能)，即表示与Super-converter注册完成。



step. 3

拔除 PS3 手柄 USB 线后，即可进行无线手柄操控。

step. 4

注册完成后，当手柄休眠或关闭时，只需按压手柄上的**PS按钮**即可立即联机，则不再需要重新使用USB连接线进行注册。

- 每个Super-converter一次仅能对应一支PS3手柄进行控制。
- 每个Super-converter最多可以记忆四支手柄不需重新注册但无法同时使用，若发现无法与Super-converter联机时，请重新注册。
- Win7以上系统即插即用，WinXP系统请安装微软XBOX360驱动程序即可使用。

根據國家通訊傳播委員會(NCC)「低功率電波輻射性電機管理辦法」第12條和第14條規定：

經型式認證合格之低功率射頻電機，非經國家通訊傳播委員會(NCC)許可，公司、商號或使用者均不得擅自變更頻率、加大功率或變更原設計之特性及功能。

低功率射頻電機之使用不得影響飛航安全及干擾合法通信；經發現有干擾現象時，應立即停用，並改善至無干擾時方得繼續使用。

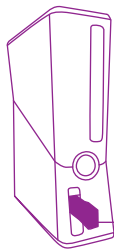
前項合法通信，指依電信法規定作業之無線電通信。低功率射頻電機須忍受合法通信或工業、科學及醫療用電波輻射性電機設備之干擾。



Super-converter user guide

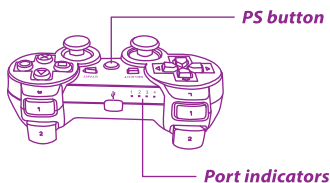
step.1

Connect the converter to the XBOX360 via USB port .



step.2

Connect PS3 controller to converter by USB cable. The converter registration is done when you see **any one of the port indicator light** is on or check the controller function can be worked on console.



step.3

Unplug PS3 controller USB cable then it can be used as wireless.

step.4

When controller is in power-saving or off mode after registration, press **PS button** on controller and it will reconnect automatically. No need to do USB connection and registration again.

- Each converter can only be connected to one controller at a time.
- Each converter can memorize up to 4 controllers. Once you find it can't be connected automatically, just redo registration process.
- Just plug and play for Win 7 or advance. Microsoft 360 driver is needed for Win XP.

FCC Statement:

This device complies with part 15 of the FCC Rules. Operation is subject to the following two conditions:

- (1) This device may not cause harmful interference, and
- (2) this device must accept any interference received, including interference that may cause undesired operation.

NOTE: This equipment has been tested and found to comply with the limits for a Class B digital device, pursuant to part 15 of the FCC Rules. These limits are designed to provide reasonable protection against harmful interference in a residential installation.

This equipment generates, uses and can radiate radio frequency energy and, if not installed and used in accordance with the instructions, may cause harmful interference to radio communications. However, there is no guarantee that interference will not occur in a particular installation.

If this equipment does cause harmful interference to radio or television reception, which can be determined by turning the equipment off and on, the user is encouraged to try to correct the interference by one or more of the following measures:

- Reorient or relocate the receiving antenna.
- Increase the separation between the equipment and receiver.
- Connect the equipment into an outlet on a circuit different from that to which the receiver is connected.
- Consult the dealer or an experienced radio/TV technician for help.

Changes or modifications not expressly approved by the party responsible for compliance could void the user's authority to operate the equipment.