




PHOTOGRAPHS OF TEST SET UP




Radiated Emissions Below 1GHz Front (BTLE Mode)



Radiated Emissions Below 1GHz Rear (BTLE Mode)



Radiated Emissions Above 1GHz Front (BTLE Mode)




Radiated Emissions Above 1GHz Rear (BTLE Mode)






Radiated Emissions Below 1GHz Front (Cell Mode)



Radiated Emissions Below 1GHz Rear (Cell Mode)




Radiated Emissions Above 1GHz Front (Cell Mode)




Radiated Emissions Above 1GHz Rear (Cell Mode)






Conducted Testing Front (BTLE Mode)



Conducted Testing Rear (BTLE Mode)




Conducted Testing Front (Cellular Bands Transmit Mode)




Conducted Testing Rear (Cellular Bands Transmit Mode)







BTLE Power Testing



BTLE Conducted Testing



Cellular Bands Power Testing




Cellular Bands Conducted Testing





Cell Frequency Stability Testing 1



Cell Frequency Stability Testing 1