

TIMCO ENGINEERING INC.

849 NW State Road 45

Newberry, Florida 32669

<http://www.timcoengr.com>

888.472.2424 F 352.472.2030 email: sid@timcoengr.com

Test Report

Product Name: HANDHELD TRANSMITTER

FCC ID: JFZT202

Applicant:

AUDIO TECHNICA CORPORATION
2206 NARUSE, MACHIDA
TOKYO 194
JAPAN

Date Receipt: 5/30/2006

Report Date: 10/2/2006

APPLICANT: AUDIO TECHNICA CORPORATION

FCC ID: JFZT202

REPORT #: V:\A\AudioTechnica_JFZ\1129UT6\1129UT6TestReport.doc

COVER SHEET

TIMCO ENGINEERING INC.

849 NW State Road 45

Newberry, Florida 32669

<http://www.timcoengr.com>

888.472.2424 F 352.472.2030 email: sid@timcoengr.com

TABLE OF CONTENTS LIST

TEST REPORT CONTAINING:

PAGE 1-2	GENERAL INFORMATION
PAGE 3	RF POWER OUTPUT
PAGE 4	MODULATION CHARAC & MOD LIMITING PLOT
PAGE 5	AUDIO FREQUENCY RESPONSE PLOT
PAGE 6-7	OCCUPIED BANDWIDTH
PAGE 8-10	RADIATED EMISSIONS TEST DATA
PAGE 11	METHOD OF MEASURING RADIATED EMISSIONS
PAGE 12	FREQUENCY STABILITY TEST DATA
PAGE 13-14	EQUIPMENT LIST

EXHIBITS CONTAINING:

CONFIDENTIALITY REQUEST LETTER
FCC ID LABEL SAMPLE
SKETCH OF FCC ID LABEL LOCATION
BLOCK DIAGRAM
SCHEMATIC
TUNING PROCEDURE
CIRCUIT DESCRIPTION
USER'S MANUAL
TEST SET UP PHOTOGRAPH
EXTERNAL PHOTOGRAPHS
INTERNAL PHOTOGRAPHS

APPLICANT: AUDIO TECHNICA CORPORATION

FCCID: JFZT202

REPORT #: V:\A\AudioTechnica_JFZ\1129UT6\1129UT6TestReport.doc

TABLE OF CONTENTS

TIMCO ENGINEERING INC.

849 NW State Road 45

Newberry, Florida 32669

<http://www.timcoengr.com>

888.472.2424 F 352.472.2030 email: sid@timcoengr.com

GENERAL INFORMATION REQUIRED FOR TYPE ACCEPTANCE

2.1033 AUDIO TECHNICA CORPORATION will manufacture the
2.1034 FCC ID: JFZT202 in quantity, for use under FCC RULES
PART 90.265.

2.1033 (C4) TECHNICAL DESCRIPTION

(1) Type of Emission: 46KF3E

$$B_n = 2M + 2DK$$

$$M = 15000$$

$$D = 8 \text{ kHz (Peak Deviation)}$$

$$K = 1$$

$$B_n = 2(15K) + 2(8K)(1) = 46000$$

ALLOWED AUTHORIZED BANDWIDTH = 54 kHz.
90.265(b)(1)

(2) Frequency Range: 169.445-171.905 MHz

(3) Power Range and Controls: Unit has no controls.

(4) Maximum Output Power Rating: PWR: ERP

0.002 Watts

(5) DC Voltages and Current into Final Amplifier:

FINAL AMPLIFIER ONLY

$$V_{ce} = 9 \text{ Volts}$$

$$I_{ce} = 32 \text{ mA.}$$

2.1033 (C.10)(7) Complete Circuit Diagrams: The circuit diagram and
block diagram are included.

(8) Instruction book. The instruction manual is included.

Tune-up procedure. The tune-up procedure is included.

2.1033 (c.11) Photo or drawing of label location are included.

2.1033 (c.12) Photos of the device are included.

APPLICANT: AUDIO TECHNICA CORPORATION

FCCID: JFZT202

REPORT #: V:\A\AudioTechnica_JFZ\1129UT6\1129UT6TestReport.doc

TIMCO ENGINEERING INC.

849 NW State Road 45

Newberry, Florida 32669

<http://www.timcoengr.com>

888.472.2424 F 352.472.2030 email: sid@timcoengr.com

APPLICANT: AUDIO TECHNICA CORPORATION

FCC ID: JFZT202

(10) Description of all circuitry and devices provided
for determining and stabilizing frequency.

The circuit description is included.

(12) Digital modulation. This unit does not use
digital modulation.

2.983(e) The data required by 2.1046 through 2.1057 is submitted below.

APPLICANT: AUDIO TECHNICA CORPORATION

FCCID: JFZT202

REPORT #: V:\A\AudioTechnica_JFZ\1129UT6\1129UT6TestReport.doc

TIMCO ENGINEERING INC.

849 NW State Road 45

Newberry, Florida 32669

<http://www.timcoengr.com>

888.472.2424 F 352.472.2030 email: sid@timcoengr.com

2.1046

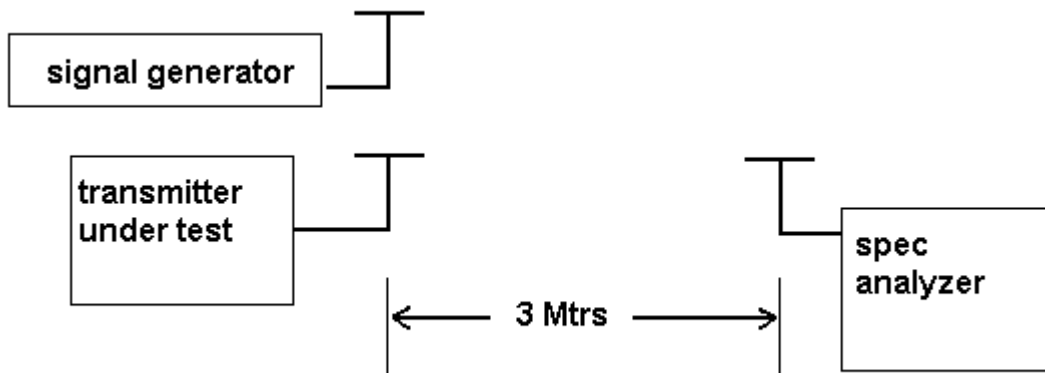
RF Power Output.

RF power is measured as effective radiated power.

OUTPUT POWER: .002W ERP

For a device with a fixed antenna, RF power is measured as ERP as the antenna is permanently attached. The substitution method was used as described in TIA-603-C.

R.F. POWER OUTPUT TEST PROCEDURE



APPLICANT: AUDIO TECHNICA CORPORATION

FCCID: JFZT202

REPORT #: V:\A\AudioTechnica_JFZ\1129UT6\1129UT6TestReport.doc

TIMCO ENGINEERING INC.

849 NW State Road 45

Newberry, Florida 32669

<http://www.timcoengr.com>

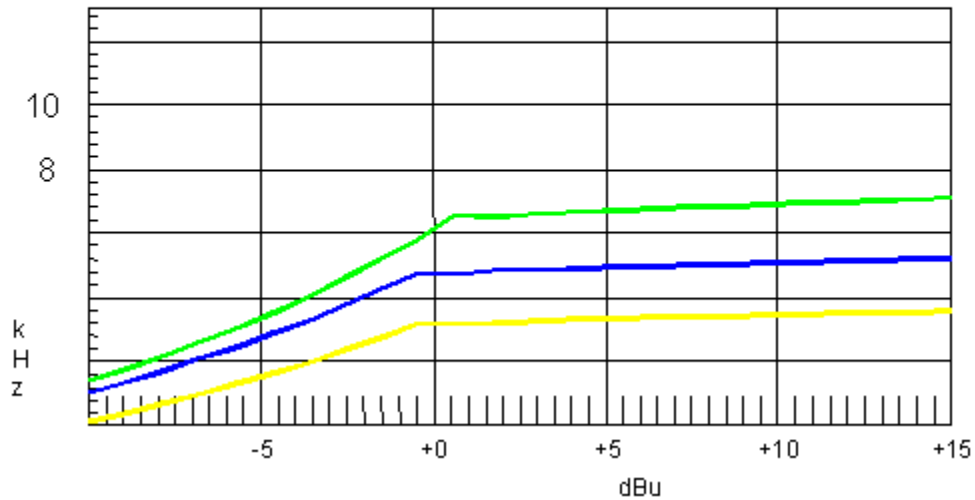
888.472.2424 F 352.472.2030 email: sid@timcoengr.com

2.1047(a)(b) Modulation characteristics:

AUDIO_LOW_PASS_FILTER

The audio low pass filter is not required in this unit.

Modulation Limiting Plots:
15 KHz (Green), 2.5 KHz (Blue), and 1.0 KHz (Yellow)



APPLICANT: AUDIO TECHNICA CORPORATION

FCCID: JFZT202

REPORT #: V:\A\AudioTechnica_JFZ\1129UT6\1129UT6TestReport.doc

TIMCO ENGINEERING INC.

849 NW State Road 45

Newberry, Florida 32669

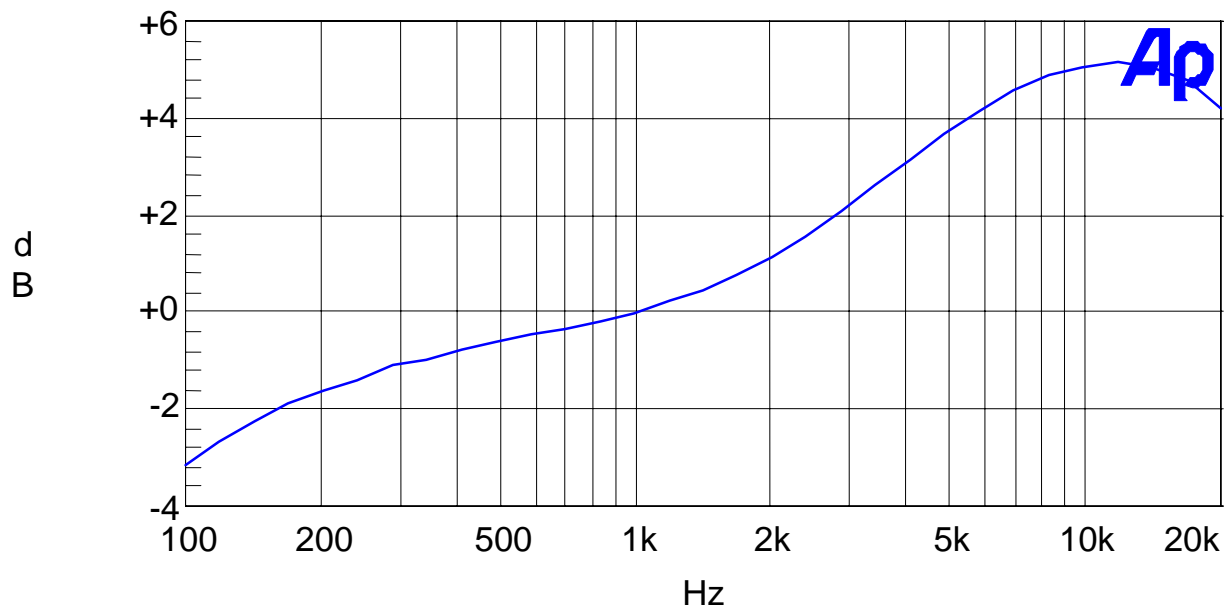
<http://www.timcoengr.com>

888.472.2424 F 352.472.2030 email: sid@timcoengr.com

AUDIO_FREQUENCY_RESPONSE

The audio frequency response was measured in accordance with TIA/EIA Specification 603. The audio frequency response curve is shown below.

AUDIO FREQUENCY RESPONSE PLOT



APPLICANT: AUDIO TECHNICA CORPORATION

FCCID: JFZT202

REPORT #: V:\A\AudioTechnica_JFZ\1129UT6\1129UT6TestReport.doc

TIMCO ENGINEERING INC.

849 NW State Road 45

Newberry, Florida 32669

<http://www.timcoengr.com>

888.472.2424 F 352.472.2030 email: sid@timcoengr.com

APPLICANT: AUDIO TECHNICA CORPORATION

FCC ID: JFZT202

2.1049

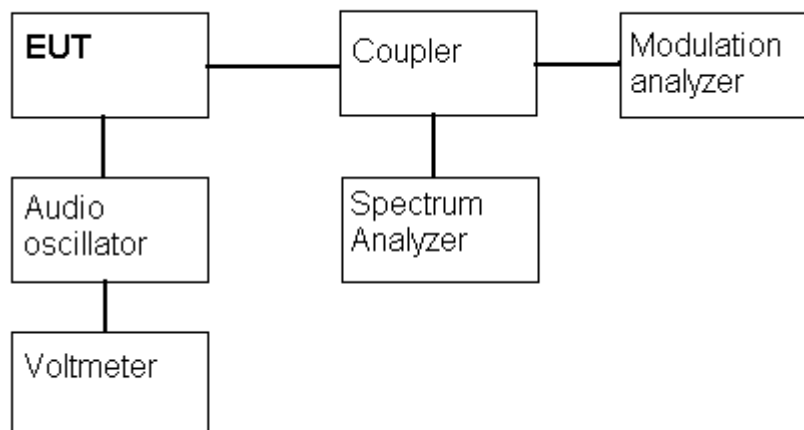
Occupied Bandwidth:

Data in the plots show that all sidebands between 50 & 100% of the authorized bandwidth are attenuated by at least 25dB. From 100 to 250% of the authorized bandwidth they are attenuated by at least 35dB and beyond 250% $43 \log(P_o)$ dB. The plot shows the transmitter modulated with 15000 Hz (the highest modulation frequency), adjusted for 50% modulation plus 16 dB. The spectrum analyzer was set with the un-modulated carrier at the top of the screen. The test procedure diagram and occupied bandwidth plot follows.

Microphone transmitter

Test procedure diagram

OCCUPIED BANDWIDTH MEASUREMENT



APPLICANT: AUDIO TECHNICA CORPORATION

FCCID: JFZT202

REPORT #: V:\A\AudioTechnica_JFZ\1129UT6\1129UT6TestReport.doc

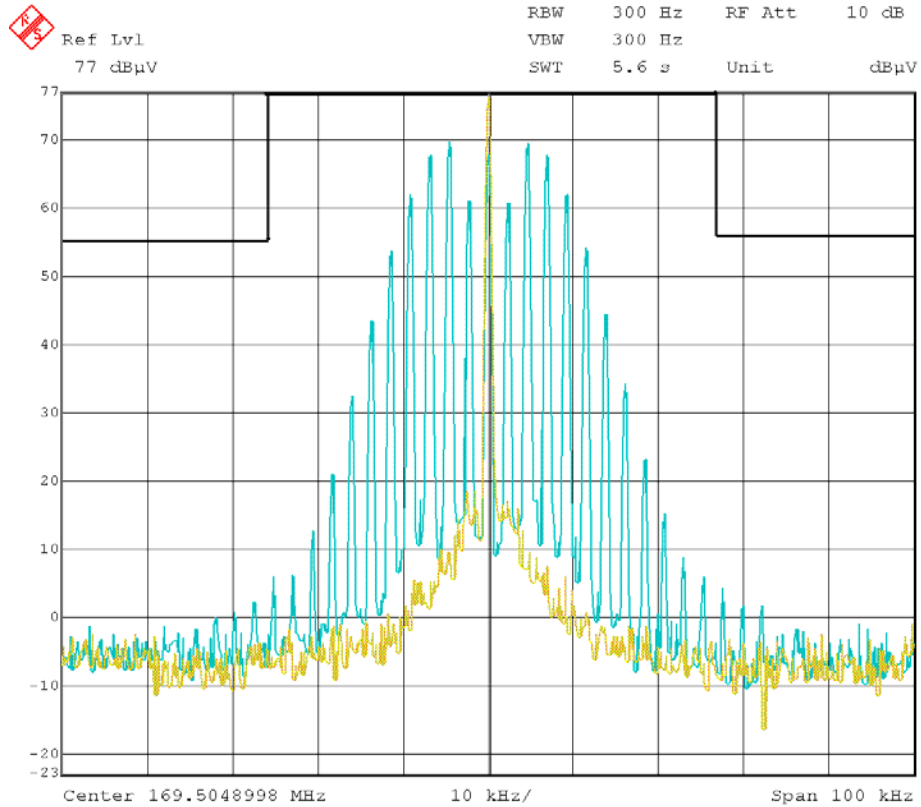
TIMCO ENGINEERING INC.

849 NW State Road 45

Newberry, Florida 32669

<http://www.timcoengr.com>

888.472.2424 F 352.472.2030 email: sid@timcoengr.com



APPLICANT: AUDIO TECHNICA CORPORATION

FCCID: JFZT202

REPORT #: V:\A\AudioTechnica_JFZ\1129UT6\1129UT6TestReport.doc

Page 7 of 14

TIMCO ENGINEERING INC.

849 NW State Road 45

Newberry, Florida 32669

<http://www.timcoengr.com>

888.472.2424 F 352.472.2030 email: sid@timcoengr.com

2.1051 Spurious emissions at antenna terminals(conducted):
Not Applicable no antenna connector.

2.1053(a)(b) Field Strength of Radiated Spurious Emissions:

NAME OF TEST: RADIATED SPURIOUS EMISSIONS

REQUIREMENTS: Emissions must be 43 +10log(Po) dB below the
mean power output of the transmitter.

$43 + 10 \log(0.002) = 16.01 \text{ dB (High power)}$

$43 + 10 \log(0.001) = 13.00 \text{ dB (Low power)}$

APPLICANT: AUDIO TECHNICA CORPORATION

FCCID: JFZT202

REPORT #: V:\A\AudioTechnica_JFZ\1129UT6\1129UT6TestReport.doc

TIMCO ENGINEERING INC.

849 NW State Road 45

Newberry, Florida 32669

<http://www.timcoengr.com>

888.472.2424 F 352.472.2030 email: sid@timcoengr.com

TEST DATA:

HIGH POWER:

Emission Frequency MHz	Ant. Polarity	dB Below Carrier (dBc)
169.50	V	0
339.00	V	36.00
508.50	V	45.20
678.00	V	37.19
847.50	V	40.62
1017.00	V	47.69
1186.50	V	52.14
1356.00	V	54.00
1525.50	V	59.63
1695.00	V	56.52

Emission Frequency MHz	Ant. Polarity	dB Below Carrier (dBc)
171.90	H	0
343.80	V	51.62
515.70	H	44.6
687.60	H	61.94
859.50	V	56.68
1031.40	V	55.27
1203.30	H	59.50
1375.20	H	60.30
1547.10	V	58.92
1719.00	V	55.63

APPLICANT: AUDIO TECHNICA CORPORATION

FCCID: JFZT202

REPORT #: V:\A\AudioTechnica_JFZ\1129UT6\1129UT6TestReport.doc

TIMCO ENGINEERING INC.

849 NW State Road 45

Newberry, Florida 32669

<http://www.timcoengr.com>

888.472.2424 F 352.472.2030 email: sid@timcoengr.com

TEST DATA:

LOW POWER

Emission Frequency MHz	Ant. Polarity	dB Below Carrier (dBc)
169.50	V	0
339.00	V	34.80
508.50	V	51.10
678.00	V	31.59
847.50	V	41.62
1017.00	V	53.39
1186.50	V	51.74
1356.00	V	54.30
1525.50	V	56.13
1695.00	V	53.12

Emission Frequency MHz	Ant. Polarity	dB Below Carrier (dBc)
171.90	H	0
343.80	V	47.82
515.70	H	54.8
687.60	H	52.24
859.50	V	55.88
1031.40	V	58.27
1203.30	H	58.70
1375.20	H	54.70
1547.10	V	55.62
1719.00	V	53.33

APPLICANT: AUDIO TECHNICA CORPORATION

FCCID: JFZT202

REPORT #: V:\A\AudioTechnica_JFZ\1129UT6\1129UT6TestReport.doc

TIMCO ENGINEERING INC.

849 NW State Road 45

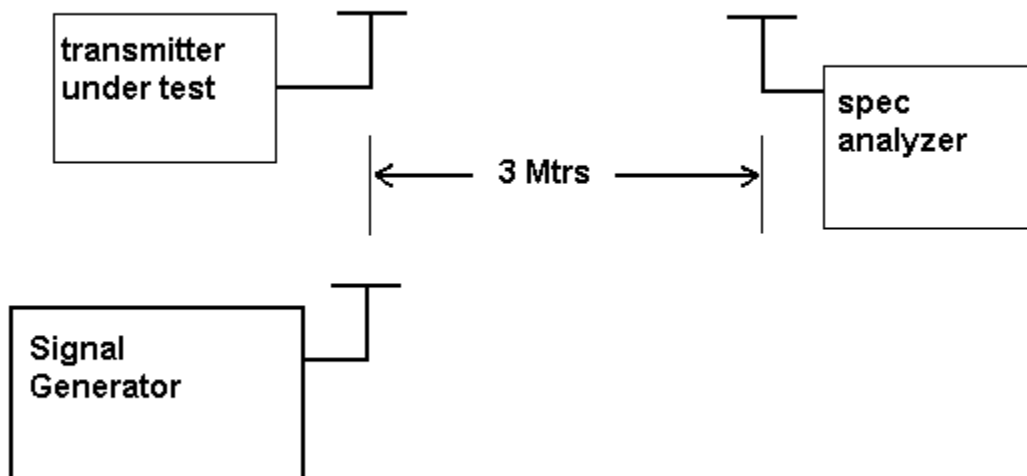
Newberry, Florida 32669

<http://www.timcoengr.com>

888.472.2424 F 352.472.2030 email: sid@timcoengr.com

METHOD OF MEASUREMENT: The tabulated data shows the results of the radiated field strength emissions test. The spectrum was scanned from 30 to at least the tenth harmonic of the fundamental. This test was conducted per TIA/EIA STANDARD 603 using the substitution method. Measurements were made at the open test site of TIMCO ENGINEERING, INC. located at 849 N.W. State Road 45, Newberry, FL 32669.

Method of Measuring Radiated Spurious Emissions



APPLICANT: AUDIO TECHNICA CORPORATION

FCCID: JFZT202

REPORT #: V:\A\AudioTechnica_JFZ\1129UT6\1129UT6TestReport.doc

Page 11 of 14

TIMCO ENGINEERING INC.

849 NW State Road 45

Newberry, Florida 32669

<http://www.timcoengr.com>

888.472.2424 F 352.472.2030 email: sid@timcoengr.com

2.1055 Frequency Stability:
S90.265 (b)(3)

Temperature and voltage tests were performed to verify that:
The total emission shall remain within ± 32.5 kHz of the
assigned frequency.

The test was conducted as follows: The transmitter was
placed in the temperature chamber at 25°C and allowed to
stabilize for one hour. The transmitter was keyed On for one
minute during which four frequency readings were recorded at
15 second intervals. The worse case number was recorded. The
assigned channel frequency was considered to be the reference
frequency. The temperature was then reduced to -30°C after
which the transmitter was again allowed to stabilize for one hour.
The transmitter was keyed On for one minute, and again
frequency readings were noted at 15 second intervals. The
worst case number was recorded. This procedure was repeated
in 10° increments up to + 50°C

MEASUREMENT DATA:

Assigned Frequency (Ref. Frequency): 169.504325

TEMPERATURE °C	FREQUENCY MHz	PPM	Hz
-30°C	169.510492	36.38	6148
-20°C	169.509727	31.87	5385
-10°C	169.508529	24.80	4191
-0°C	169.508332	23.64	3995
10°C	169.506979	15.66	2646
20°C	169.505653	7.83	1324
30°C	169.504014	-1.83	-311
40°C	169.501806	-14.86	-2512
50°C	169.499150	-30.53	-5160

25°C END BATT. Volt(9.0)= 7.65VDC 169.502974 -7.97

APPLICANT: AUDIO TECHNICA CORPORATION

FCCID: JFZT202

REPORT #: V:\A\AudioTechnica_JFZ\1129UT6\1129UT6TestReport.doc

TIMCO ENGINEERING INC.

849 NW State Road 45
Newberry, Florida 32669
http://www.timcoengr.com
888.472.2424 F 352.472.2030 email: sid@timcoengr.com

TEST EQUIPMENT LIST

Device	Manufacturer	Model	Serial Number	Cal/Char Date	Due Date
3/10-Meter OATS	TEI	N/A	N/A	Listed 3/27/04	3/26/07
3-Meter OATS	TEI	N/A	N/A	Listed 1/11/06	1/10/09
Analyzer Blue Tower Quasi-Peak Adapter	HP	85650A	2811A01279	CAL 4/13/05	4/13/07
Analyzer Blue Tower RF	HP	85685A	2926A00983	CAL 9/5/05	9/5/07
Preselector Analyzer Blue Tower Spectrum Analyzer	HP	8568B	2928A04729 2848A18049	CAL 4/13/05	4/13/07
Coaxial Cable #64	Semflex Inc.	60637	Timco #64	CHAR 11/28/05	11/28/07
Antenna: Dipole Kit	Electro-Metrics	TDA-30/1-4	152	CAL 3/3/06	3/3/09
Antenna: Dipole Kit	Electro-Metrics	TDA-30/1-4	153		Out for Repair and Char
Frequency Counter	HP	5385A	2730A03025	CAL 4/15/05	4/15/07
Hygro- Thermometer	Extech	445703	0602	CAL 8/1/05	8/1/07
Measuring Tape-7.5M	Kraftixx	7.5M PROFI		CHAR 12/16/05	12/16/07
Modulation Analyzer	HP	8901A	3435A06868	CAL 11/4/04	11/4/06
Digital Multimeter	Fluke	FLUKE-77-3	79510405	CAL 4/15/05	4/15/07
Analyzer Open-Frame Tower	HP	8449B	3008A01075	CAL 8/8/05	8/8/07
Preamplifier Analyzer Silver Tower Quasi-Peak Adapter	HP	85650A	3303A01844	CAL 12/8/04	12/8/06

APPLICANT: AUDIO TECHNICA CORPORATION

FCCID: JFZT202

REPORT #: V:\A\AudioTechnica_JFZ\1129UT6\1129UT6TestReport.doc

TIMCO ENGINEERING INC.

849 NW State Road 45

Newberry, Florida 32669

<http://www.timcoengr.com>

888.472.2424 F 352.472.2030 email: sid@timcoengr.com

Device	Manufacturer	Model	Serial Number	Cal/Char Date	Due Date
Analyzer Silver Tower RF Preselector	HP	85685A	2620A00294	CAL 4/27/04	12/8/06
Analyzer Silver Tower Spectrum Analyzer System One	HP	8566B Opt 462	3552A22064 3638A08608	CAL 12/8/04	12/8/06
	Audio Precision	System One	SYS1-45868	CHAR 3/27/06	3/27/08
Analyzer Tan Tower Preamplifier	HP	8449B-H02	3008A00372	CAL 12/8/05	12/8/07
Analyzer Tan Tower Quasi- Peak Adapter	HP	85650A	3303A01690	CAL 12/8/05	12/8/07
Analyzer Tan Tower RF Preselector	HP	85685A	3221A01400	CAL 12/7/05	12/7/07
Analyzer Tan Tower Spectrum Analyzer	HP	8566B Opt 462	3138A07786 3144A20661	CAL 12/7/05	12/7/07
Temperature Chamber	Tenney Engineering	TTRC	11717-7	CHAR 3/23/06	3/23/08

APPLICANT: AUDIO TECHNICA CORPORATION

FCCID: JFZT202

REPORT #: V:\A\AudioTechnica_JFZ\1129UT6\1129UT6TestReport.doc