

**Medtronic****MEDTRONIC
CONFIDENTIAL**

THIS DOCUMENT IS THE PROPERTY OF MEDTRONIC, INC. AND MUST BE
ACCOUNTED FOR. INFORMATION HEREIN IS CONFIDENTIAL. REVISION LEVELS
ARE ELECTRONICALLY CONTROLLED.
DO NOT REPRODUCE IT, REVEAL IT TO UNAUTHORIZED PERSONS OR SEND IT
OUTSIDE MEDTRONIC WITHOUT PROPER AUTHORIZATION.

p. 1 of 6

Doc. No.

M961405A

REV

F

TITLE

DEVICE REGULATORY LABEL MODEL 24967

REVISION	DESCRIPTION
A	Initial release
B	Release tab -002 artwork that contains relocated symbols for SN, DOM, BT Key code and the label part number. Added background color opacity requirement in Note 3. Added a use-before-date labeling requirement in Note 7. Added view of construction layers. Revised note 5, replaced kiss-cut and pull tab method with full cut.
C	Release tab -003 and add new tabulation artwork. Added details to the construction layer illustration on page 4. Revised View 1 and note 1. Deleted note 2.
D	Release tab -004 artwork. Decreased the die-cut label size by .014" in length and width in View 1. Revise note 3 to change label background and graphic colors. Change radius .166" to .186".
E	Add Pantone equivalent colors to Lab color callouts.
F	Release tabs -005 and -006 artwork. Tab -005 implements the new TUV NRTL marking and Tab -006 removes the CE mark. Correct the .125mm thickness to .175mm in Construction Layer view.

 Medtronic	DEVICE REGULATORY LABEL MODEL 24967	M961405A	REV. F	p. 2 of 6
--	-------------------------------------	----------	--------	-----------

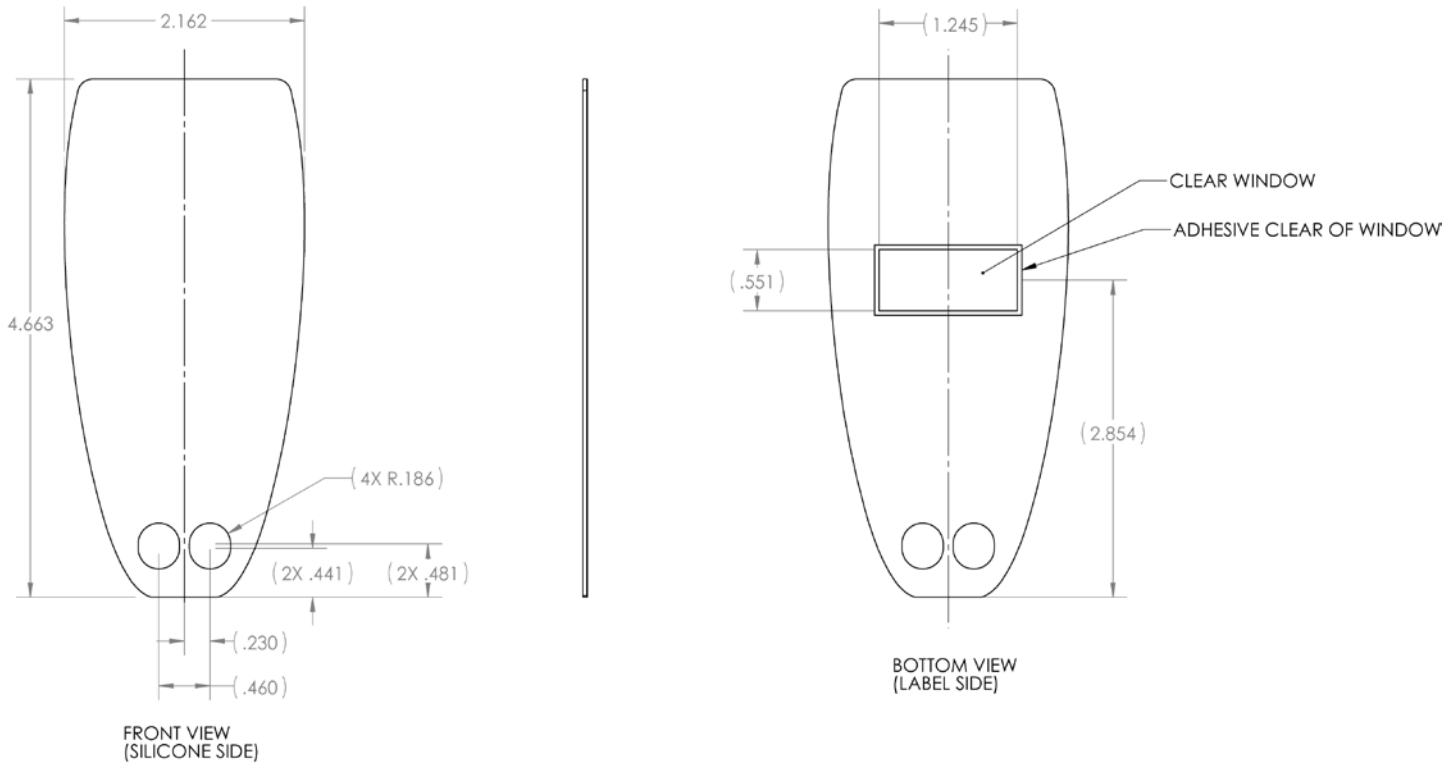
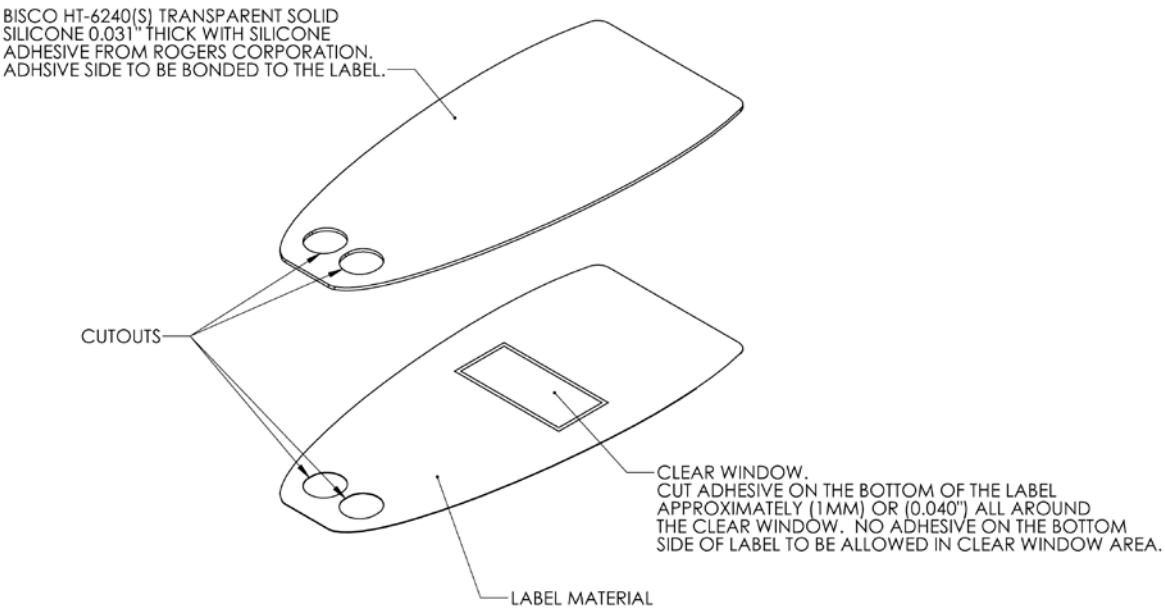
1.0 SCOPE

This specification shall identify the procurement source for Device Regulatory Label for the Model 24967 Programmer.

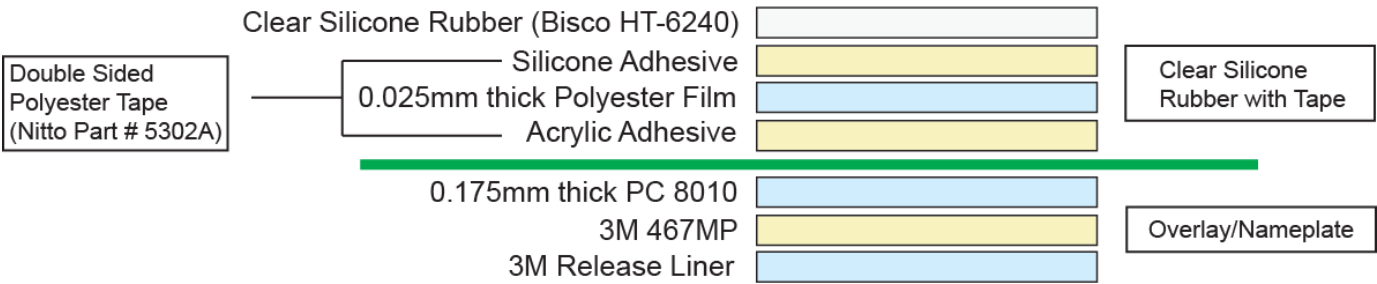
2.0 COMPONENT SPECIFICATIONS AND IDENTIFICATION

1. Materials: Refer to the Construction Layers Illustration on page 4. The label total thickness is approximately (.040") without the release liner.
2. Colors: Background – Light Gray per Lab Color Space L:73, A:-1, B:-1 or equivalent Pantone Cool Gray 5 C. Graphics – Navy Blue L:15, A:2, B:-20 or equivalent Pantone 533 C. The ISO symbol 7010-M002 and Medtronic Logo are Medtronic Blue L:31, A:-2, B:- 40 or equivalent Pantone 2154 C.
3. See graphics file for artwork. Refer to associated artwork file (.eps file).
4. Packaging: Full cut and bulk package as to prevent damage.
5. All dimensions in View 1 are in inches unless otherwise noted. Tolerances are +/- .010".
6. Identify each label package with the Use-Before-Date and Part Number at a minimum. Shelf life expectation is one year.
7. All borders and window/s are represented by line-art. See the supplied artwork. Cut back the adhesive layer approx. (.040") REF. from window border. No adhesive allowed in window area.
8. This component to be RoHS compliant with restrictions on hazardous substances.


View 1 – Dimensions – (not to scale)



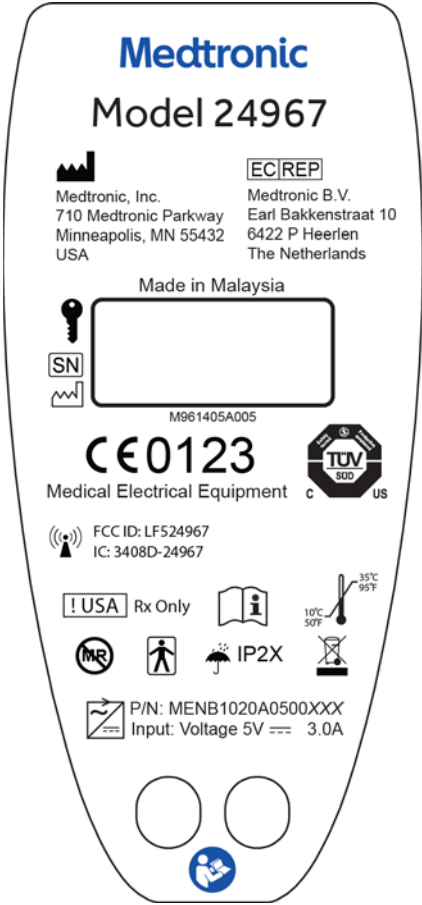
Construction Layers



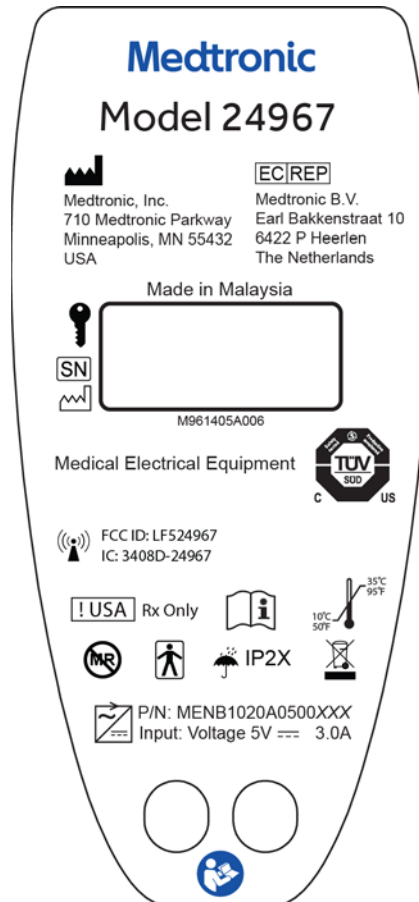
View 2 – Artwork Tabs (Reference use only not to scale)



Tab 005



Tab 006



3.0 HANDLING REQUIREMENT

The manufacturer shall package and ship the component parts in a manner designed for protection from physical damage and, if electrically susceptible, from electrostatic discharge.

4.0 NOTIFICATION OF CHANGE

Upon approval by Medtronic, Inc. of the initial design, any part, process changes or deviations considered by the manufacturer must be submitted to Medtronic, Inc. In writing for review, the information submitted should include a complete description of the change and effect the change will have on all characteristics of the device, material and /or process.

5.0 COMPLETION

This paragraph concludes this specification.