Mode	39	
	Band Edge	
	U-NII-2C_5.47-5.725_802.11ax HE20_CH140_5700MHz	
ANT	1+2	
Pol.	Vertical	Fundamental
Peak	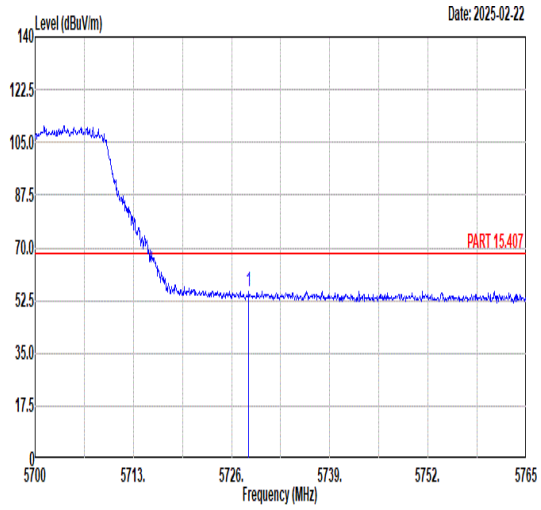 Freq Level Limit Line Margin (dB) Read Level Ant Factor Cable Loss Preamp Factor APos TPos Remark MHz dBuV/m dBuV/m dBuV dB/m dB dB cm deg 1 5728.28 55.54 68.30 -12.76 40.02 36.66 11.65 32.79 194 177 PEAK	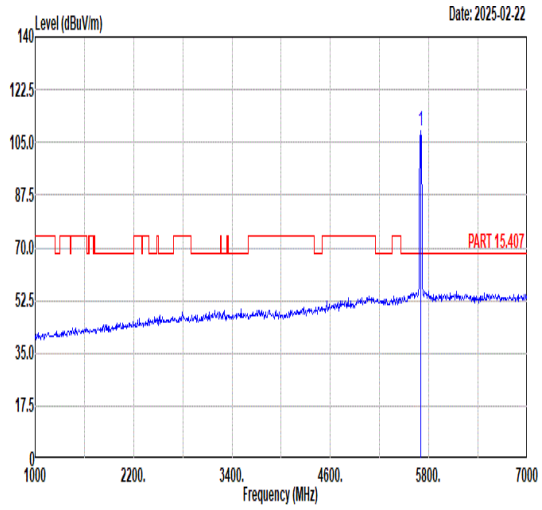 Freq Level Limit Line Margin (dB) Read Level Ant Factor Cable Loss Preamp Factor APos TPos Remark MHz dBuV/m dBuV/m dBuV dB/m dB dB cm deg 1 5700.00 109.05 ------ ------ 93.56 36.61 11.66 32.78 194 177 PEAK
Avg	Blank	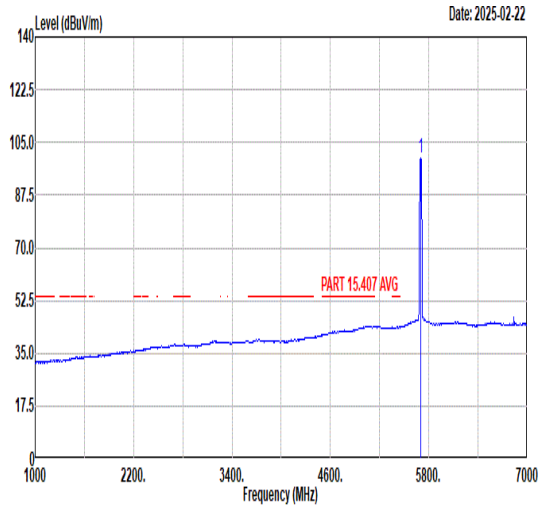 Freq Level Limit Line Margin (dB) Read Level Ant Factor Cable Loss Preamp Factor APos TPos Remark MHz dBuV/m dBuV/m dBuV dB/m dB dB cm deg 1 5700.00 99.96 ------ ------ 84.47 36.61 11.66 32.78 194 177 AVERAGE

Mode	39	
	Harmonic	
	U-NII-2C_5.47-5.725_802.11ax HE20_CH140_5700MHz	
ANT	1+2	
Pol.	Horizontal	Vertical
Peak Avg	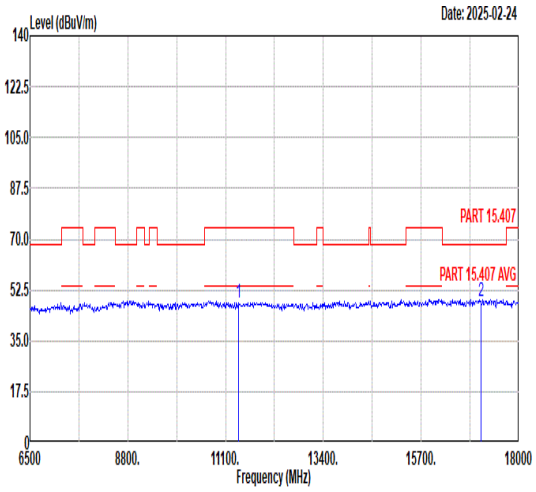 Freq Level Limit Line Margin Read Level Ant Factor Cable Loss Preamp Factor APos TPos Remark MHz dBuV/m dBuV/m dB dBuV dB/m dB dB cm deg 1 11400.00 47.95 74.00 -26.05 45.39 38.20 14.78 50.42 --- --- Peak 2 17100.00 48.81 68.30 -19.49 41.00 43.00 17.53 52.72 --- --- Peak	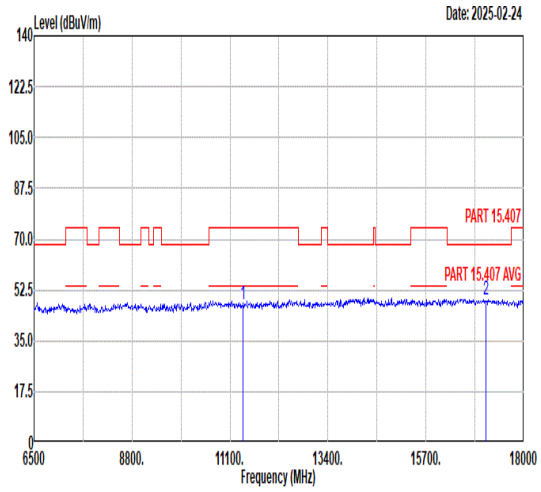 Freq Level Limit Line Margin Read Level Ant Factor Cable Loss Preamp Factor APos TPos Remark MHz dBuV/m dBuV/m dB dBuV dB/m dB dB cm deg 1 11400.00 47.80 74.00 -26.20 45.24 38.20 14.78 50.42 --- --- Peak 2 17100.00 48.89 68.30 -19.41 41.08 43.00 17.53 52.72 --- --- Peak

Mode	40	
	Band Edge - L	
	U-NII-1_5.15-5.25_802.11ax HE40_CH38_5190MHz	
ANT	1+2	
Pol.	Horizontal	Fundamental
Peak	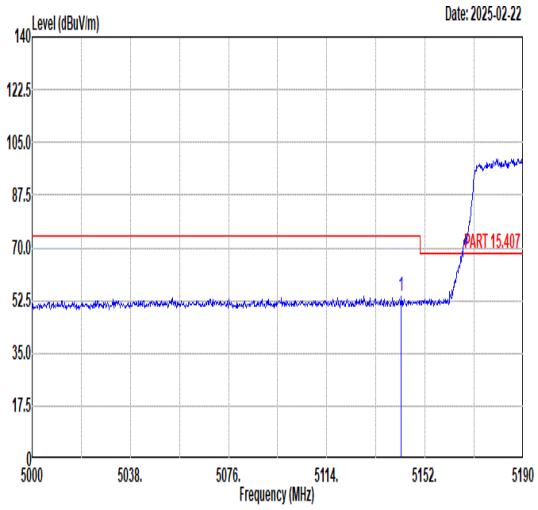 Freq Level Limit Line Margin (dB) Read Level Ant Factor Cable Loss Preamp Factor APos TPos Remark MHz dBuV/m dBuV/m dBuV dB/m dB dB cm deg 1 5142.88 53.72 74.00 -20.28 39.55 35.71 11.09 32.63 156 133 PEAK	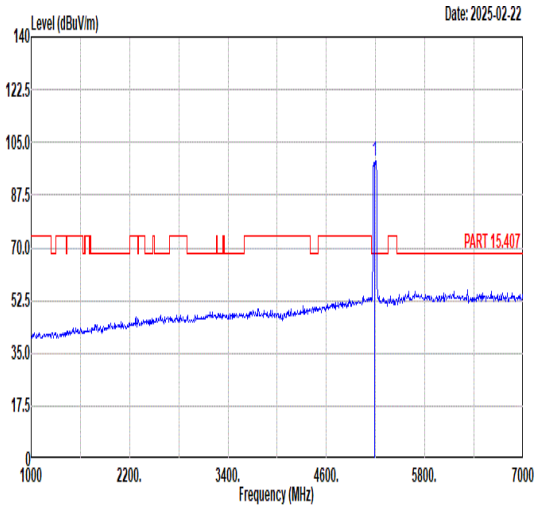 Freq Level Limit Line Margin (dB) Read Level Ant Factor Cable Loss Preamp Factor APos TPos Remark MHz dBuV/m dBuV/m dBuV dB/m dB dB cm deg 1 5190.00 98.65 ------ ------ 84.44 35.79 11.06 32.64 156 133 PEAK
Avg	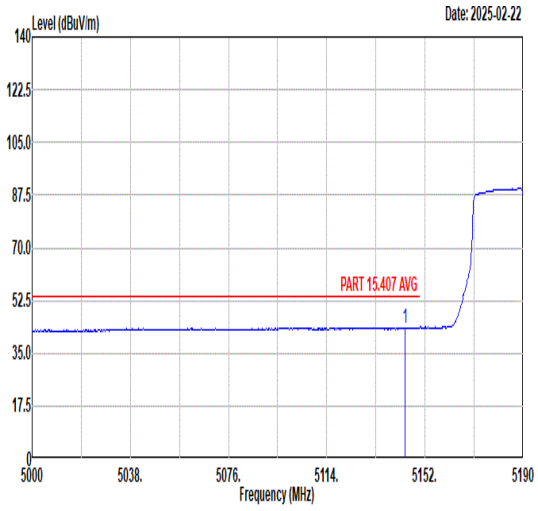 Freq Level Limit Line Margin (dB) Read Level Ant Factor Cable Loss Preamp Factor APos TPos Remark MHz dBuV/m dBuV/m dBuV dB/m dB dB cm deg 1 5144.40 43.56 54.00 -10.44 29.39 35.71 11.09 32.63 156 133 AVERAGE	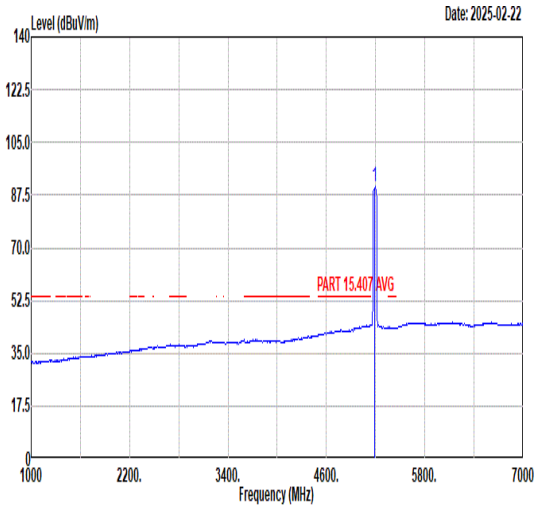 Freq Level Limit Line Margin (dB) Read Level Ant Factor Cable Loss Preamp Factor APos TPos Remark MHz dBuV/m dBuV/m dBuV dB/m dB dB cm deg 1 5190.00 90.20 ------ ------ 75.99 35.79 11.06 32.64 156 133 AVERAGE

Mode	40	
	Band Edge - R	
	U-NII-1_5.15-5.25_802.11ax HE40_CH38_5190MHz	
ANT	1+2	
Pol.	Horizontal	Fundamental
Peak	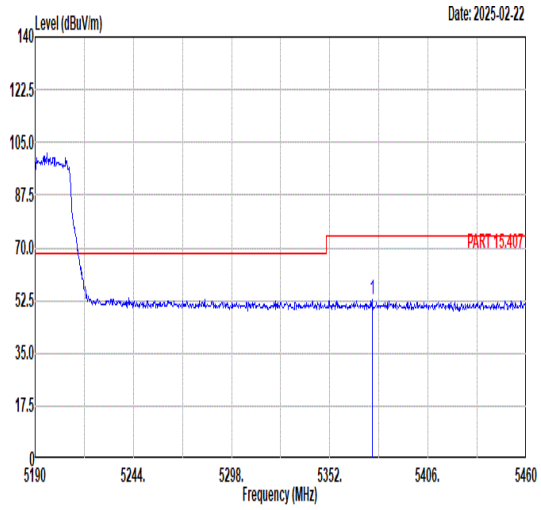 Freq Level Limit Line Margin (dB) Read Level Ant Factor Cable Loss Preamp Factor APos TPos Remark MHz dBuV/m dBuV/m dBuV dB/m dB dB cm deg 1 5375.22 52.61 74.00 -21.39 38.32 36.05 10.92 32.68 156 133 PEAK	Blank
Avg	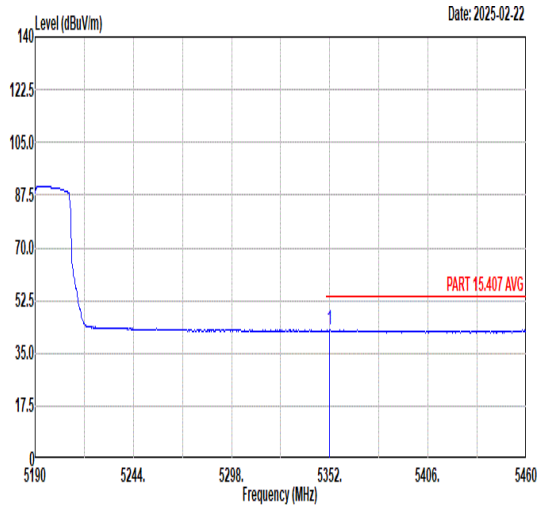 Freq Level Limit Line Margin (dB) Read Level Ant Factor Cable Loss Preamp Factor APos TPos Remark MHz dBuV/m dBuV/m dBuV dB/m dB dB cm deg 1 5352.00 42.63 54.00 -11.37 28.26 36.10 10.94 32.67 156 133 AVERAGE	Blank

Mode	40	
	Band Edge - L	
	U-NII-1_5.15-5.25_802.11ax HE40_CH38_5190MHz	
ANT	1+2	
Pol.	Vertical	Fundamental
Peak	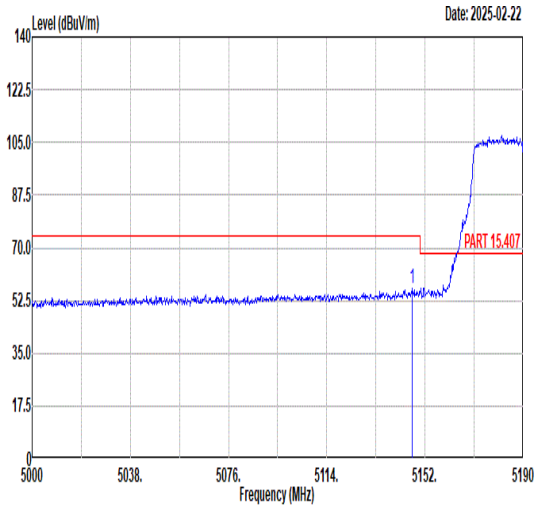 Freq Level Limit Line Margin (dB) Read Level Ant Factor Cable Loss Preamp Factor APos TPos Remark 1 5147.06 56.40 74.00 -17.60 42.23 35.71 11.09 32.63 182 175 PEAK	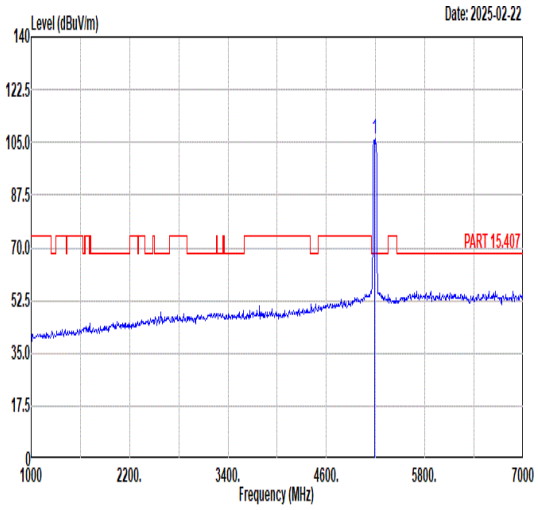 Freq Level Limit Line Margin (dB) Read Level Ant Factor Cable Loss Preamp Factor APos TPos Remark 1 5190.00 105.99 ------ ------ 91.78 35.79 11.06 32.64 182 175 PEAK
Avg	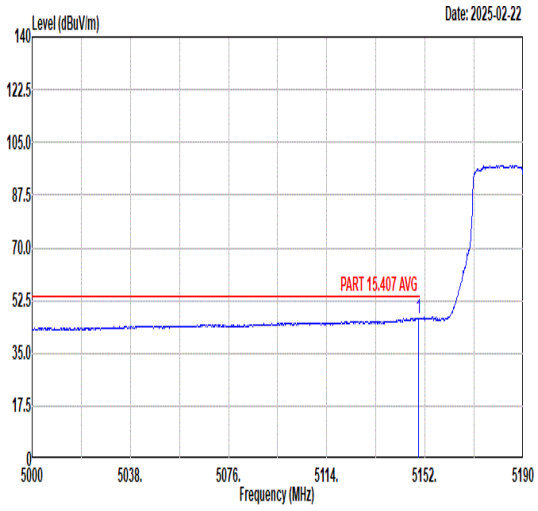 Freq Level Limit Line Margin (dB) Read Level Ant Factor Cable Loss Preamp Factor APos TPos Remark 1 5149.53 46.63 54.00 -7.37 32.47 35.70 11.09 32.63 182 175 AVERAGE	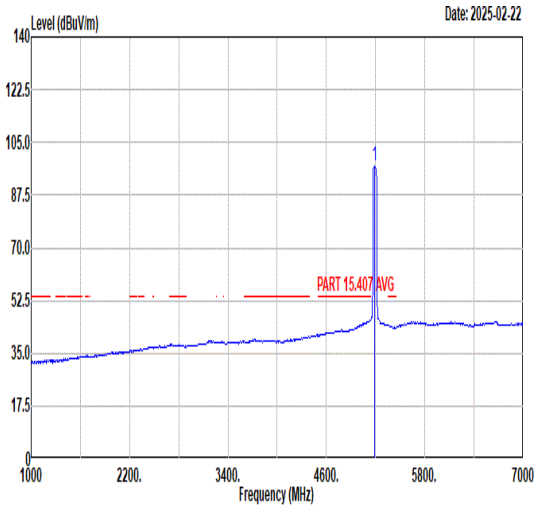 Freq Level Limit Line Margin (dB) Read Level Ant Factor Cable Loss Preamp Factor APos TPos Remark 1 5190.00 97.16 ------ ------ 82.96 35.78 11.06 32.64 182 175 AVERAGE

Mode	40	
	Band Edge - R	
	U-NII-1_5.15-5.25_802.11ax HE40_CH38_5190MHz	
ANT	1+2	
Pol.	Vertical	Fundamental
Peak	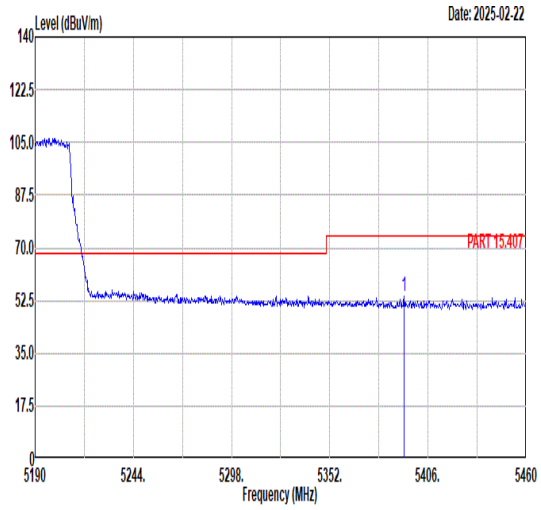 Freq Level Limit Line Margin (dB) Read Level Ant Factor Cable Loss Preamp Factor APos TPos Remark MHz dBuV/m dBuV/m dBuV dB/m dB dB cm deg 1 5392.77 53.72 74.00 -20.28 39.48 36.01 10.91 32.68 182 175 PEAK	Blank
Avg	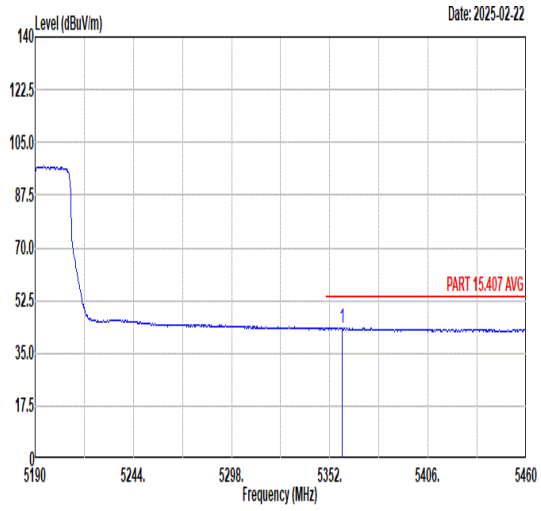 Freq Level Limit Line Margin (dB) Read Level Ant Factor Cable Loss Preamp Factor APos TPos Remark MHz dBuV/m dBuV/m dBuV dB/m dB dB cm deg 1 5359.02 43.46 54.00 -10.54 29.11 36.08 10.94 32.67 182 175 AVERAGE	Blank

Mode	41	
	Band Edge - L	
	U-NII-1_5.15-5.25_802.11ax HE40_CH46_5230MHz	
ANT	1+2	
Pol.	Horizontal	Fundamental
Peak	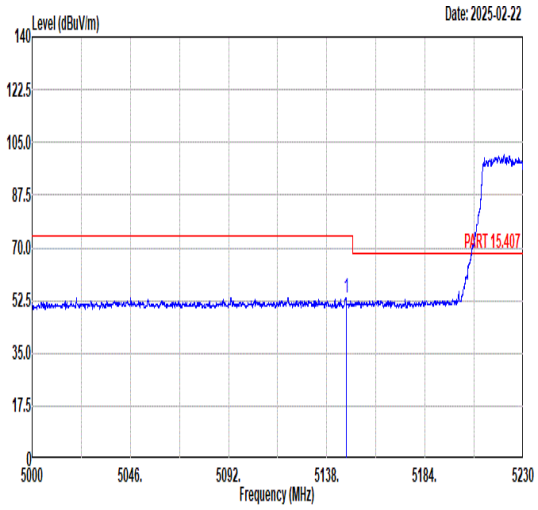 Freq Level Limit Line Margin (dB) Read Level Ant Factor Cable Loss Preamp Factor APos TPos Remark MHz dBuV/m dBuV/m dBuV dB/m dB dB cm deg 1 5147.09 53.28 74.00 -20.72 39.11 35.71 11.09 32.63 150 132 PEAK	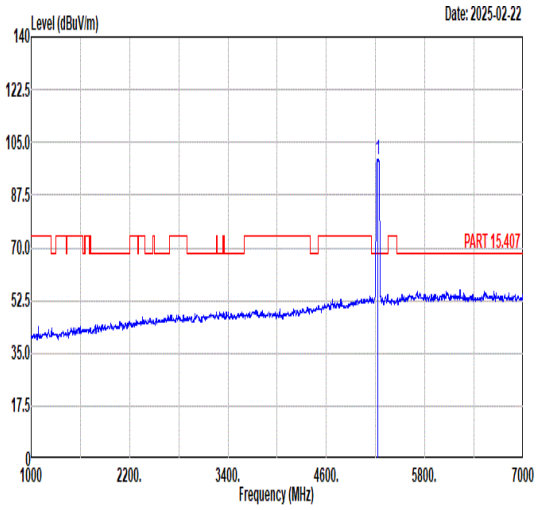 Freq Level Limit Line Margin (dB) Read Level Ant Factor Cable Loss Preamp Factor APos TPos Remark MHz dBuV/m dBuV/m dBuV dB/m dB dB cm deg 1 5230.00 99.49 ------ ------ 85.28 35.80 11.05 32.64 150 132 PEAK
Avg	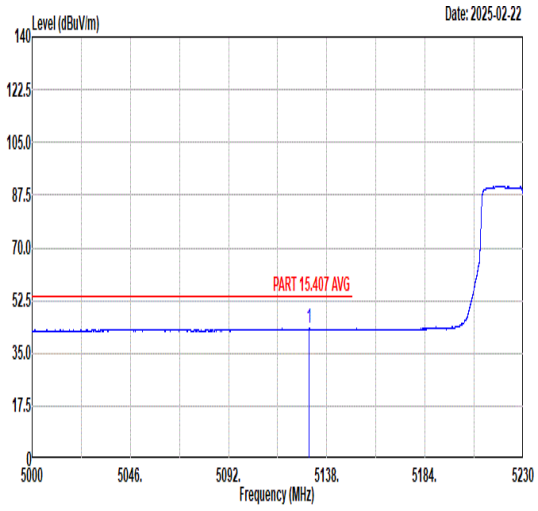 Freq Level Limit Line Margin (dB) Read Level Ant Factor Cable Loss Preamp Factor APos TPos Remark MHz dBuV/m dBuV/m dBuV dB/m dB dB cm deg 1 5129.84 43.16 54.00 -10.84 28.95 35.74 11.10 32.63 150 132 AVERAGE	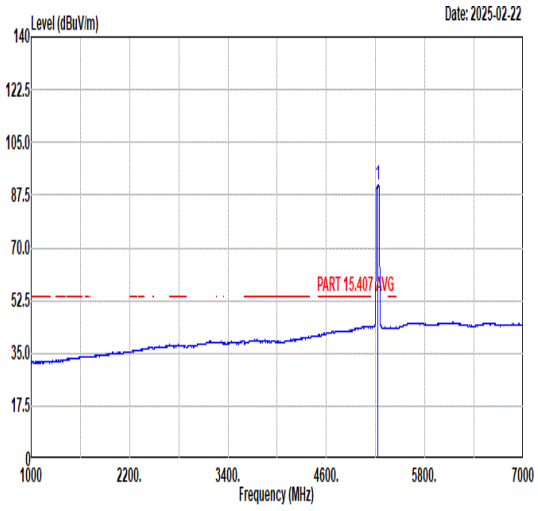 Freq Level Limit Line Margin (dB) Read Level Ant Factor Cable Loss Preamp Factor APos TPos Remark MHz dBuV/m dBuV/m dBuV dB/m dB dB cm deg 1 5230.00 90.79 ------ ------ 76.61 35.80 11.03 32.65 150 132 AVERAGE

Mode	41	
	Band Edge - R	
	U-NII-1_5.15-5.25_802.11ax HE40_CH46_5230MHz	
ANT	1+2	
Pol.	Horizontal	Fundamental
Peak	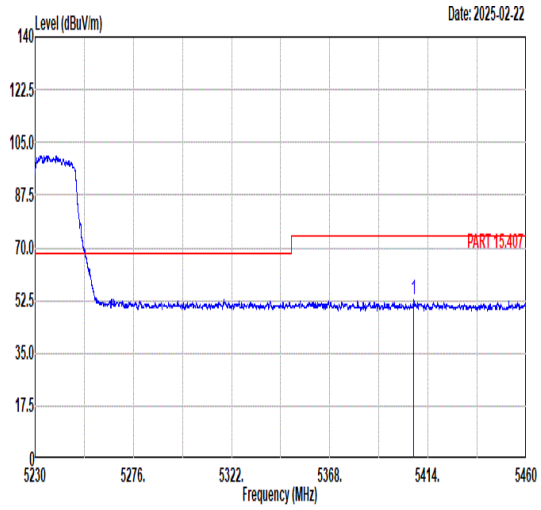 Limit Margin Read Ant Cable Preamp APos TPos Freq Level Line (dB) Level Factor Loss Factor Remark MHz dBuV/m dBuV/m dBuV dB/m dB dB cm deg 1 5407.22 52.75 74.00 -21.25 38.54 35.99 10.90 32.68 150 132 PEAK	Blank
Avg	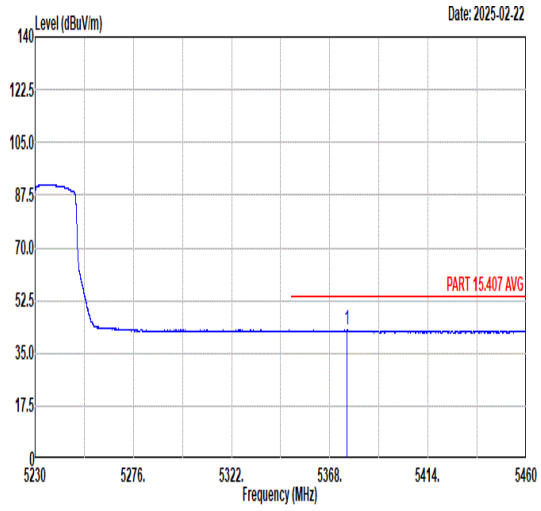 Limit Margin Read Ant Cable Preamp APos TPos Freq Level Line (dB) Level Factor Loss Factor Remark MHz dBuV/m dBuV/m dBuV dB/m dB dB cm deg 1 5376.19 42.56 54.00 -11.44 28.27 36.05 10.92 32.68 150 132 AVERAGE	Blank

Mode	41	
	Band Edge - L	
	U-NII-1_5.15-5.25_802.11ax HE40_CH46_5230MHz	
ANT	1+2	
Pol.	Vertical	Fundamental
Peak	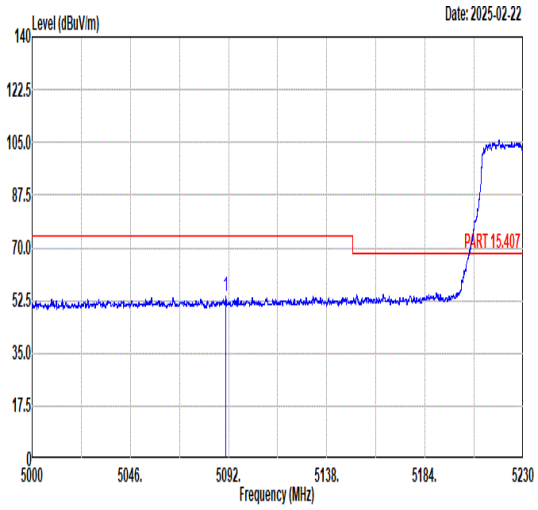 Freq Level Limit Line Margin (dB) Read Level Ant Factor Cable Loss Preamp Factor APos TPos Remark 1 5090.76 54.06 74.00 -19.94 39.76 35.80 11.12 32.62 161 176 PEAK	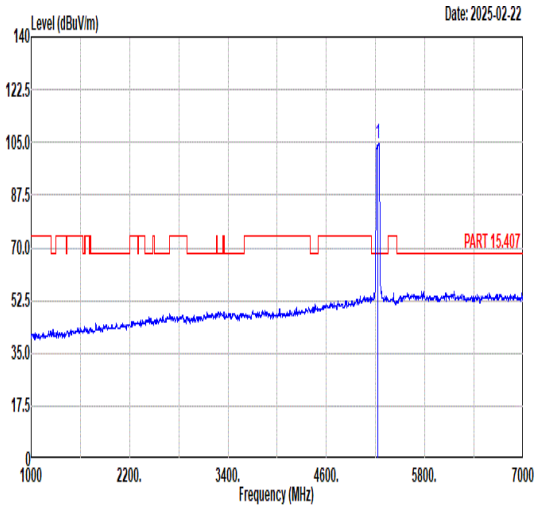 Freq Level Limit Line Margin (dB) Read Level Ant Factor Cable Loss Preamp Factor APos TPos Remark 1 5230.00 104.49 ------ ------ 90.31 35.80 11.03 32.65 161 176 PEAK
Avg	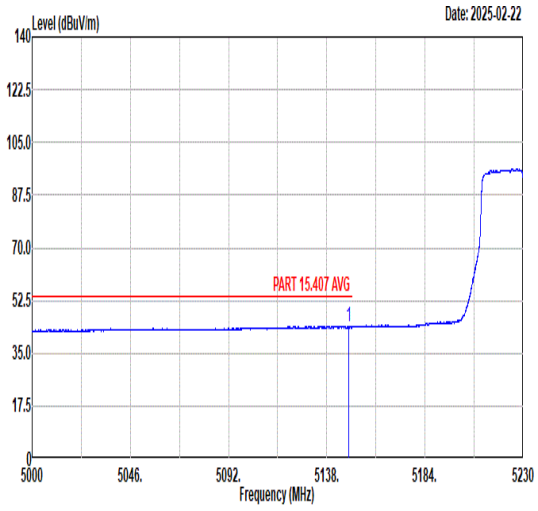 Freq Level Limit Line Margin (dB) Read Level Ant Factor Cable Loss Preamp Factor APos TPos Remark 1 5148.26 43.92 54.00 -10.08 29.76 35.70 11.09 32.63 161 176 AVERAGE	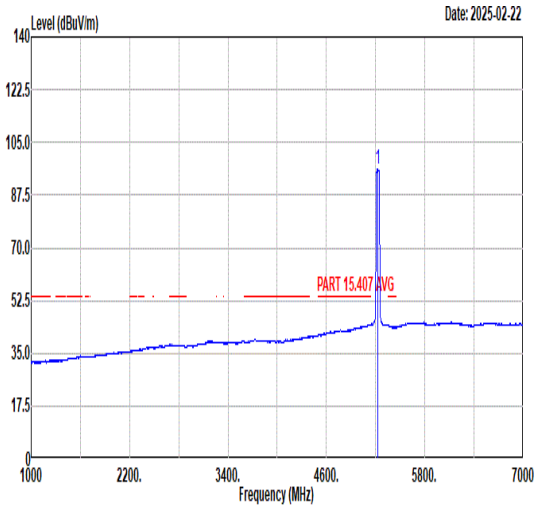 Freq Level Limit Line Margin (dB) Read Level Ant Factor Cable Loss Preamp Factor APos TPos Remark 1 5230.00 95.92 ------ ------ 81.72 35.80 11.04 32.64 161 176 AVERAGE

Mode	41	
	Band Edge - R	
	U-NII-1_5.15-5.25_802.11ax HE40_CH46_5230MHz	
ANT	1+2	
Pol.	Vertical	Fundamental
Peak	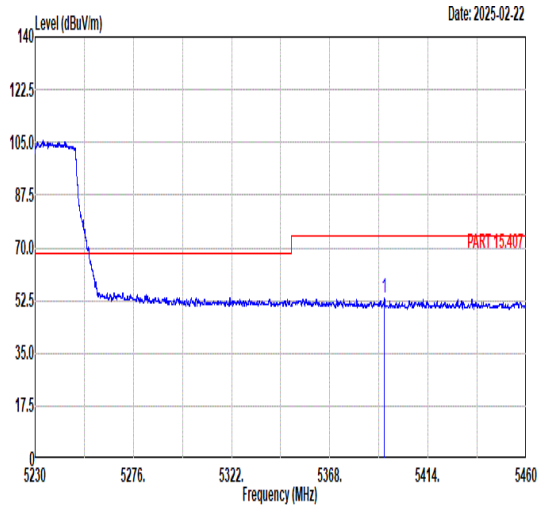 Freq Level Limit Line Margin (dB) Read Level Ant Factor Cable Loss Preamp Factor APos TPos Remark MHz dBuV/m dBuV/m dBuV dB/m dB dB cm deg 1 5393.65 53.42 74.00 -20.58 39.18 36.01 10.91 32.68 161 176 PEAK	Blank
Avg	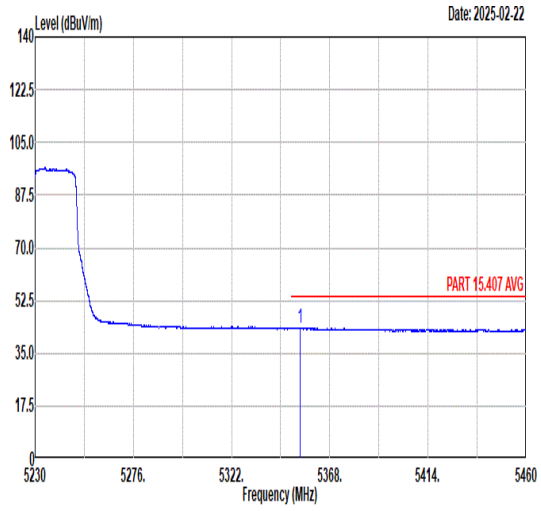 Freq Level Limit Line Margin (dB) Read Level Ant Factor Cable Loss Preamp Factor APos TPos Remark MHz dBuV/m dBuV/m dBuV dB/m dB dB cm deg 1 5354.09 43.52 54.00 -10.48 29.16 36.09 10.94 32.67 161 176 AVERAGE	Blank

Mode	42	
	Band Edge - L	
	U-NII-2A_5.25-5.35_802.11ax HE40_CH54_5270MHz	
ANT	1+2	
Pol.	Horizontal	Fundamental
Peak	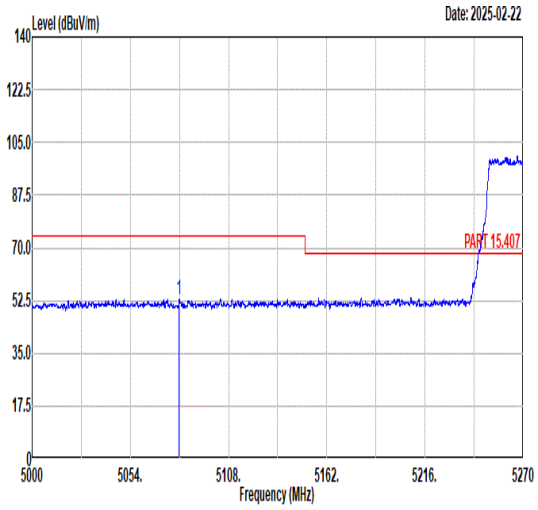 Freq Level Limit Line Margin (dB) Read Level Ant Factor Cable Loss Preamp Factor APos TPos Remark MHz dBuV/m dBuV/m dBuV dB/m dB dB cm deg 1 5080.89 53.01 74.00 -20.99 38.71 35.80 11.12 32.62 145 133 PEAK	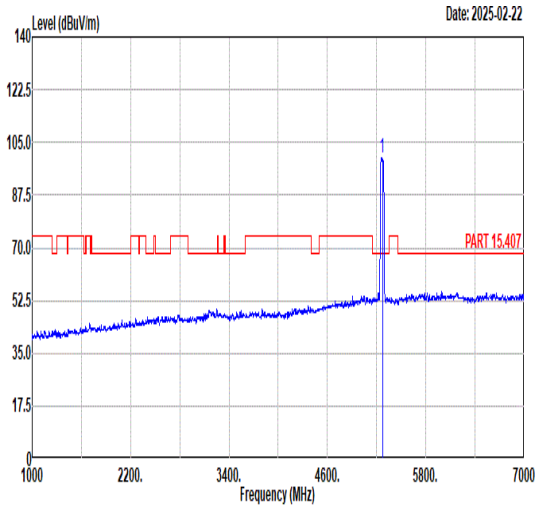 Freq Level Limit Line Margin (dB) Read Level Ant Factor Cable Loss Preamp Factor APos TPos Remark MHz dBuV/m dBuV/m dBuV dB/m dB dB cm deg 1 5270.00 99.94 ------ ------ 85.77 35.80 11.02 32.65 145 133 PEAK
Avg	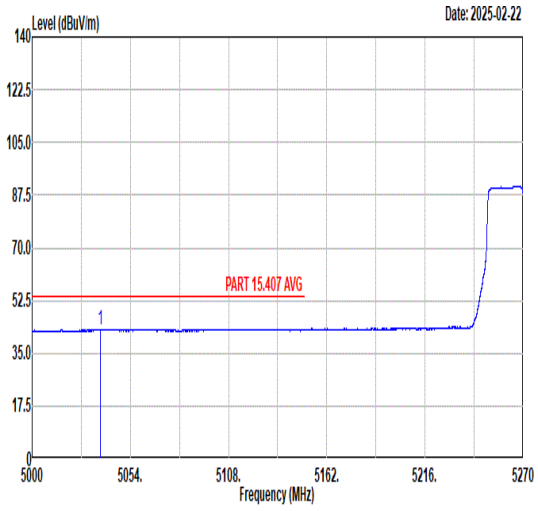 Freq Level Limit Line Margin (dB) Read Level Ant Factor Cable Loss Preamp Factor APos TPos Remark MHz dBuV/m dBuV/m dBuV dB/m dB dB cm deg 1 5037.69 43.03 54.00 -10.97 28.69 35.80 11.15 32.61 145 133 AVERAGE	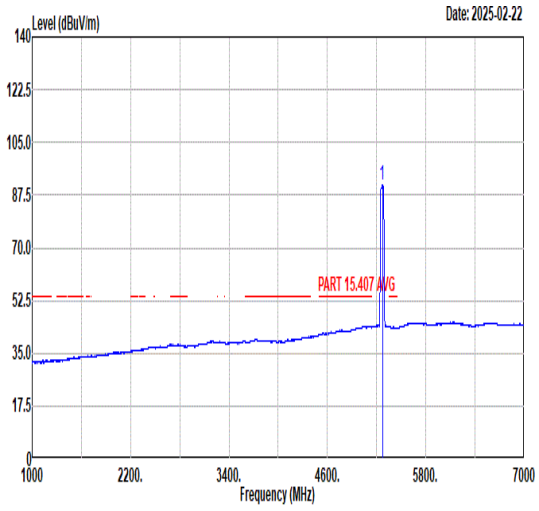 Freq Level Limit Line Margin (dB) Read Level Ant Factor Cable Loss Preamp Factor APos TPos Remark MHz dBuV/m dBuV/m dBuV dB/m dB dB cm deg 1 5270.00 90.92 ------ ------ 76.78 35.80 11.00 32.66 145 133 AVERAGE

Mode	42	
	Band Edge - R	
	U-NII-2A_5.25-5.35_802.11ax HE40_CH54_5270MHz	
ANT	1+2	
Pol.	Horizontal	Fundamental
Peak	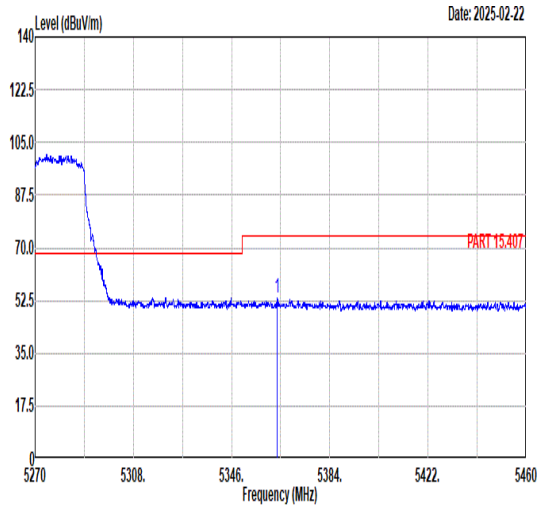 Freq Level Limit Line Margin (dB) Read Level Ant Factor Cable Loss Preamp Factor APos TPos Remark MHz dBuV/m dBuV/m dBuV dB/m dB dB cm deg 1 5363.77 53.17 74.00 -20.83 38.84 36.07 10.93 32.67 145 133 PEAK	Blank
Avg	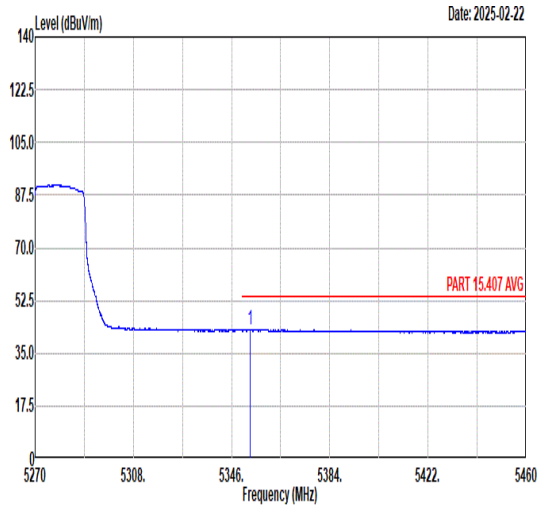 Freq Level Limit Line Margin (dB) Read Level Ant Factor Cable Loss Preamp Factor APos TPos Remark MHz dBuV/m dBuV/m dBuV dB/m dB dB cm deg 1 5353.13 42.89 54.00 -11.11 28.53 36.09 10.94 32.67 145 133 AVERAGE	Blank

Mode	42	
	Band Edge - L	
	U-NII-2A_5.25-5.35_802.11ax HE40_CH54_5270MHz	
ANT	1+2	
Pol.	Vertical	Fundamental
Peak	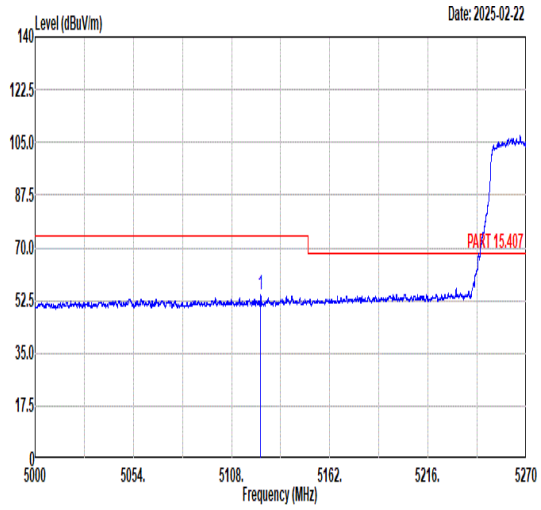 Freq Level Limit Line Margin (dB) Read Level Ant Factor Cable Loss Preamp Factor APos TPos Remark MHz dBuV/m dBuV/m dBuV dB/m dB dB cm deg 1 5124.09 54.41 74.00 -19.59 40.18 35.75 11.10 32.62 156 174 PEAK	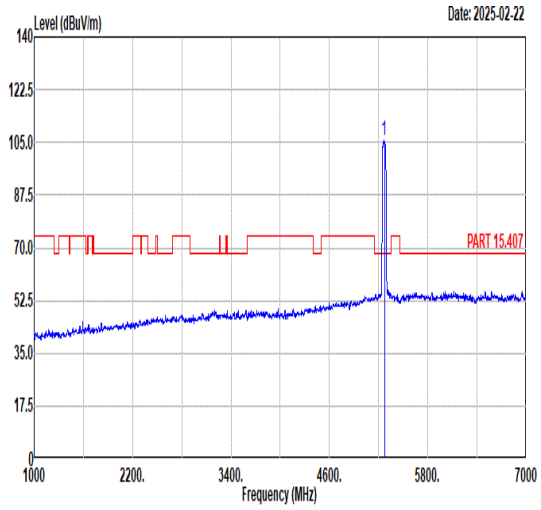 Freq Level Limit Line Margin (dB) Read Level Ant Factor Cable Loss Preamp Factor APos TPos Remark MHz dBuV/m dBuV/m dBuV dB/m dB dB cm deg 1 5270.00 105.66 ------ ------ 91.50 35.80 11.01 32.65 156 174 PEAK
Avg	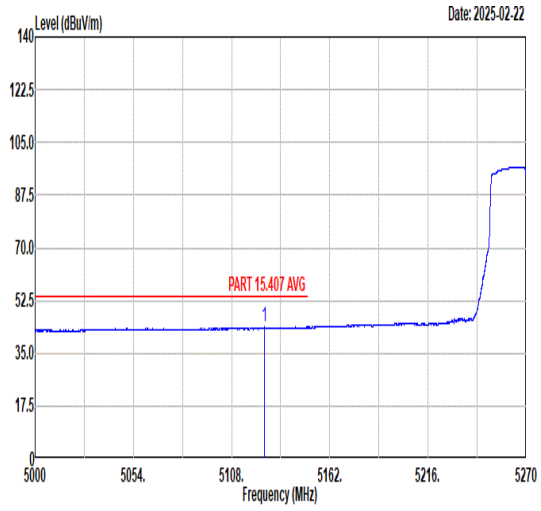 Freq Level Limit Line Margin (dB) Read Level Ant Factor Cable Loss Preamp Factor APos TPos Remark MHz dBuV/m dBuV/m dBuV dB/m dB dB cm deg 1 5126.23 43.65 54.00 -10.35 29.43 35.75 11.10 32.63 156 174 AVERAGE	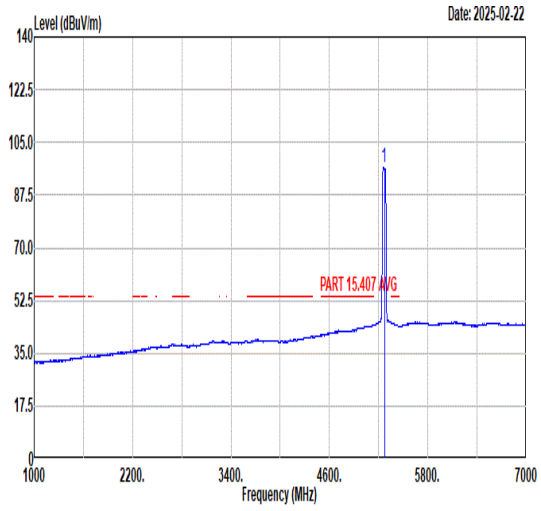 Freq Level Limit Line Margin (dB) Read Level Ant Factor Cable Loss Preamp Factor APos TPos Remark MHz dBuV/m dBuV/m dBuV dB/m dB dB cm deg 1 5270.00 96.66 ------ ------ 82.50 35.80 11.01 32.65 156 174 AVERAGE

Mode	42	
	Band Edge - R	
	U-NII-2A_5.25-5.35_802.11ax HE40_CH54_5270MHz	
ANT	1+2	
Pol.	Vertical	Fundamental
Peak	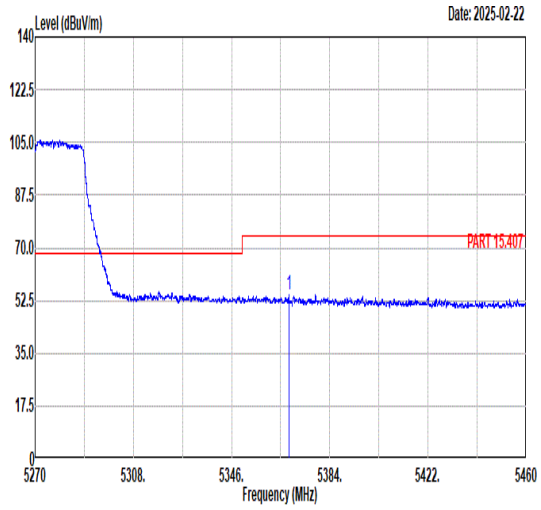 Freq Level Limit Line Margin (dB) Read Level Ant Factor Cable Loss Preamp Factor APos TPos Remark MHz dBuV/m dBuV/m dBuV dB/m dB dB cm deg 1 5368.14 54.24 74.00 -19.76 39.92 36.06 10.93 32.67 156 174 PEAK	Blank
Avg	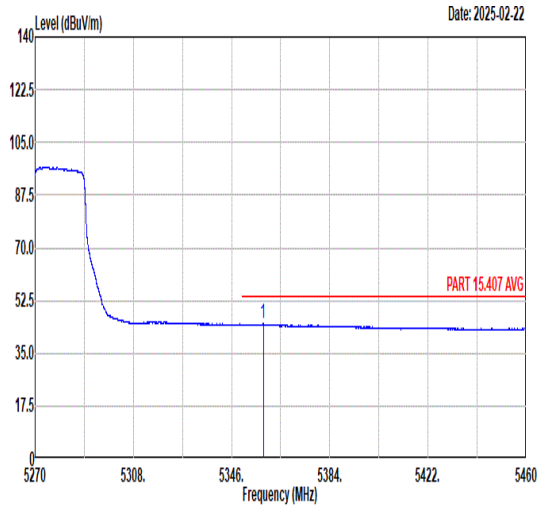 Freq Level Limit Line Margin (dB) Read Level Ant Factor Cable Loss Preamp Factor APos TPos Remark MHz dBuV/m dBuV/m dBuV dB/m dB dB cm deg 1 5358.26 44.74 54.00 -9.26 30.39 36.08 10.94 32.67 156 174 AVERAGE	Blank

Mode	43	
	Band Edge - L	
	U-NII-2A_5.25-5.35_802.11ax HE40_CH62_5310MHz	
ANT	1+2	
Pol.	Horizontal	Fundamental
Peak	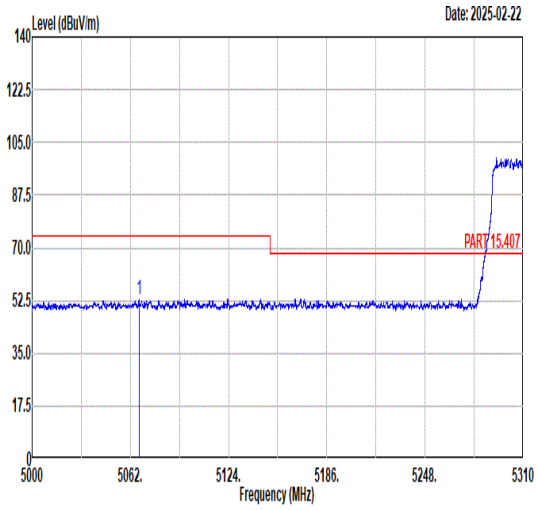 Freq Level Limit Line Margin (dB) Read Level Ant Factor Cable Loss Preamp Factor APos TPos Remark MHz dBuV/m dBuV/m dBuV dB/m dB dB cm deg 1 5067.43 52.76 74.00 -21.24 38.44 35.80 11.13 32.61 151 109 PEAK	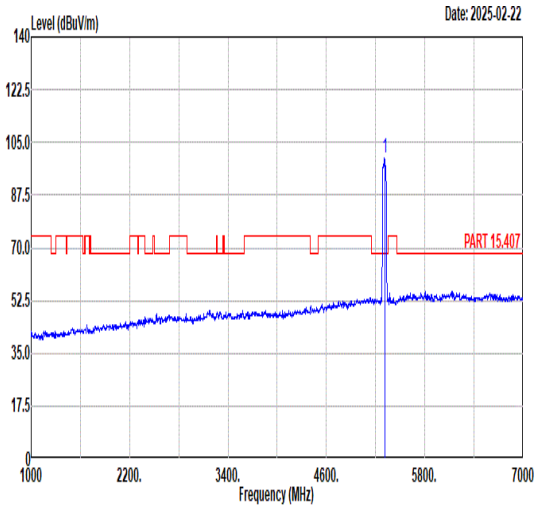 Freq Level Limit Line Margin (dB) Read Level Ant Factor Cable Loss Preamp Factor APos TPos Remark MHz dBuV/m dBuV/m dBuV dB/m dB dB cm deg 1 5310.00 99.63 ------ ------ 85.48 35.83 10.98 32.66 151 109 PEAK
Avg	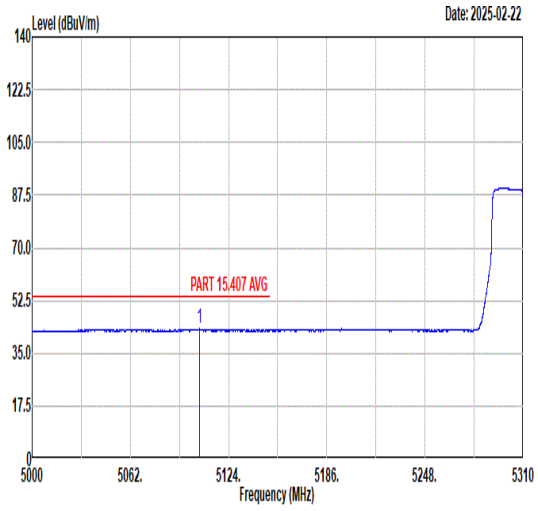 Freq Level Limit Line Margin (dB) Read Level Ant Factor Cable Loss Preamp Factor APos TPos Remark MHz dBuV/m dBuV/m dBuV dB/m dB dB cm deg 1 5105.56 43.08 54.00 -10.92 28.80 35.79 11.11 32.62 151 109 AVERAGE	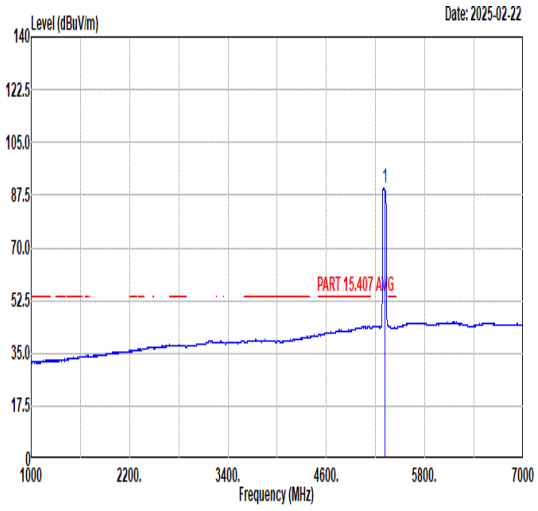 Freq Level Limit Line Margin (dB) Read Level Ant Factor Cable Loss Preamp Factor APos TPos Remark MHz dBuV/m dBuV/m dBuV dB/m dB dB cm deg 1 5310.00 89.97 ------ ------ 75.84 35.80 10.99 32.66 151 109 AVERAGE

Mode	43	
	Band Edge - R	
	U-NII-2A_5.25-5.35_802.11ax HE40_CH62_5310MHz	
ANT	1+2	
Pol.	Horizontal	Fundamental
Peak	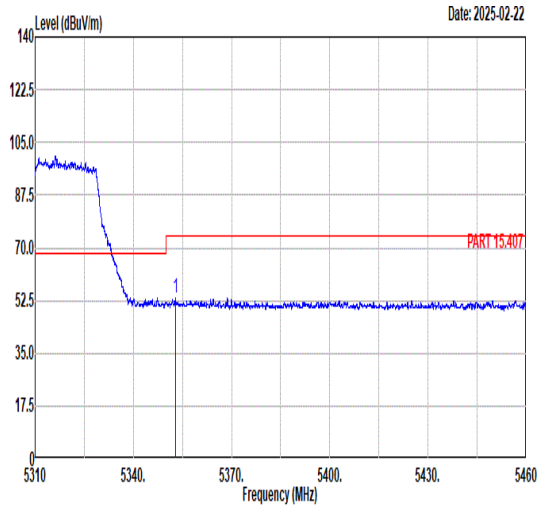 Freq Level Limit Line Margin (dB) Read Level Ant Factor Cable Loss Preamp Factor APos TPos Remark MHz dBuV/m dBuV/m dBuV dB/m dB dB cm deg 1 5352.84 53.42 74.00 -20.58 39.06 36.09 10.94 32.67 151 109 PEAK	Blank
Avg	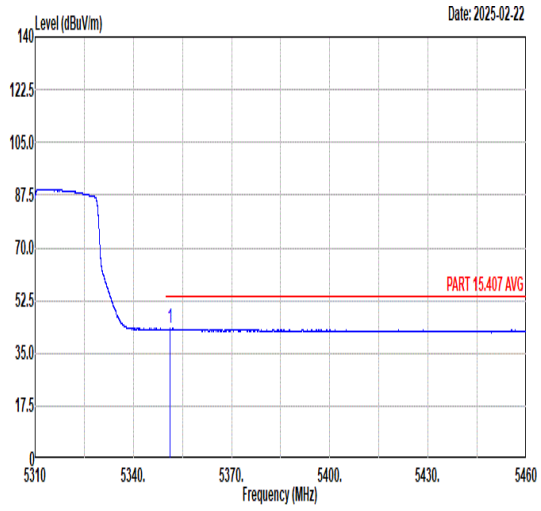 Freq Level Limit Line Margin (dB) Read Level Ant Factor Cable Loss Preamp Factor APos TPos Remark MHz dBuV/m dBuV/m dBuV dB/m dB dB cm deg 1 5351.18 43.35 54.00 -10.65 28.98 36.10 10.94 32.67 151 109 AVERAGE	Blank

Mode	43	
	Band Edge - L	
	U-NII-2A_5.25-5.35_802.11ax HE40_CH62_5310MHz	
ANT	1+2	
Pol.	Vertical	Fundamental
Peak	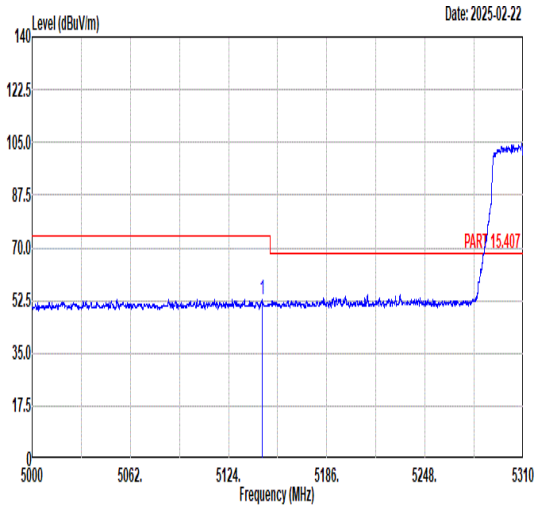 Freq Level Limit Line Margin (dB) Read Level Ant Factor Cable Loss Preamp Factor APos TPos Remark MHz dBuV/m dBuV/m dBuV dB/m dB dB cm deg 1 5145.27 52.92 74.00 -21.08 38.75 35.71 11.09 32.63 160 173 PEAK	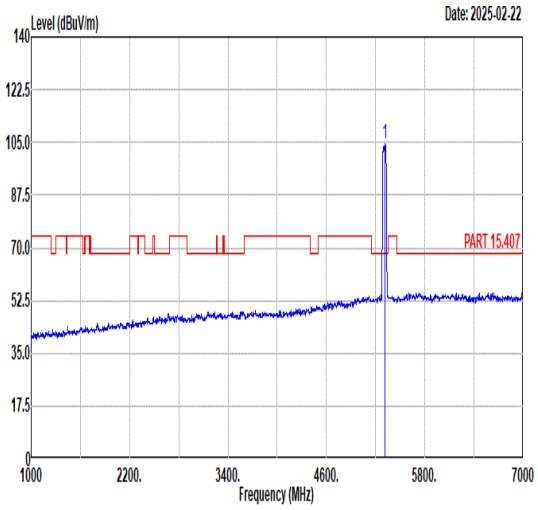 Freq Level Limit Line Margin (dB) Read Level Ant Factor Cable Loss Preamp Factor APos TPos Remark MHz dBuV/m dBuV/m dBuV dB/m dB dB cm deg 1 5310.00 104.67 ------ ------ 90.46 35.90 10.97 32.66 160 173 PEAK
Avg	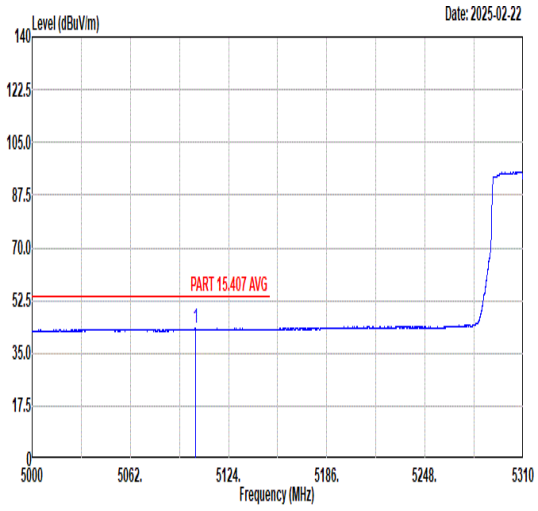 Freq Level Limit Line Margin (dB) Read Level Ant Factor Cable Loss Preamp Factor APos TPos Remark MHz dBuV/m dBuV/m dBuV dB/m dB dB cm deg 1 5103.01 43.29 54.00 -10.71 29.01 35.79 11.11 32.62 160 173 AVERAGE	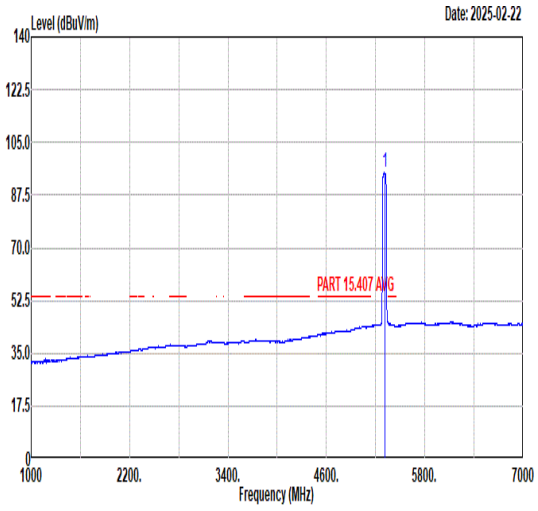 Freq Level Limit Line Margin (dB) Read Level Ant Factor Cable Loss Preamp Factor APos TPos Remark MHz dBuV/m dBuV/m dBuV dB/m dB dB cm deg 1 5310.00 94.90 ------ ------ 80.75 35.83 10.98 32.66 160 173 AVERAGE

Mode	43	
	Band Edge - R	
	U-NII-2A_5.25-5.35_802.11ax HE40_CH62_5310MHz	
ANT	1+2	
Pol.	Vertical	Fundamental
Peak	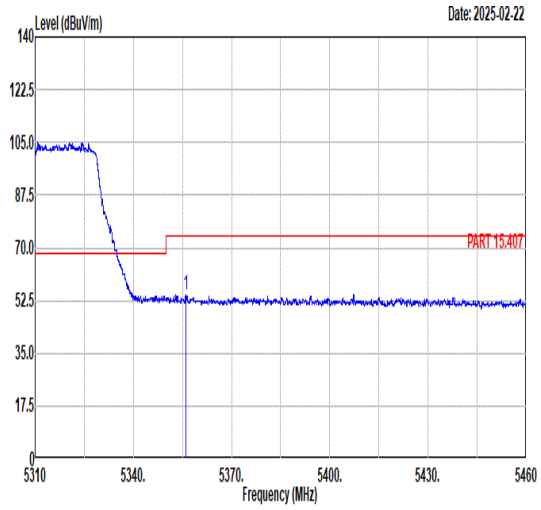 Freq Level Limit Line Margin (dB) Read Level Ant Factor Cable Loss Preamp Factor APos TPos Remark MHz dBuV/m dBuV/m dBuV dB/m dB dB cm deg 1 5356.13 54.52 74.00 -19.48 40.16 36.09 10.94 32.67 160 173 PEAK	Blank
Avg	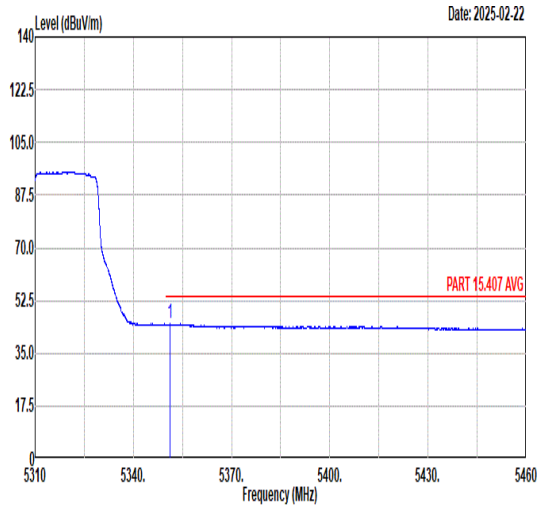 Freq Level Limit Line Margin (dB) Read Level Ant Factor Cable Loss Preamp Factor APos TPos Remark MHz dBuV/m dBuV/m dBuV dB/m dB dB cm deg 1 5351.18 44.77 54.00 -9.23 30.40 36.10 10.94 32.67 160 173 AVERAGE	Blank

Mode	44
	Band Edge - L
	U-NII-2C_5.47-5.725_802.11ax HE40_CH102_5510MHz
ANT	1+2

Pol.	Horizontal	Fundamental
Peak	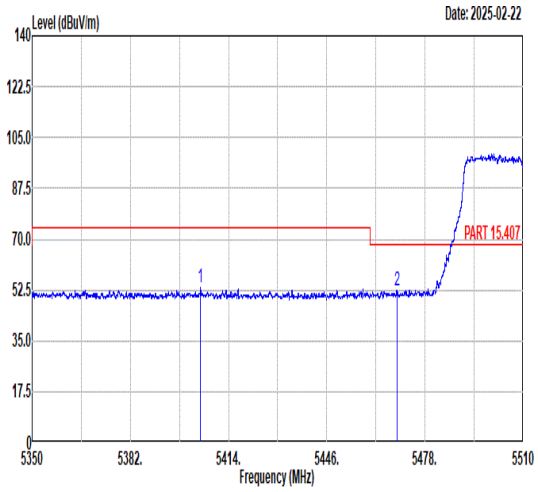 Freq Level Limit Line Margin (dB) Read Level Ant Factor Cable Loss Preamp Factor APos TPos Remark MHz dBuV/m dBuV/m dBuV dB/m dB dB cm deg 1 5404.80 53.31 74.00 -20.69 39.10 35.99 10.90 32.68 400 138 PEAK 2 5468.80 52.54 68.30 -15.76 38.09 35.98 11.16 32.69 400 138 PEAK	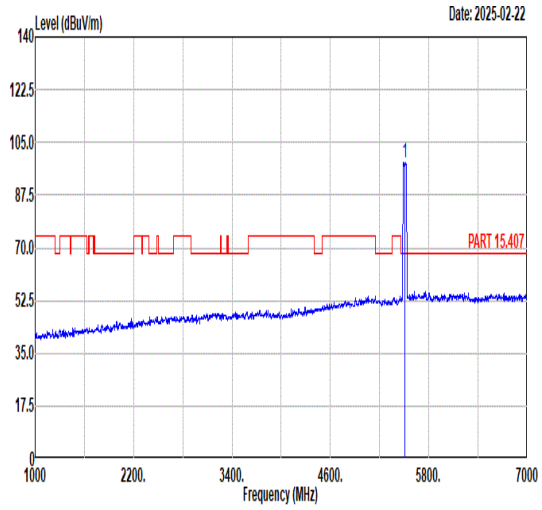 Freq Level Limit Line Margin (dB) Read Level Ant Factor Cable Loss Preamp Factor APos TPos Remark MHz dBuV/m dBuV/m dBuV dB/m dB dB cm deg 1 5510.00 98.22 ------ ------ 83.42 36.14 11.37 32.71 400 138 PEAK
Avg	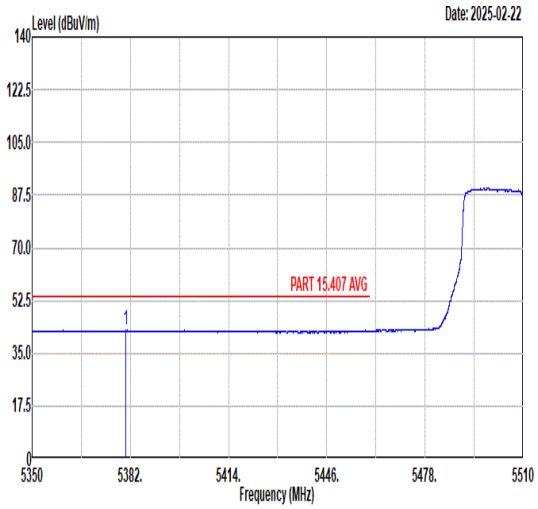 Freq Level Limit Line Margin (dB) Read Level Ant Factor Cable Loss Preamp Factor APos TPos Remark MHz dBuV/m dBuV/m dBuV dB/m dB dB cm deg 1 5380.50 42.65 54.00 -11.35 28.37 36.04 10.92 32.68 400 138 AVERAGE	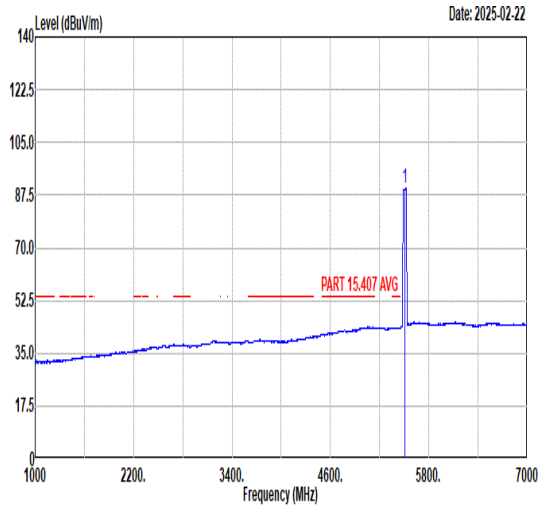 Freq Level Limit Line Margin (dB) Read Level Ant Factor Cable Loss Preamp Factor APos TPos Remark MHz dBuV/m dBuV/m dBuV dB/m dB dB cm deg 1 5510.00 89.94 ------ ------ 75.14 36.14 11.37 32.71 400 138 AVERAGE

Mode	44	
	Band Edge - R	
	U-NII-2C_5.47-5.725_802.11ax HE40_CH102_5510MHz	
ANT	1+2	
Pol.	Horizontal	Fundamental
Peak	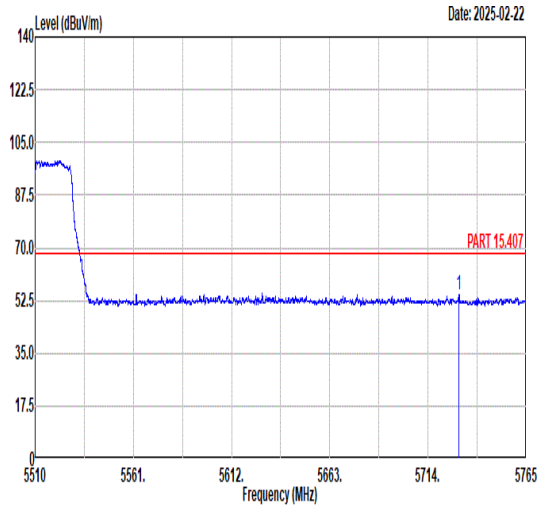 Freq Level Limit Line Margin (dB) Read Level Ant Factor Cable Loss Preamp Factor APos TPos Remark MHz dBuV/m dBuV/m dBuV dB/m dB dB cm deg 1 5730.17 54.29 68.30 -14.01 38.77 36.66 11.65 32.79 400 138 PEAK	Blank

Mode	44
	Band Edge - L
	U-NII-2C_5.47-5.725_802.11ax HE40_CH102_5510MHz
ANT	1+2

Pol.	Vertical	Fundamental
Peak	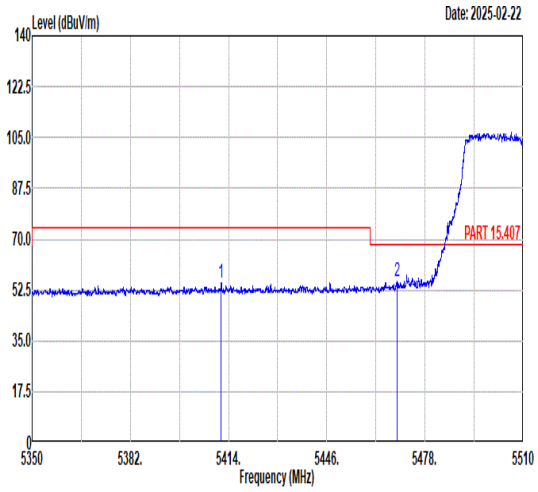 Freq Level Limit Line Margin (dB) Read Level Ant Factor Cable Loss Preamp Factor APos TPos Remark 1 5411.52 55.00 74.00 -19.00 40.78 35.98 10.92 32.68 136 170 PEAK 2 5468.80 55.30 68.30 -13.00 40.85 35.98 11.16 32.69 136 170 PEAK	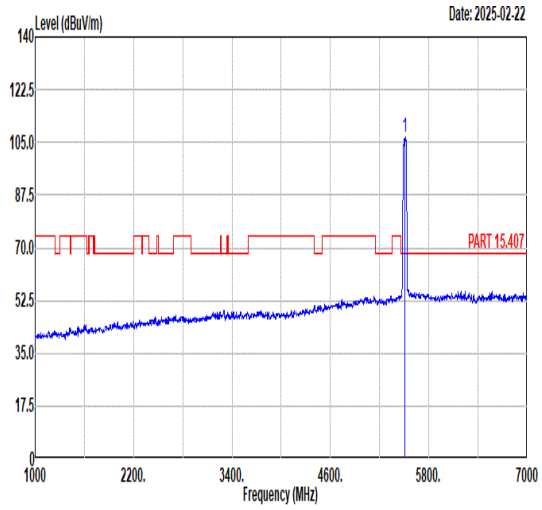 Freq Level Limit Line Margin (dB) Read Level Ant Factor Cable Loss Preamp Factor APos TPos Remark 1 5510.00 106.97 ------ ------ 92.20 36.13 11.35 32.71 136 170 PEAK
Avg	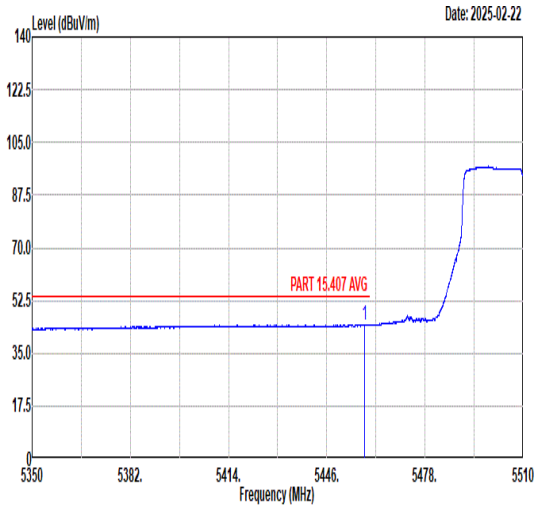 Freq Level Limit Line Margin (dB) Read Level Ant Factor Cable Loss Preamp Factor APos TPos Remark 1 5458.42 44.56 54.00 -9.44 30.21 35.93 11.11 32.69 136 170 AVERAGE	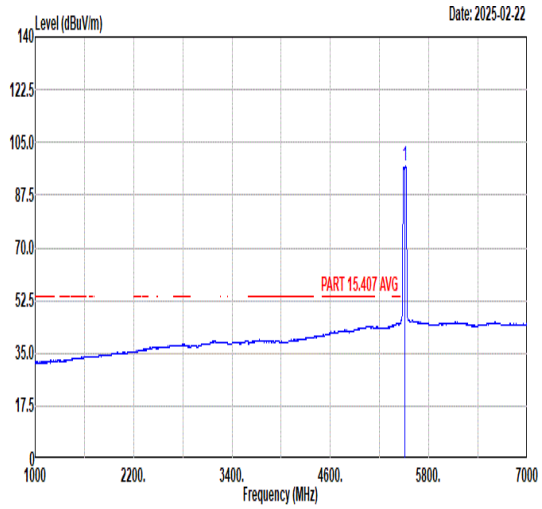 Freq Level Limit Line Margin (dB) Read Level Ant Factor Cable Loss Preamp Factor APos TPos Remark 1 5510.00 96.97 ------ ------ 82.17 36.14 11.37 32.71 136 170 AVERAGE

Mode	44	
	Band Edge - R	
	U-NII-2C_5.47-5.725_802.11ax HE40_CH102_5510MHz	
ANT	1+2	
Pol.	Vertical	Fundamental
Peak	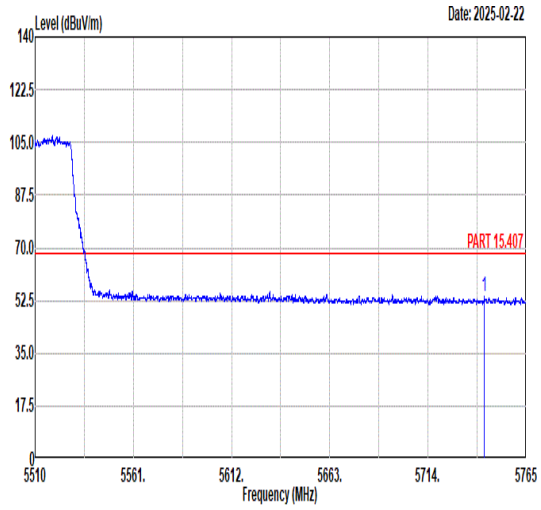 Freq Level Limit Line Margin (dB) Read Level Ant Factor Cable Loss Preamp Factor APos TPos Remark MHz dBuV/m dBuV/m dBuV dB/m dB dB cm deg 1 5743.20 54.06 68.30 -14.24 38.53 36.69 11.64 32.80 136 170 PEAK	Blank

Mode	45	
	Band Edge - L	
	U-NII-2C_5.47-5.725_802.11ax HE40_CH134_5670MHz	
ANT	1+2	
Pol.	Horizontal	Fundamental
Peak	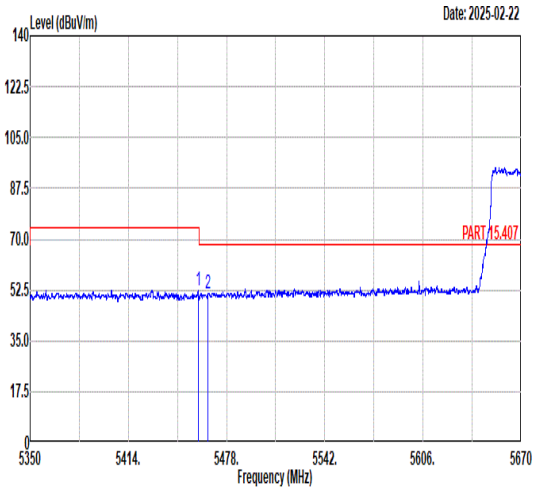 Freq Level Limit Line Margin (dB) Read Level Ant Factor Cable Loss Preamp Factor APos TPos Remark MHz dBuV/m dBuV/m dBuV dB/m dB dB cm deg 1 5459.60 52.27 74.00 -21.73 37.90 35.94 11.12 32.69 400 100 PEAK 2 5466.00 51.34 68.30 -16.96 36.92 35.96 11.15 32.69 400 100 PEAK	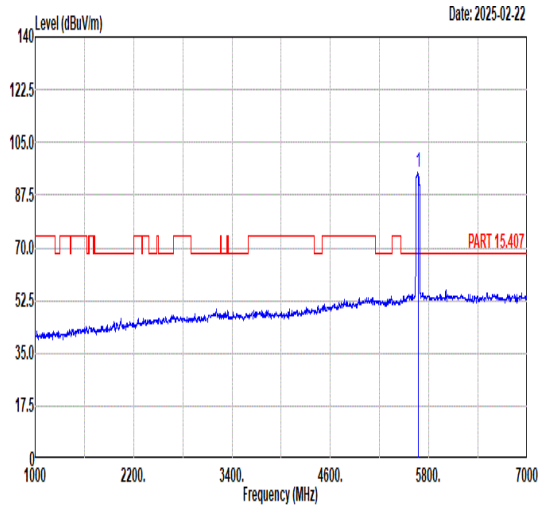 Freq Level Limit Line Margin (dB) Read Level Ant Factor Cable Loss Preamp Factor APos TPos Remark MHz dBuV/m dBuV/m dBuV dB/m dB dB cm deg 1 5670.00 95.02 ------ ------ 79.58 36.53 11.68 32.77 400 100 PEAK
Avg	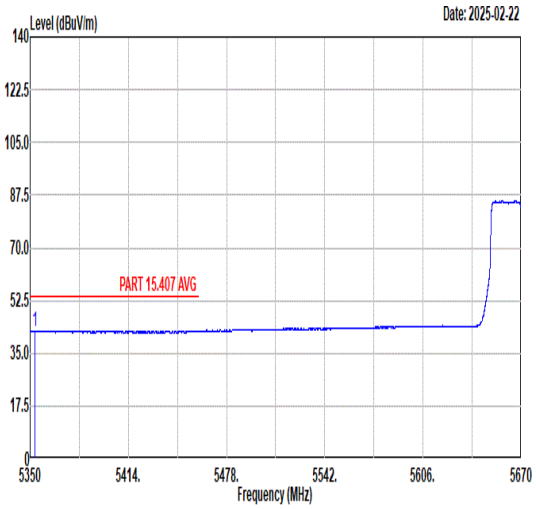 Freq Level Limit Line Margin (dB) Read Level Ant Factor Cable Loss Preamp Factor APos TPos Remark MHz dBuV/m dBuV/m dBuV dB/m dB dB cm deg 1 5353.07 42.41 54.00 -11.59 28.05 36.09 10.94 32.67 400 100 AVERAGE	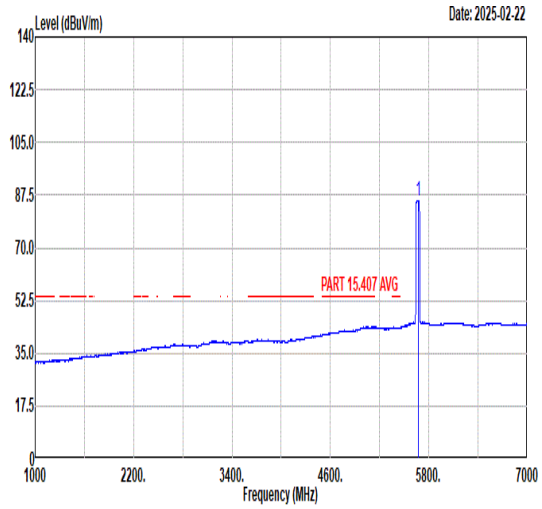 Freq Level Limit Line Margin (dB) Read Level Ant Factor Cable Loss Preamp Factor APos TPos Remark MHz dBuV/m dBuV/m dBuV dB/m dB dB cm deg 1 5670.00 85.76 ------ ------ 70.31 36.54 11.68 32.77 400 100 AVERAGE

Mode	45	
	Band Edge - R	
	U-NII-2C_5.47-5.725_802.11ax HE40_CH134_5670MHz	
ANT	1+2	
Pol.	Horizontal	Fundamental
Peak	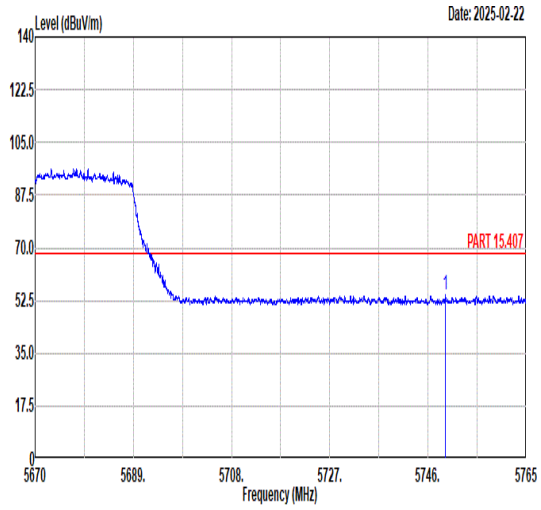 Freq Level Limit Line Margin (dB) Read Level Ant Factor Cable Loss Preamp Factor APos TPos Remark MHz dBuV/m dBuV/m dBuV dB/m dB dB cm deg 1 5749.37 54.39 68.30 -13.91 38.85 36.70 11.64 32.80 400 100 PEAK	Blank

Mode	45	
	Band Edge - L	
	U-NII-2C_5.47-5.725_802.11ax HE40_CH134_5670MHz	
ANT	1+2	
Pol.	Vertical	Fundamental
Peak	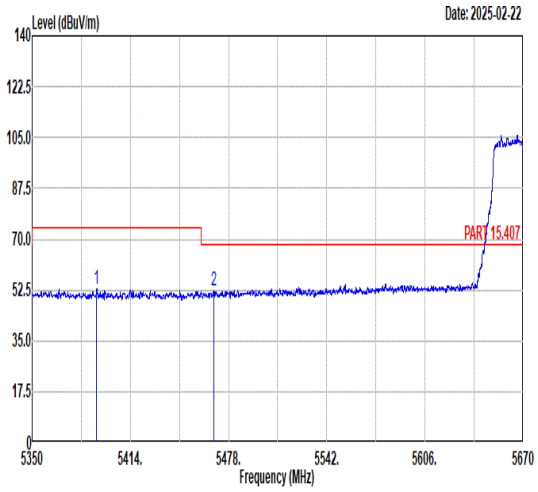 Freq Level Limit Line Margin (dB) Read Level Ant Factor Cable Loss Preamp Factor APos TPos Remark MHz dBuV/m dBuV/m dBuV dB/m dB dB cm deg 1 5392.11 53.07 74.00 -20.93 38.82 36.02 10.91 32.68 201 183 PEAK 2 5468.27 52.43 68.30 -15.87 38.00 35.97 11.15 32.69 201 183 PEAK	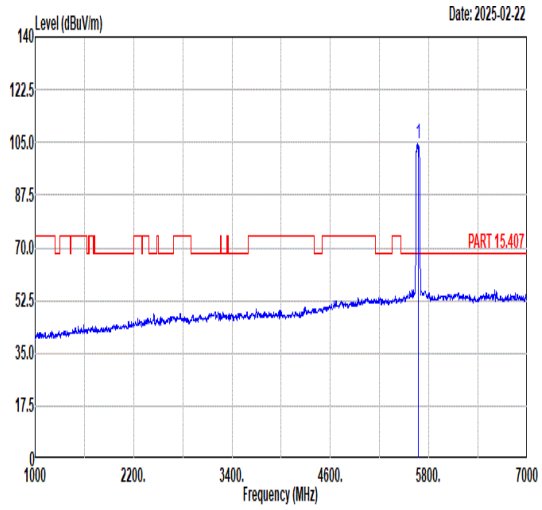 Freq Level Limit Line Margin (dB) Read Level Ant Factor Cable Loss Preamp Factor APos TPos Remark MHz dBuV/m dBuV/m dBuV dB/m dB dB cm deg 1 5670.00 104.40 ------ ------ 88.96 36.52 11.68 32.76 201 183 PEAK
Avg	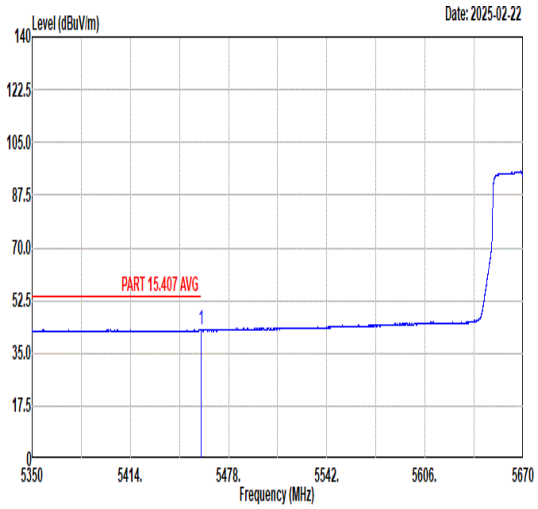 Freq Level Limit Line Margin (dB) Read Level Ant Factor Cable Loss Preamp Factor APos TPos Remark MHz dBuV/m dBuV/m dBuV dB/m dB dB cm deg 1 5459.92 42.79 54.00 -11.21 28.42 35.94 11.12 32.69 201 183 AVERAGE	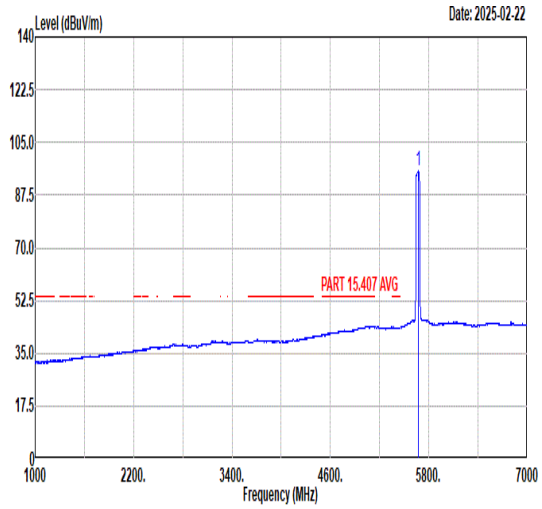 Freq Level Limit Line Margin (dB) Read Level Ant Factor Cable Loss Preamp Factor APos TPos Remark MHz dBuV/m dBuV/m dBuV dB/m dB dB cm deg 1 5670.00 95.46 ------ ------ 80.01 36.54 11.68 32.77 201 183 AVERAGE

Mode	45	
	Band Edge - R	
	U-NII-2C_5.47-5.725_802.11ax HE40_CH134_5670MHz	
ANT	1+2	
Pol.	Vertical	Fundamental
Peak	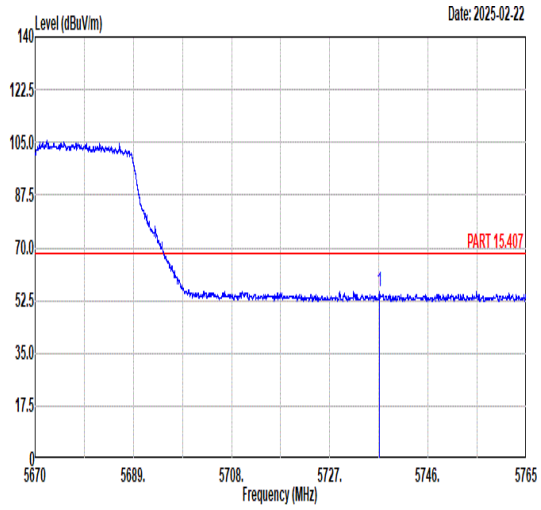 Freq Level Limit Line Margin (dB) Read Level Ant Factor Cable Loss Preamp Factor APos TPos Remark MHz dBuV/m dBuV/m dBuV dB/m dB dB cm deg 1 5736.65 55.68 68.30 -12.62 40.15 36.67 11.65 32.79 201 183 PEAK	Blank

Mode	46	
	Band Edge - L	
	U-NII-1_5.15-5.25_802.11ax HE80_CH42_5210MHz	
ANT	1+2	
Pol.	Horizontal	Fundamental
Peak	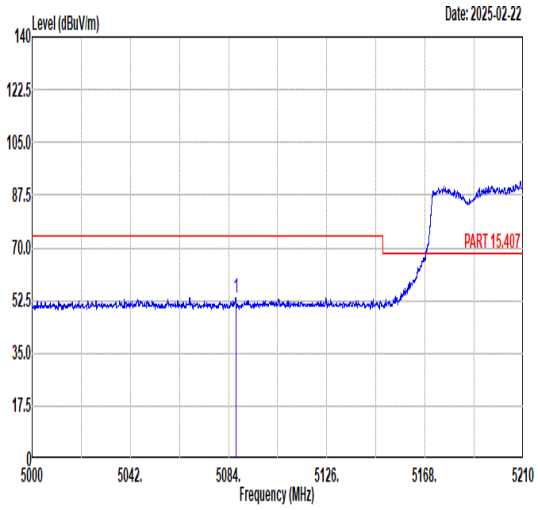 Freq Level Limit Line Margin (dB) Read Level Ant Factor Cable Loss Preamp Factor APos TPos Remark MHz dBuV/m dBuV/m dBuV dB/m dB dB cm deg 1 5087.05 53.19 74.00 -20.81 38.89 35.80 11.12 32.62 400 103 PEAK	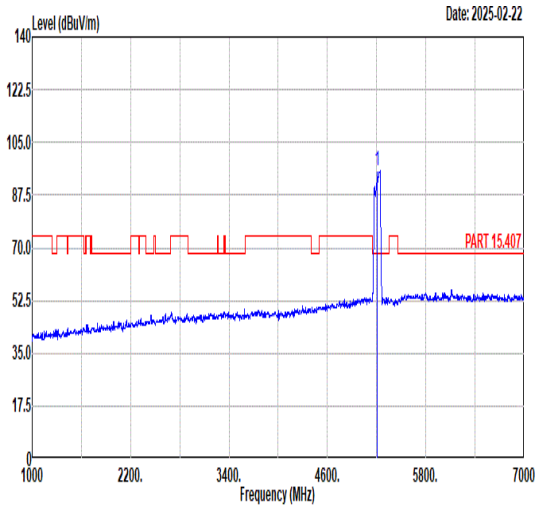 Freq Level Limit Line Margin (dB) Read Level Ant Factor Cable Loss Preamp Factor APos TPos Remark MHz dBuV/m dBuV/m dBuV dB/m dB dB cm deg 1 5210.00 95.64 ------ ------ 81.47 35.80 11.02 32.65 400 103 PEAK
Avg	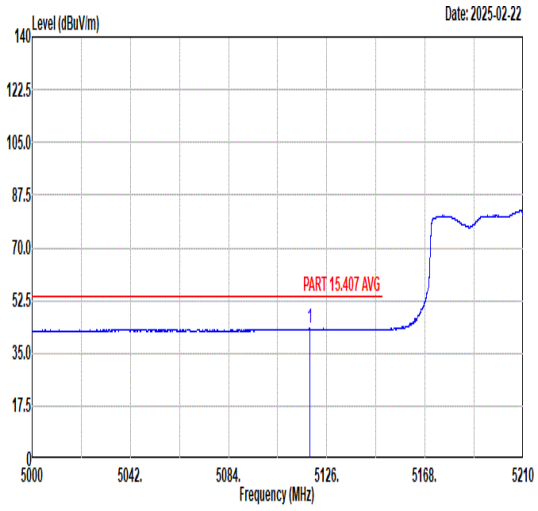 Freq Level Limit Line Margin (dB) Read Level Ant Factor Cable Loss Preamp Factor APos TPos Remark MHz dBuV/m dBuV/m dBuV dB/m dB dB cm deg 1 5118.73 43.11 54.00 -10.89 28.87 35.76 11.10 32.62 400 103 AVERAGE	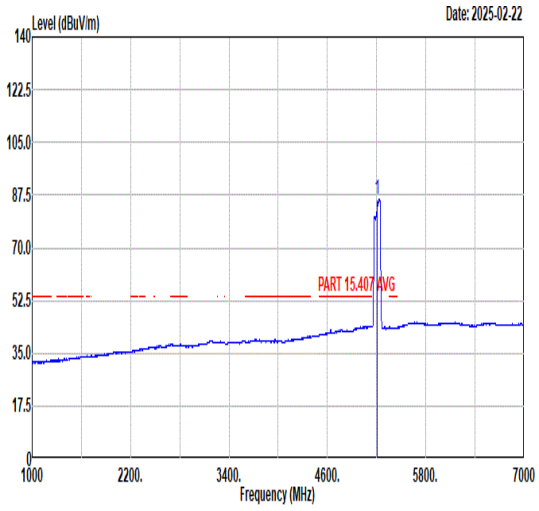 Freq Level Limit Line Margin (dB) Read Level Ant Factor Cable Loss Preamp Factor APos TPos Remark MHz dBuV/m dBuV/m dBuV dB/m dB dB cm deg 1 5210.00 85.95 ------ ------ 71.77 35.80 11.03 32.65 400 103 AVERAGE

Mode	46	
	Band Edge - R	
	U-NII-1_5.15-5.25_802.11ax HE80_CH42_5210MHz	
ANT	1+2	
Pol.	Horizontal	Fundamental
Peak	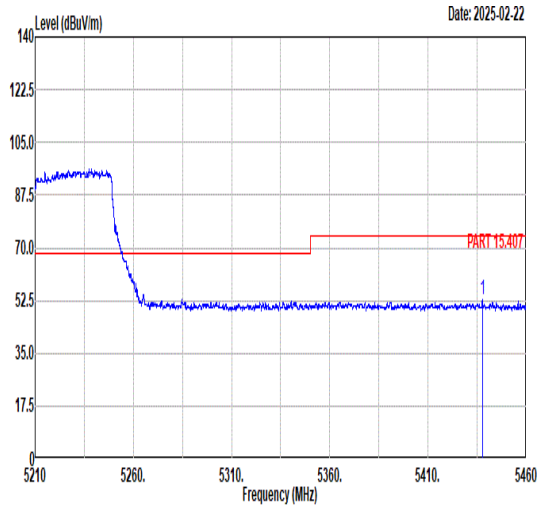 Freq Level Limit Line Margin (dB) Read Level Ant Factor Cable Loss Preamp Factor APos TPos Remark MHz dBuV/m dBuV/m dBuV dB/m dB dB cm deg 1 5437.65 52.59 74.00 -21.41 38.33 35.92 11.03 32.69 400 103 PEAK	Blank
Avg	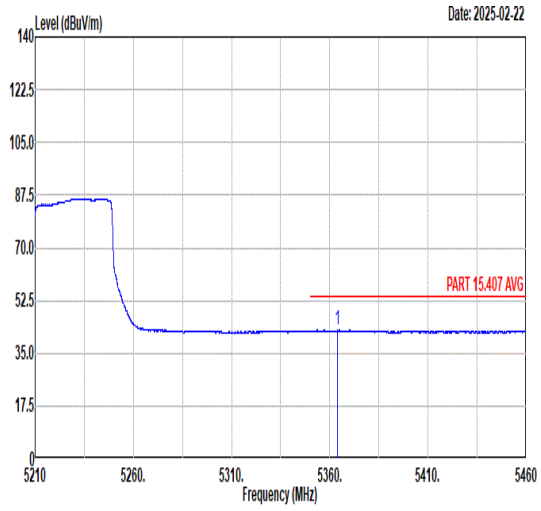 Freq Level Limit Line Margin (dB) Read Level Ant Factor Cable Loss Preamp Factor APos TPos Remark MHz dBuV/m dBuV/m dBuV dB/m dB dB cm deg 1 5363.88 42.58 54.00 -11.42 28.25 36.07 10.93 32.67 400 103 AVERAGE	Blank

Mode	46	
	Band Edge - L	
	U-NII-1_5.15-5.25_802.11ax HE80_CH42_5210MHz	
ANT	1+2	
Pol.	Vertical	Fundamental
Peak	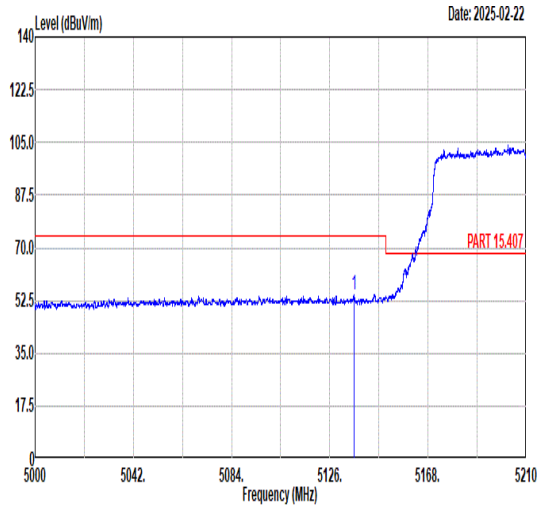 Freq Level Limit Line Margin (dB) Read Level Ant Factor Cable Loss Preamp Factor APos TPos Remark MHz dBuV/m dBuV/m dBuV dB/m dB dB cm deg 1 5136.40 54.33 74.00 -19.67 40.14 35.73 11.09 32.63 164 176 PEAK	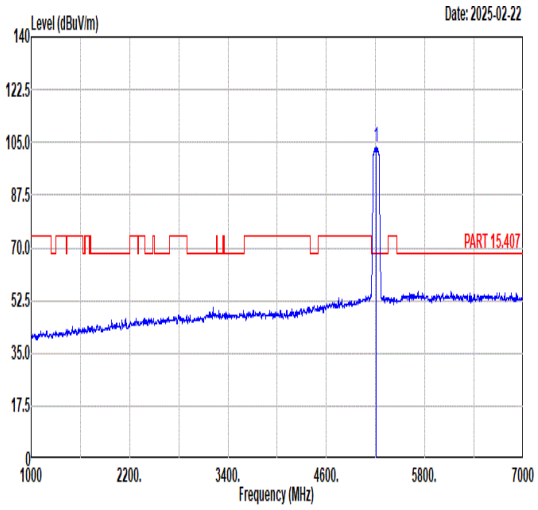 Freq Level Limit Line Margin (dB) Read Level Ant Factor Cable Loss Preamp Factor APos TPos Remark MHz dBuV/m dBuV/m dBuV dB/m dB dB cm deg 1 5210.00 103.78 ------ ------ 89.57 35.80 11.05 32.64 164 176 PEAK
Avg	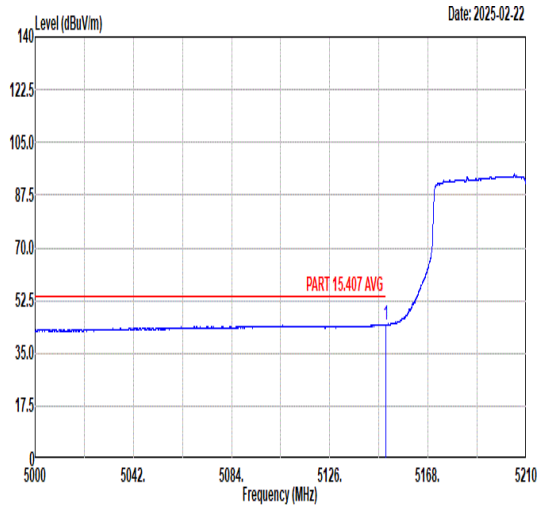 Freq Level Limit Line Margin (dB) Read Level Ant Factor Cable Loss Preamp Factor APos TPos Remark MHz dBuV/m dBuV/m dBuV dB/m dB dB cm deg 1 5149.84 44.63 54.00 -9.37 30.47 35.70 11.09 32.63 164 176 AVERAGE	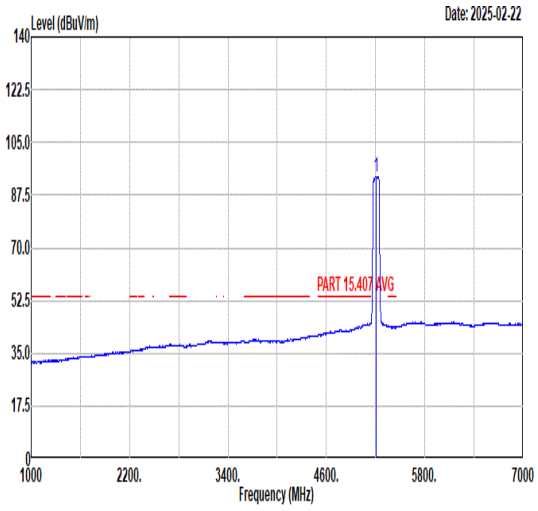 Freq Level Limit Line Margin (dB) Read Level Ant Factor Cable Loss Preamp Factor APos TPos Remark MHz dBuV/m dBuV/m dBuV dB/m dB dB cm deg 1 5210.00 93.54 ------ ------ 79.33 35.79 11.06 32.64 164 176 AVERAGE

Mode	46	
	Band Edge - R	
	U-NII-1_5.15-5.25_802.11ax HE80_CH42_5210MHz	
ANT	1+2	
Pol.	Vertical	Fundamental
Peak	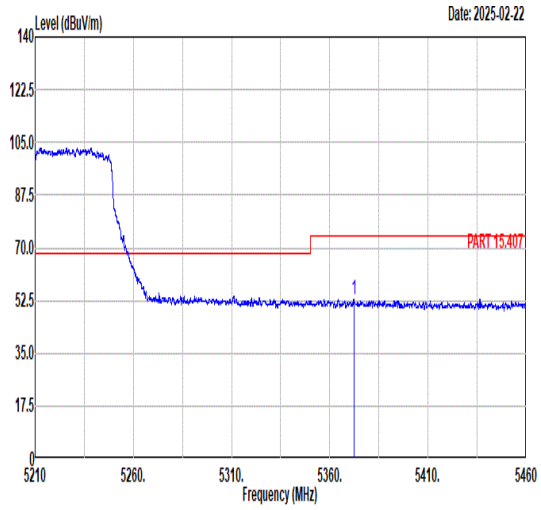 Freq Level Limit Line Margin (dB) Read Level Ant Factor Cable Loss Preamp Factor APos TPos Remark MHz dBuV/m dBuV/m dBuV dB/m dB dB cm deg 1 5372.38 53.02 74.00 -20.98 38.70 36.06 10.93 32.67 164 176 PEAK	Blank
Avg	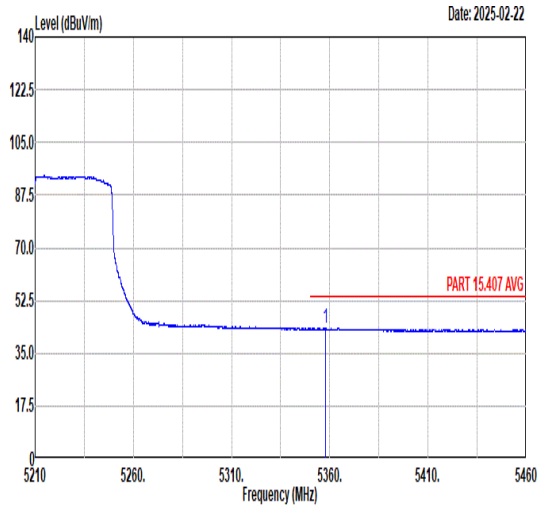 Freq Level Limit Line Margin (dB) Read Level Ant Factor Cable Loss Preamp Factor APos TPos Remark MHz dBuV/m dBuV/m dBuV dB/m dB dB cm deg 1 5357.65 43.27 54.00 -10.73 28.92 36.08 10.94 32.67 164 176 AVERAGE	Blank

Mode	47	
	Band Edge - L	
	U-NII-2A_5.25-5.35_802.11ax HE80_CH58_5290MHz	
ANT	1+2	
Pol.	Horizontal	Fundamental
Peak	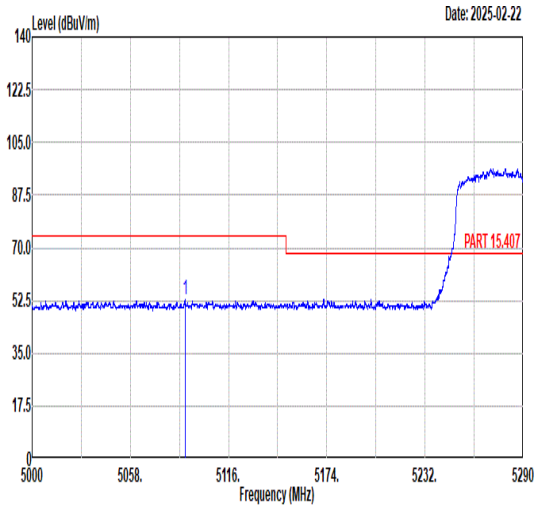 Freq Level Limit Line Margin (dB) Read Level Ant Factor Cable Loss Preamp Factor APos TPos Remark 1 5090.34 52.58 74.00 -21.42 38.28 35.80 11.12 32.62 397 118 PEAK	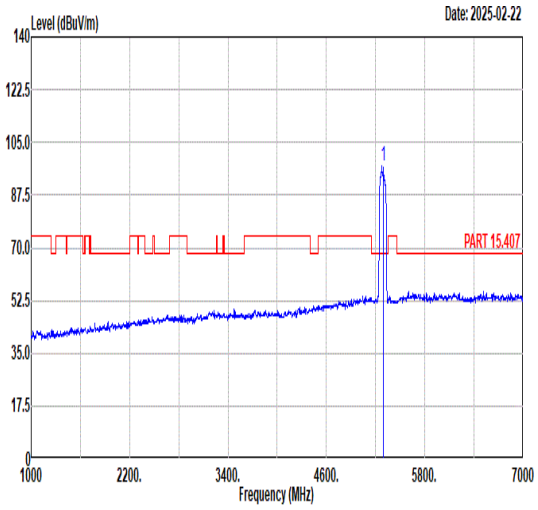 Freq Level Limit Line Margin (dB) Read Level Ant Factor Cable Loss Preamp Factor APos TPos Remark 1 5290.00 97.22 ------ ------ 83.08 35.80 11.00 32.66 397 118 PEAK
Avg	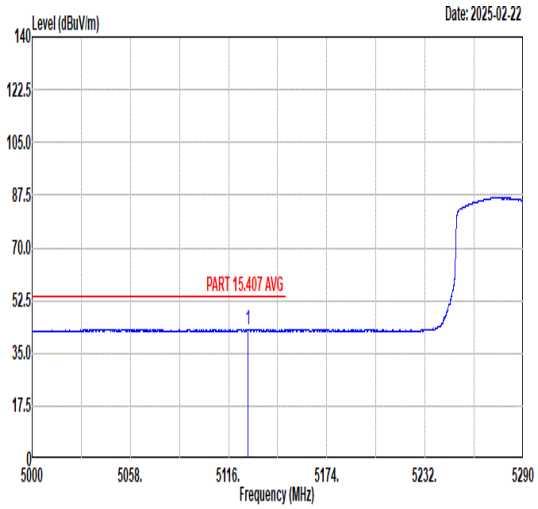 Freq Level Limit Line Margin (dB) Read Level Ant Factor Cable Loss Preamp Factor APos TPos Remark 1 5127.48 42.85 54.00 -11.15 28.63 35.75 11.10 32.63 397 118 AVERAGE	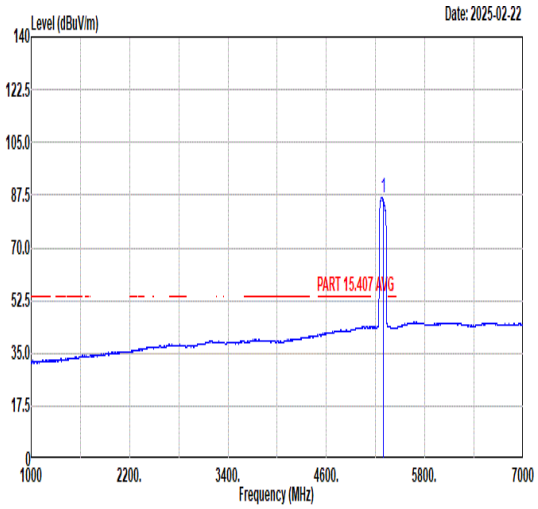 Freq Level Limit Line Margin (dB) Read Level Ant Factor Cable Loss Preamp Factor APos TPos Remark 1 5290.00 86.65 ------ ------ 72.51 35.80 11.00 32.66 397 118 AVERAGE

Mode	47	
	Band Edge - R	
	U-NII-2A_5.25-5.35_802.11ax HE80_CH58_5290MHz	
ANT	1+2	
Pol.	Horizontal	Fundamental
Peak	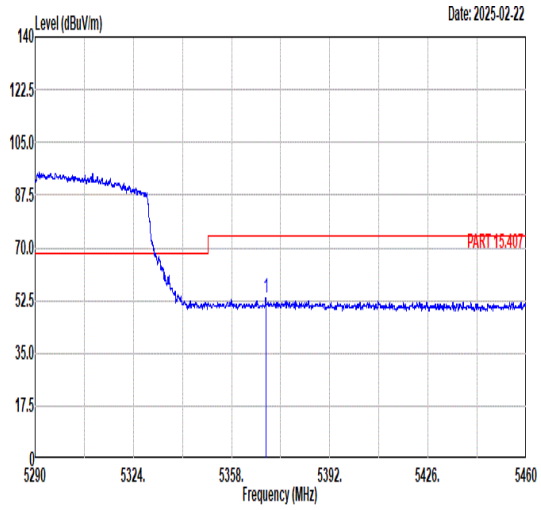 Freq Level Limit Line Margin (dB) Read Level Ant Factor Cable Loss Preamp Factor APos TPos Remark MHz dBuV/m dBuV/m dBuV dB/m dB dB cm deg 1 5369.83 53.44 74.00 -20.56 39.12 36.06 10.93 32.67 397 118 PEAK	Blank
Avg	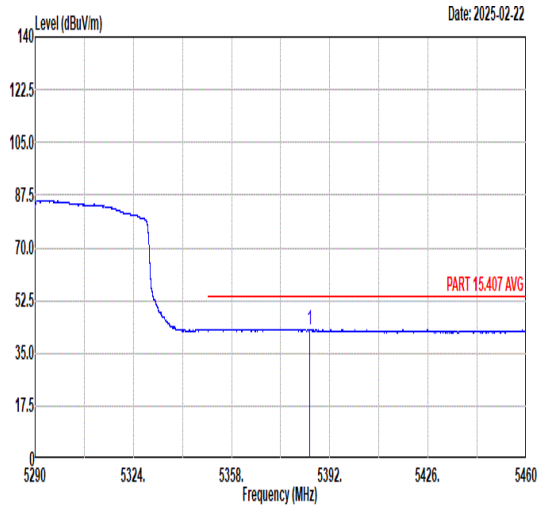 Freq Level Limit Line Margin (dB) Read Level Ant Factor Cable Loss Preamp Factor APos TPos Remark MHz dBuV/m dBuV/m dBuV dB/m dB dB cm deg 1 5385.13 42.97 54.00 -11.03 28.70 36.03 10.92 32.68 397 118 AVERAGE	Blank

Mode	47	
	Band Edge - L	
	U-NII-2A_5.25-5.35_802.11ax HE80_CH58_5290MHz	
ANT	1+2	
Pol.	Vertical	Fundamental
Peak	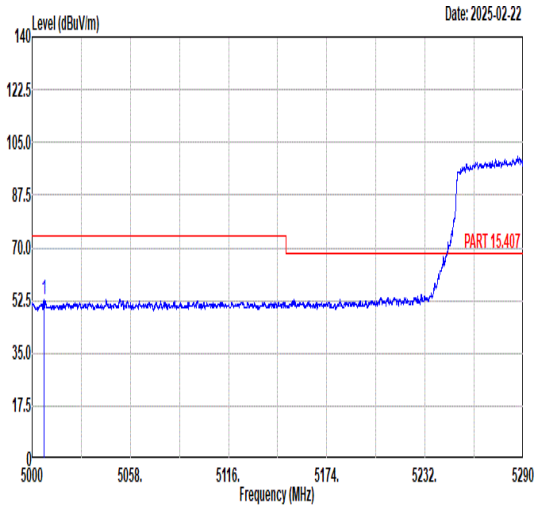 Limit Margin Read Ant Cable Preamp APos TPos Freq Level Line (dB) Level Factor Loss Factor Remark MHz dBuV/m dBuV/m dBuV dB/m dB dB cm deg 1 5006.84 52.87 74.00 -21.13 38.51 35.80 11.16 32.60 145 170 PEAK	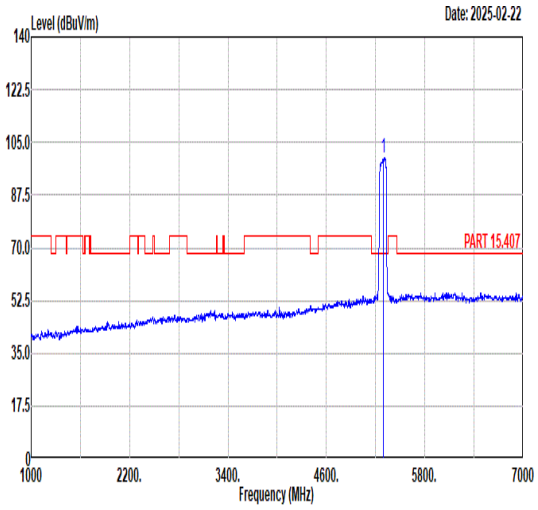 Limit Margin Read Ant Cable Preamp APos TPos Freq Level Line (dB) Level Factor Loss Factor Remark MHz dBuV/m dBuV/m dBuV dB/m dB dB cm deg 1 5290.00 100.01 ------ ------ 85.83 35.87 10.97 32.66 145 170 PEAK
Avg	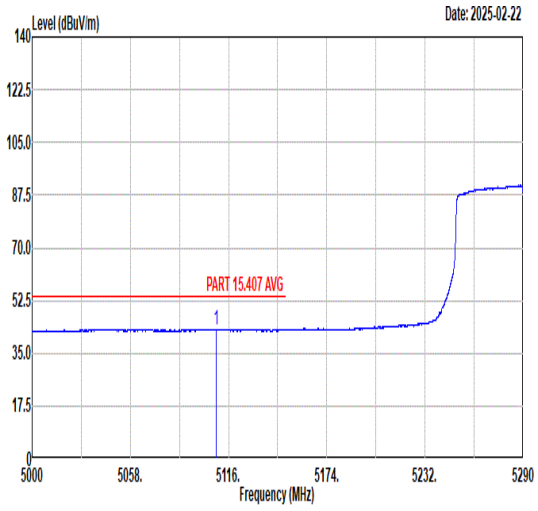 Limit Margin Read Ant Cable Preamp APos TPos Freq Level Line (dB) Level Factor Loss Factor Remark MHz dBuV/m dBuV/m dBuV dB/m dB dB cm deg 1 5108.90 43.02 54.00 -10.98 28.75 35.78 11.11 32.62 145 170 AVERAGE	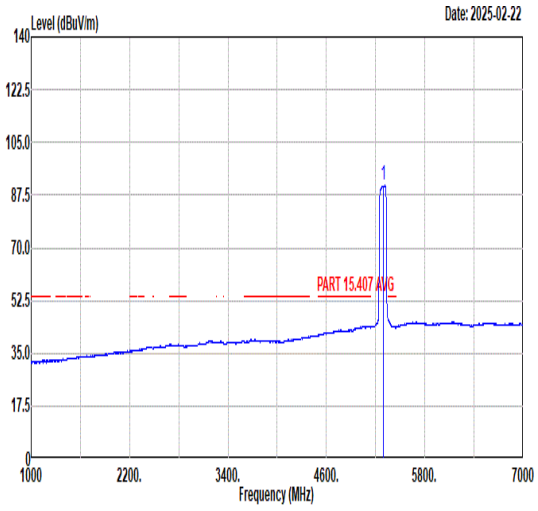 Limit Margin Read Ant Cable Preamp APos TPos Freq Level Line (dB) Level Factor Loss Factor Remark MHz dBuV/m dBuV/m dBuV dB/m dB dB cm deg 1 5290.00 90.91 ------ ------ 76.73 35.87 10.97 32.66 145 170 AVERAGE

Mode	47	
	Band Edge - R	
	U-NII-2A_5.25-5.35_802.11ax HE80_CH58_5290MHz	
ANT	1+2	
Pol.	Vertical	Fundamental
Peak	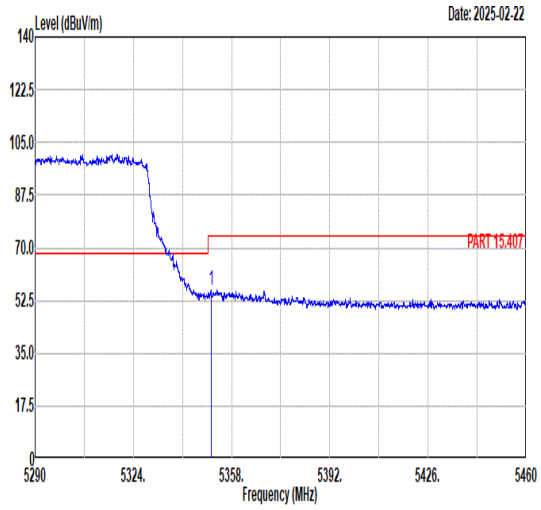 Freq Level Limit Line Margin (dB) Read Level Ant Factor Cable Loss Preamp Factor APos TPos Remark MHz dBuV/m dBuV/m dBuV dB/m dB dB cm deg 1 5350.96 55.82 74.00 -18.18 41.45 36.10 10.94 32.67 145 170 PEAK	Blank
Avg	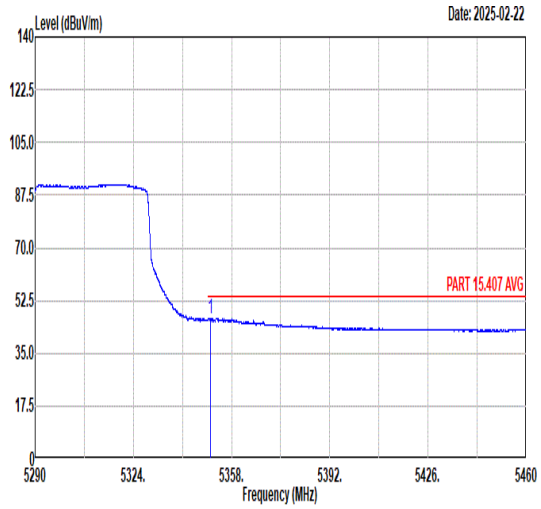 Freq Level Limit Line Margin (dB) Read Level Ant Factor Cable Loss Preamp Factor APos TPos Remark MHz dBuV/m dBuV/m dBuV dB/m dB dB cm deg 1 5350.79 46.60 54.00 -7.40 32.23 36.10 10.94 32.67 145 170 AVERAGE	Blank

Mode	48	
	Band Edge - L	
	U-NII-2C_5.47-5.725_802.11ax HE80_CH106_5530MHz	
ANT	1+2	
Pol.	Horizontal	Fundamental
Peak	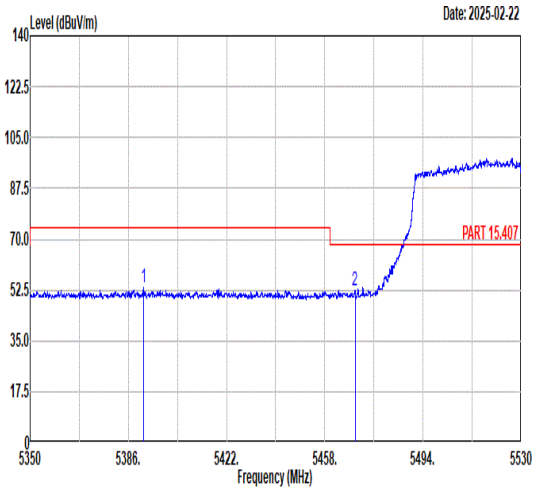 Freq Level Limit Line Margin (dB) Read Level Ant Factor Cable Loss Preamp Factor APos TPos Remark 1 5391.51 53.39 74.00 -20.61 39.14 36.02 10.91 32.68 379 140 PEAK 2 5469.09 52.45 68.30 -15.85 38.00 35.98 11.16 32.69 379 140 PEAK	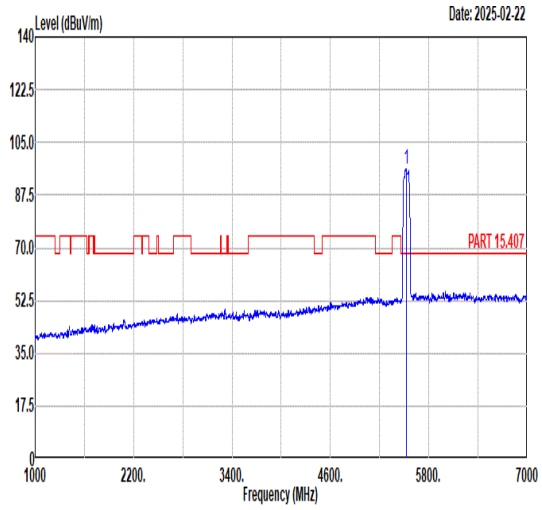 Freq Level Limit Line Margin (dB) Read Level Ant Factor Cable Loss Preamp Factor APos TPos Remark 1 5530.00 96.14 ------ ------ 81.37 36.13 11.35 32.71 379 140 PEAK
Avg	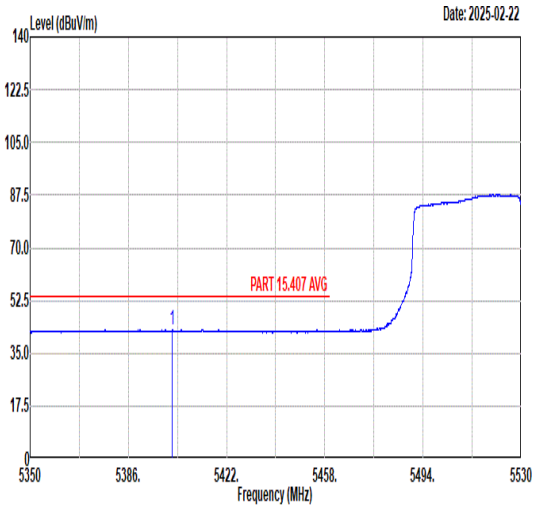 Freq Level Limit Line Margin (dB) Read Level Ant Factor Cable Loss Preamp Factor APos TPos Remark 1 5402.13 42.67 54.00 -11.33 28.45 36.00 10.90 32.68 379 140 AVERAGE	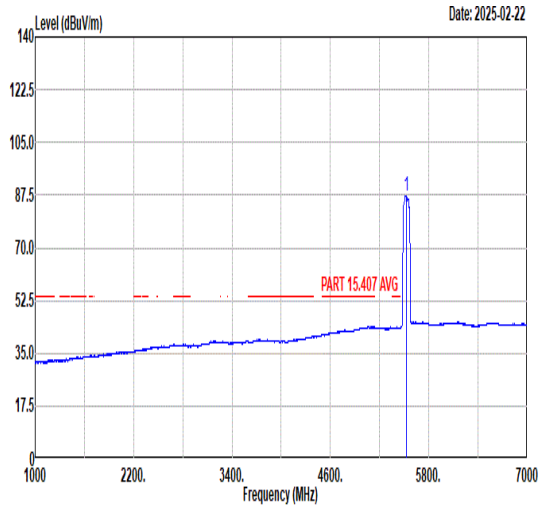 Freq Level Limit Line Margin (dB) Read Level Ant Factor Cable Loss Preamp Factor APos TPos Remark 1 5530.00 87.29 ------ ------ 72.52 36.13 11.35 32.71 379 140 AVERAGE

Mode	48	
	Band Edge - R	
	U-NII-2C_5.47-5.725_802.11ax HE80_CH106_5530MHz	
ANT	1+2	
Pol.	Horizontal	Fundamental
Peak	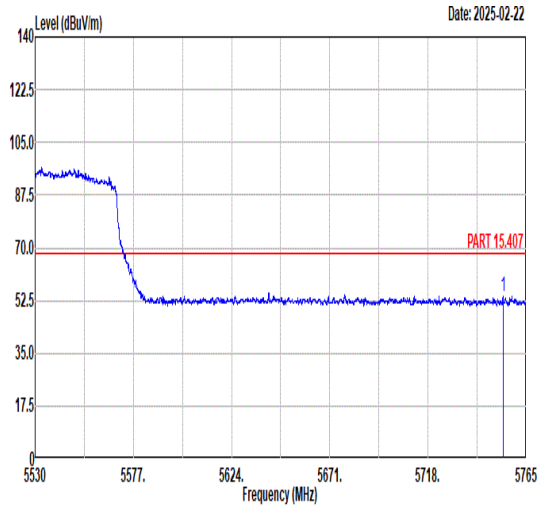 Freq Level Limit Line Margin (dB) Read Level Ant Factor Cable Loss Preamp Factor APos TPos Remark MHz dBuV/m dBuV/m dBuV dB/m dB dB cm deg 1 5753.86 53.86 68.30 -14.44 38.33 36.69 11.64 32.80 379 140 PEAK	Blank

Mode	48
	Band Edge - L
	U-NII-2C_5.47-5.725_802.11ax HE80_CH106_5530MHz
ANT	1+2

Pol.	Vertical	Fundamental
Peak	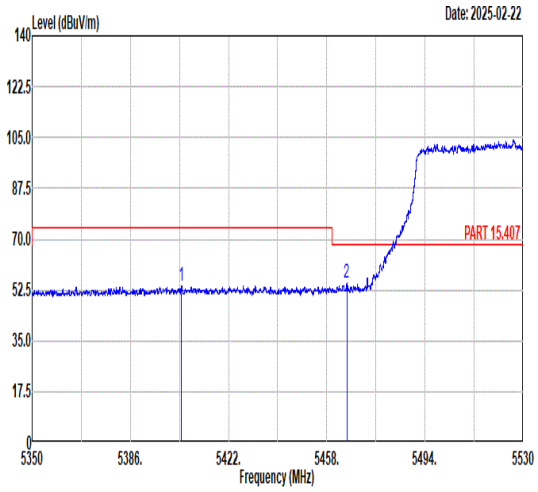 Freq Level Limit Line Margin (dB) Read Level Ant Factor Cable Loss Preamp Factor APos TPos Remark MHz dBuV/m dBuV/m dBuV dB/m dB dB cm deg 1 5404.81 53.95 74.00 -20.05 39.74 35.99 10.90 32.68 136 171 PEAK 2 5465.31 54.69 68.30 -13.61 40.28 35.96 11.14 32.69 136 171 PEAK	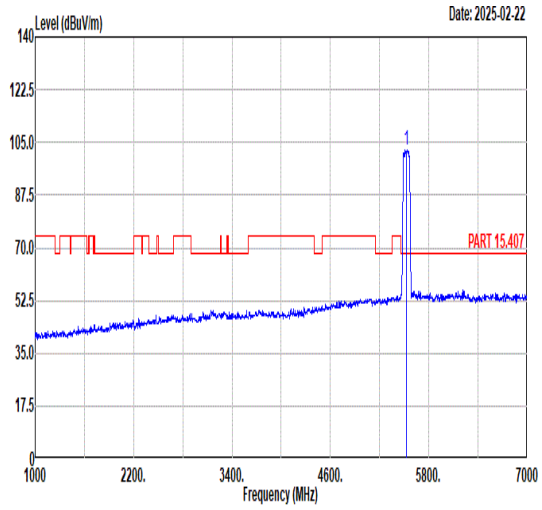 Freq Level Limit Line Margin (dB) Read Level Ant Factor Cable Loss Preamp Factor APos TPos Remark MHz dBuV/m dBuV/m dBuV dB/m dB dB cm deg 1 5530.00 102.30 ------ ------ 87.42 36.17 11.42 32.71 136 171 PEAK
Avg	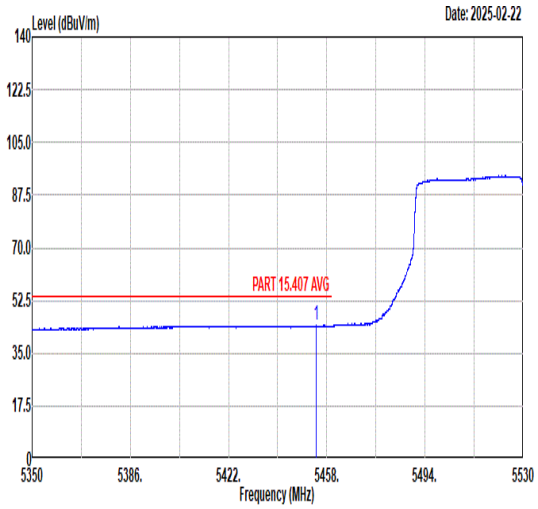 Freq Level Limit Line Margin (dB) Read Level Ant Factor Cable Loss Preamp Factor APos TPos Remark MHz dBuV/m dBuV/m dBuV dB/m dB dB cm deg 1 5454.13 44.18 54.00 -9.82 29.85 35.92 11.10 32.69 136 171 AVERAGE	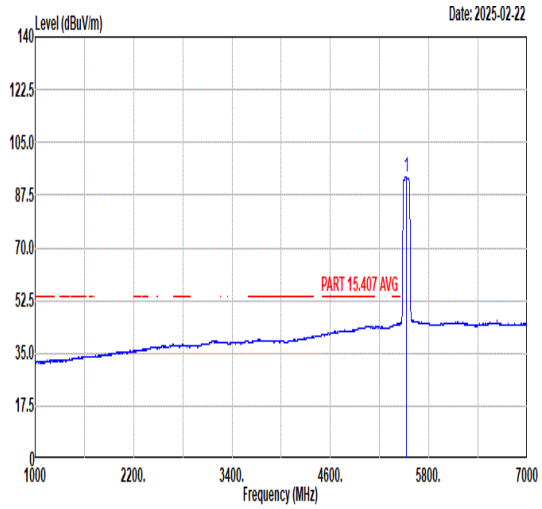 Freq Level Limit Line Margin (dB) Read Level Ant Factor Cable Loss Preamp Factor APos TPos Remark MHz dBuV/m dBuV/m dBuV dB/m dB dB cm deg 1 5530.00 93.58 ------ ------ 78.78 36.14 11.37 32.71 136 171 AVERAGE

Mode	48	
	Band Edge - R	
	U-NII-2C_5.47-5.725_802.11ax HE80_CH106_5530MHz	
ANT	1+2	
Pol.	Vertical	Fundamental
Peak	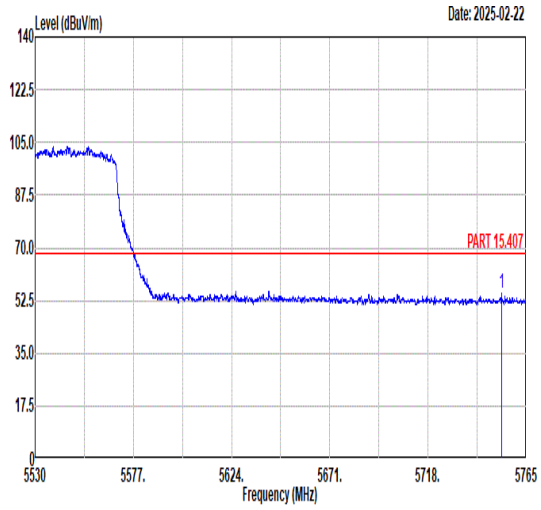 Freq Level Limit Line Margin (dB) Read Level Ant Factor Cable Loss Preamp Factor APos TPos Remark MHz dBuV/m dBuV/m dBuV dB/m dB dB cm deg 1 5753.16 54.68 68.30 -13.62 39.15 36.69 11.64 32.80 136 171 PEAK	Blank

Mode	49	
	Band Edge - L	
	U-NII-2C_5.47-5.725_802.11ax HE80_CH122_5610MHz	
ANT	1+2	
Pol.	Horizontal	Fundamental
Peak	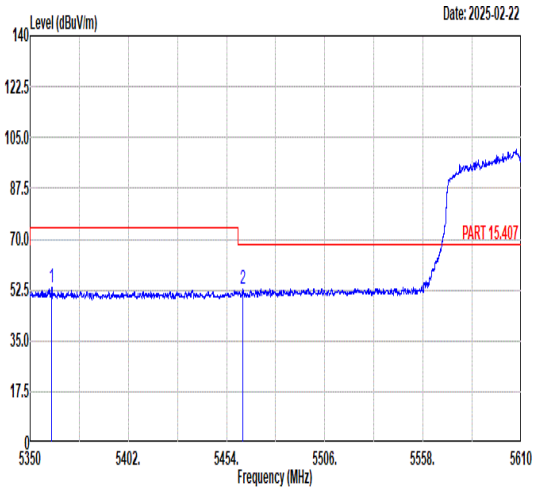 Freq Level Limit Line Margin (dB) Read Level Ant Factor Cable Loss Preamp Factor APos TPos Remark MHz dBuV/m dBuV/m dBuV dB/m dB dB cm deg 1 5361.31 53.16 74.00 -20.84 38.81 36.08 10.94 32.67 400 127 PEAK 2 5462.71 52.96 68.30 -15.34 38.57 35.95 11.13 32.69 400 127 PEAK	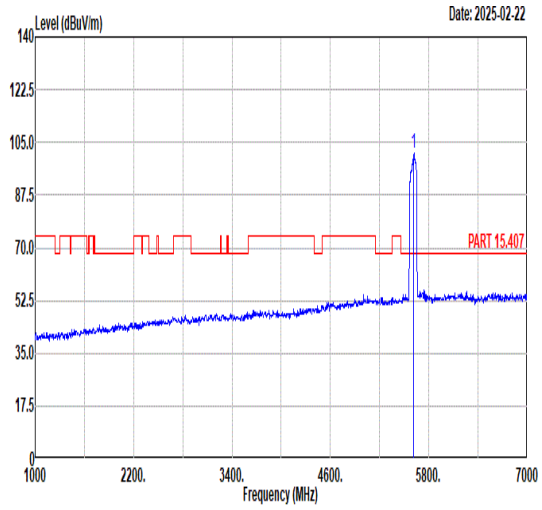 Freq Level Limit Line Margin (dB) Read Level Ant Factor Cable Loss Preamp Factor APos TPos Remark MHz dBuV/m dBuV/m dBuV dB/m dB dB cm deg 1 5610.00 101.37 ------ ------ 86.03 36.39 11.70 32.75 400 127 PEAK
Avg	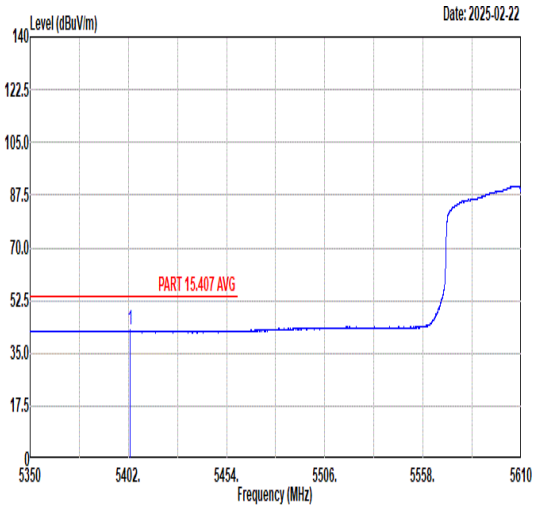 Freq Level Limit Line Margin (dB) Read Level Ant Factor Cable Loss Preamp Factor APos TPos Remark MHz dBuV/m dBuV/m dBuV dB/m dB dB cm deg 1 5402.94 42.55 54.00 -11.45 28.34 35.99 10.90 32.68 400 127 AVERAGE	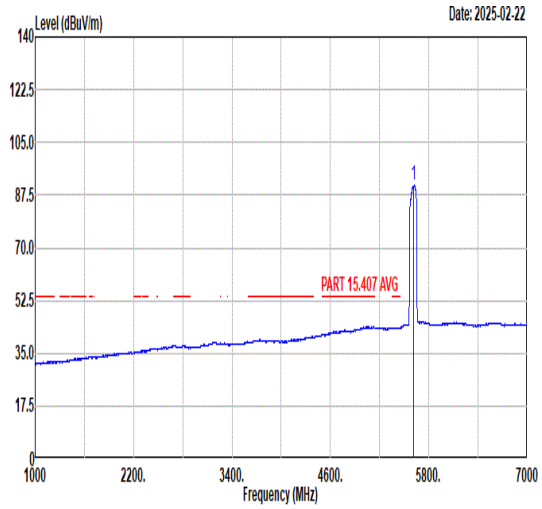 Freq Level Limit Line Margin (dB) Read Level Ant Factor Cable Loss Preamp Factor APos TPos Remark MHz dBuV/m dBuV/m dBuV dB/m dB dB cm deg 1 5610.00 90.64 ------ ------ 75.30 36.39 11.70 32.75 400 127 AVERAGE

Mode	49	
	Band Edge - R	
	U-NII-2C_5.47-5.725_802.11ax HE80_CH122_5610MHz	
ANT	1+2	
Pol.	Horizontal	Fundamental
Peak	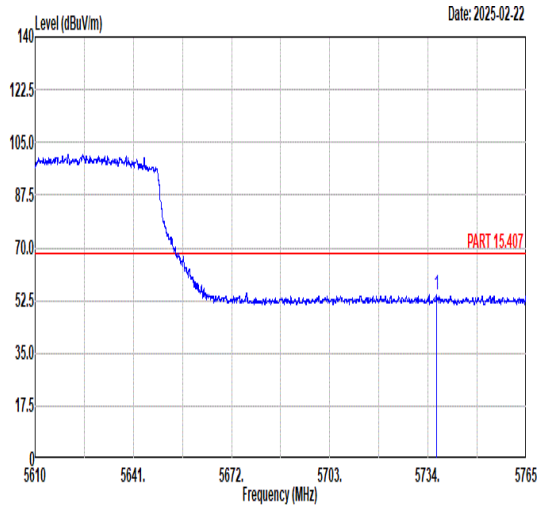 Freq Level Limit Line Margin (dB) Read Level Ant Factor Cable Loss Preamp Factor APos TPos Remark MHz dBuV/m dBuV/m dBuV dB/m dB dB cm deg 1 5736.73 54.63 68.30 -13.67 39.10 36.67 11.65 32.79 400 127 PEAK	Blank

Mode	49
	Band Edge - L
	U-NII-2C_5.47-5.725_802.11ax HE80_CH122_5610MHz
ANT	1+2

Pol.	Vertical	Fundamental
Peak	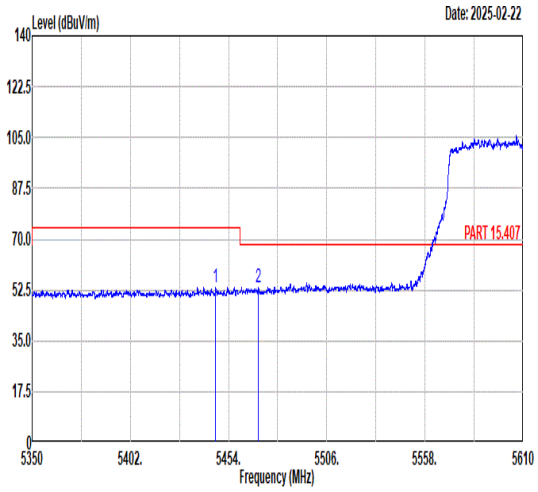 Freq Level Limit Line Margin (dB) Read Level Ant Factor Cable Loss Preamp Factor APos TPos Remark MHz dBuV/m dBuV/m dBuV dB/m dB dB cm deg 1 5447.14 53.25 74.00 -20.75 38.96 35.91 11.07 32.69 149 157 PEAK 2 5469.76 53.30 68.30 -15.00 38.85 35.98 11.16 32.69 149 157 PEAK	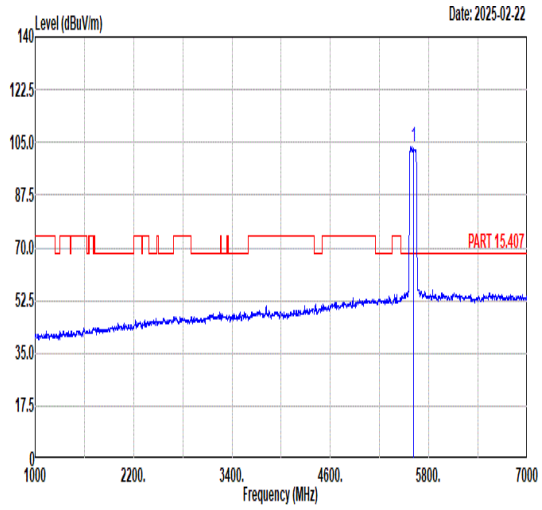 Freq Level Limit Line Margin (dB) Read Level Ant Factor Cable Loss Preamp Factor APos TPos Remark MHz dBuV/m dBuV/m dBuV dB/m dB dB cm deg 1 5610.00 103.73 ------ ------ 88.61 36.25 11.60 32.73 149 157 PEAK
Avg	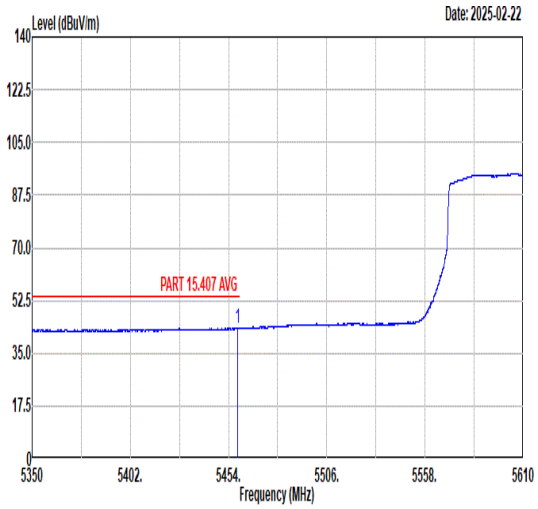 Freq Level Limit Line Margin (dB) Read Level Ant Factor Cable Loss Preamp Factor APos TPos Remark MHz dBuV/m dBuV/m dBuV dB/m dB dB cm deg 1 5458.81 43.44 54.00 -10.56 29.07 35.94 11.12 32.69 149 157 AVERAGE	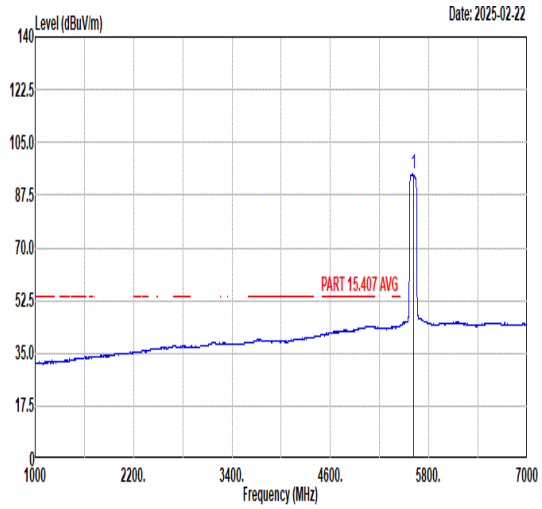 Freq Level Limit Line Margin (dB) Read Level Ant Factor Cable Loss Preamp Factor APos TPos Remark MHz dBuV/m dBuV/m dBuV dB/m dB dB cm deg 1 5610.00 94.41 ------ ------ 79.15 36.30 11.70 32.74 149 157 AVERAGE

Mode	49	
	Band Edge - R	
	U-NII-2C_5.47-5.725_802.11ax HE80_CH122_5610MHz	
ANT	1+2	
Pol.	Vertical	Fundamental
Peak	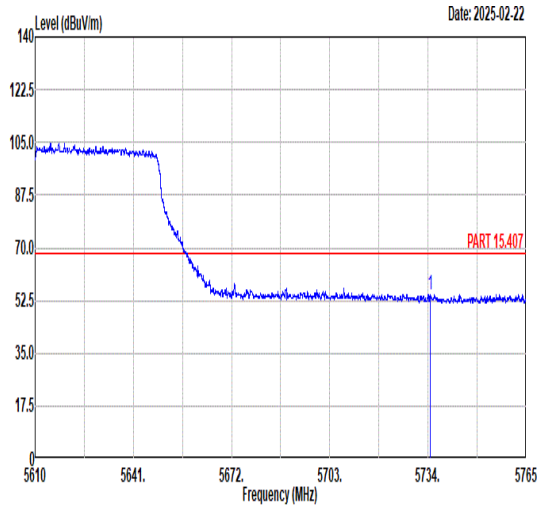 Freq Level Limit Line Margin (dB) Read Level Ant Factor Cable Loss Preamp Factor APos TPos Remark MHz dBuV/m dBuV/m dBuV dB/m dB dB cm deg 1 5734.70 54.60 68.30 -13.70 39.07 36.67 11.65 32.79 149 157 PEAK	Blank

Mode	50	
	Band Edge - L	
	U-NII-2A_5.25-5.35_802.11ax HE160_CH50_5250MHz	
ANT	1+2	
Pol.	Horizontal	Fundamental
Peak	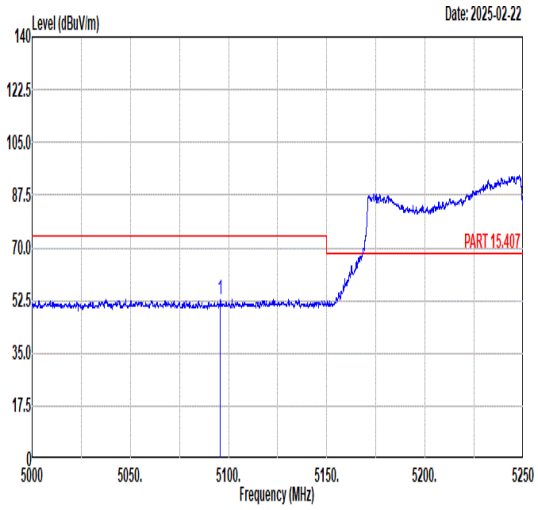 Freq Level Limit Line Margin (dB) Read Level Ant Factor Cable Loss Preamp Factor APos TPos Remark MHz dBuV/m dBuV/m dBuV dB/m dB dB cm deg 1 5095.88 52.89 74.00 -21.11 38.59 35.80 11.12 32.62 400 115 PEAK	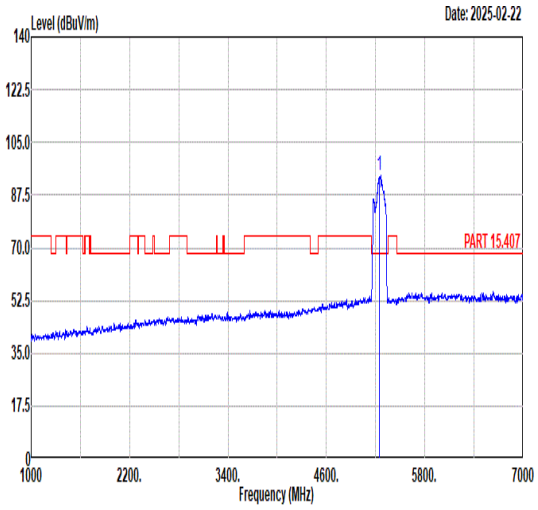 Freq Level Limit Line Margin (dB) Read Level Ant Factor Cable Loss Preamp Factor APos TPos Remark MHz dBuV/m dBuV/m dBuV dB/m dB dB cm deg 1 5250.00 93.86 ------ ------ 79.70 35.80 11.01 32.65 400 115 PEAK
Avg	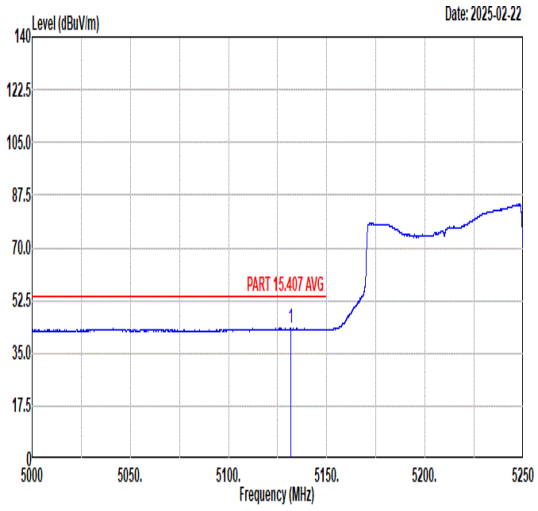 Freq Level Limit Line Margin (dB) Read Level Ant Factor Cable Loss Preamp Factor APos TPos Remark MHz dBuV/m dBuV/m dBuV dB/m dB dB cm deg 1 5131.65 43.40 54.00 -10.60 29.19 35.74 11.10 32.63 400 115 AVERAGE	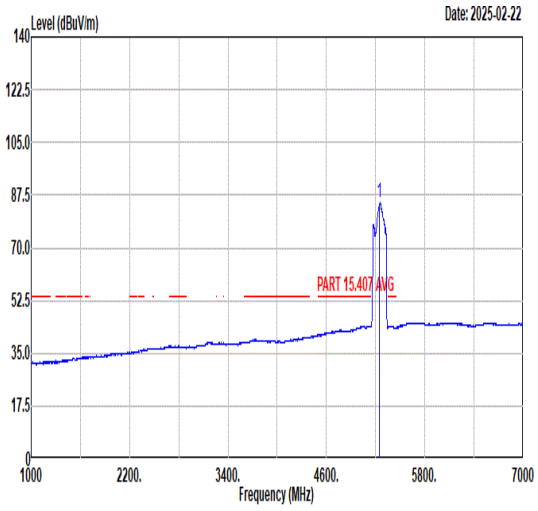 Freq Level Limit Line Margin (dB) Read Level Ant Factor Cable Loss Preamp Factor APos TPos Remark MHz dBuV/m dBuV/m dBuV dB/m dB dB cm deg 1 5250.00 84.82 ------ ------ 70.65 35.80 11.02 32.65 400 115 AVERAGE

Mode	50	
	Band Edge - R	
	U-NII-2A_5.25-5.35_802.11ax HE160_CH50_5250MHz	
ANT	1+2	
Pol.	Horizontal	Fundamental
Peak	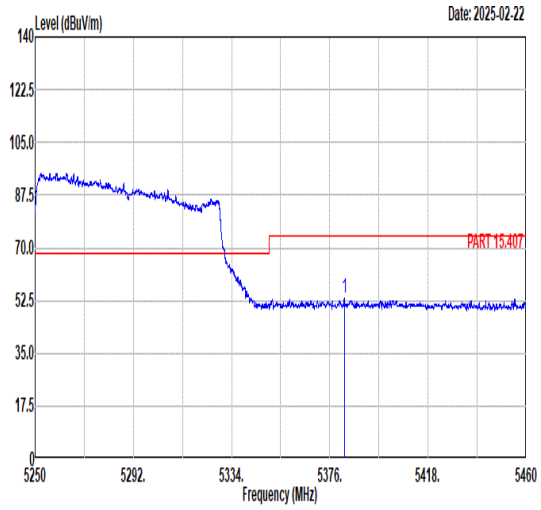 Freq Level Limit Line Margin (dB) Read Level Ant Factor Cable Loss Preamp Factor APos TPos Remark MHz dBuV/m dBuV/m dBuV dB/m dB dB cm deg 1 5382.22 53.11 74.00 -20.89 38.83 36.04 10.92 32.68 400 115 PEAK	Blank
Avg	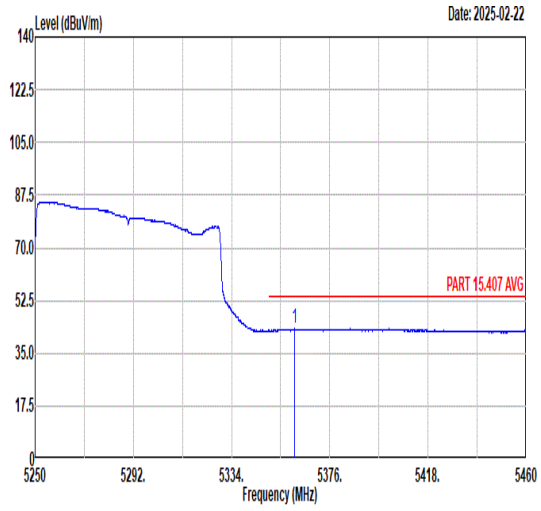 Freq Level Limit Line Margin (dB) Read Level Ant Factor Cable Loss Preamp Factor APos TPos Remark MHz dBuV/m dBuV/m dBuV dB/m dB dB cm deg 1 5361.01 43.12 54.00 -10.88 28.77 36.08 10.94 32.67 400 115 AVERAGE	Blank

Mode	50	
	Band Edge - L	
	U-NII-2A_5.25-5.35_802.11ax HE160_CH50_5250MHz	
ANT	1+2	
Pol.	Vertical	Fundamental
Peak	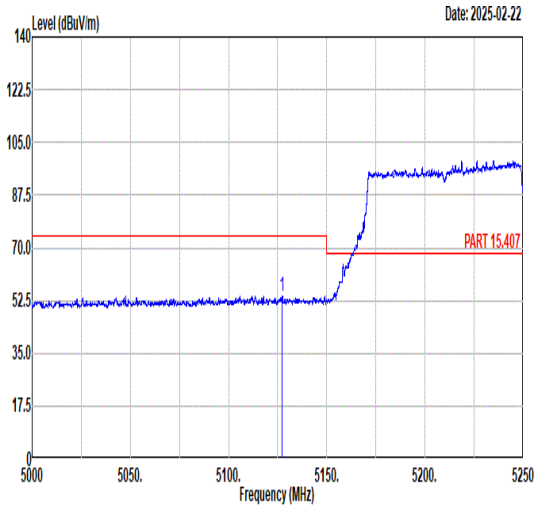 Freq Level Limit Line Margin (dB) Read Level Ant Factor Cable Loss Preamp Factor APos TPos Remark 1 5127.38 54.11 74.00 -19.89 39.89 35.75 11.10 32.63 175 177 PEAK	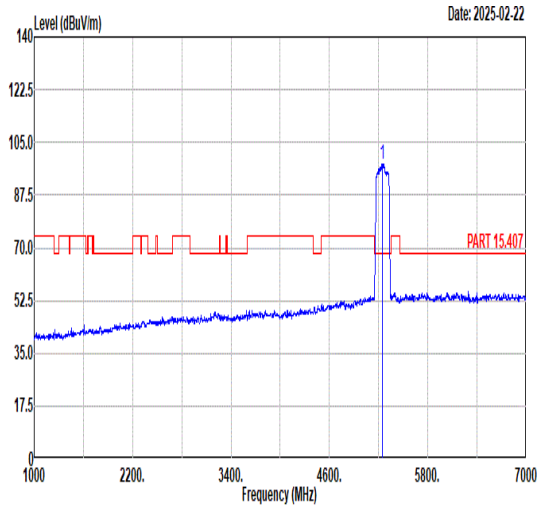 Freq Level Limit Line Margin (dB) Read Level Ant Factor Cable Loss Preamp Factor APos TPos Remark 1 5250.00 97.86 ------ ------ 83.70 35.80 11.01 32.65 175 177 PEAK
Avg	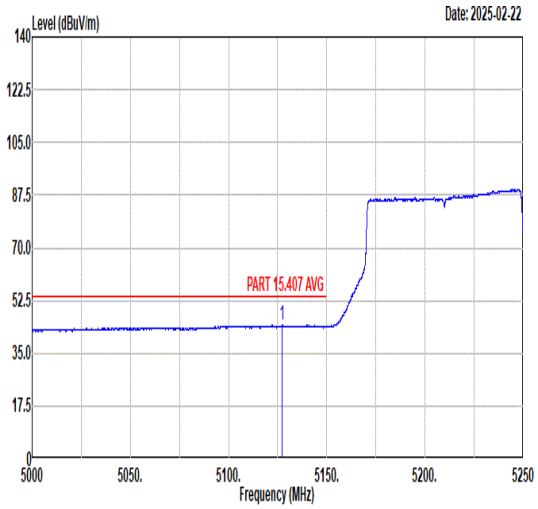 Freq Level Limit Line Margin (dB) Read Level Ant Factor Cable Loss Preamp Factor APos TPos Remark 1 5127.38 44.49 54.00 -9.51 30.27 35.75 11.10 32.63 175 177 AVERAGE	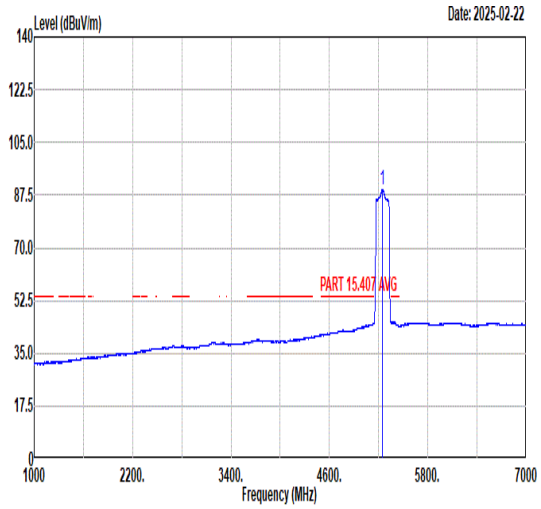 Freq Level Limit Line Margin (dB) Read Level Ant Factor Cable Loss Preamp Factor APos TPos Remark 1 5250.00 89.24 ------ ------ 75.07 35.80 11.02 32.65 175 177 AVERAGE

Mode	50	
	Band Edge - R	
	U-NII-2A_5.25-5.35_802.11ax HE160_CH50_5250MHz	
ANT	1+2	
Pol.	Vertical	Fundamental
Peak	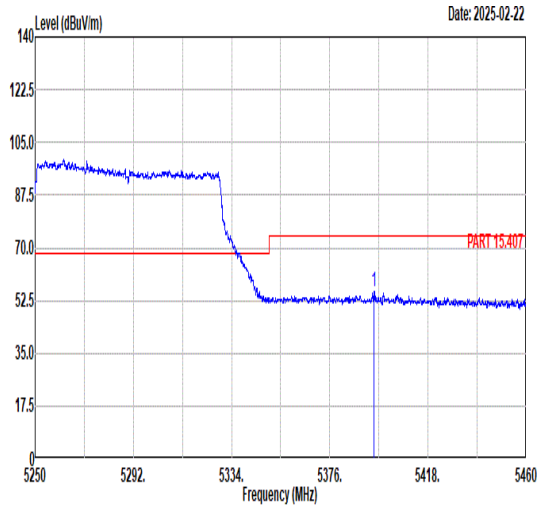 Freq Level Limit Line Margin (dB) Read Level Ant Factor Cable Loss Preamp Factor APos TPos Remark MHz dBuV/m dBuV/m dBuV dB/m dB dB cm deg 1 5395.01 55.71 74.00 -18.29 41.47 36.01 10.91 32.68 175 177 PEAK	Blank
Avg	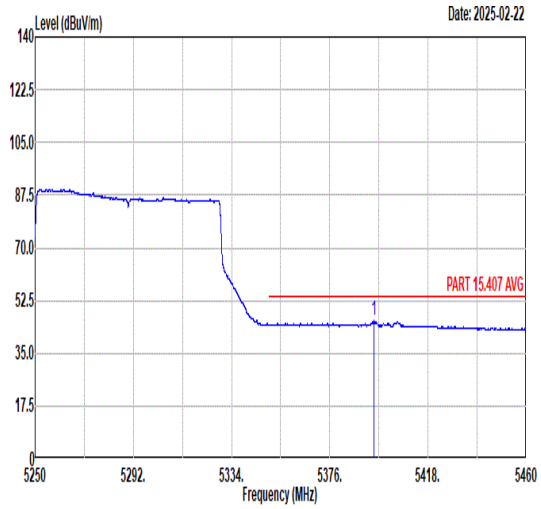 Freq Level Limit Line Margin (dB) Read Level Ant Factor Cable Loss Preamp Factor APos TPos Remark MHz dBuV/m dBuV/m dBuV dB/m dB dB cm deg 1 5395.01 45.83 54.00 -8.17 31.59 36.01 10.91 32.68 175 177 AVERAGE	Blank

Mode	50	
	Harmonic	
	U-NII-2A_5.25-5.35_802.11ax HE160_CH50_5250MHz	
ANT	1+2	
Pol.	Horizontal	Vertical
Peak Avg	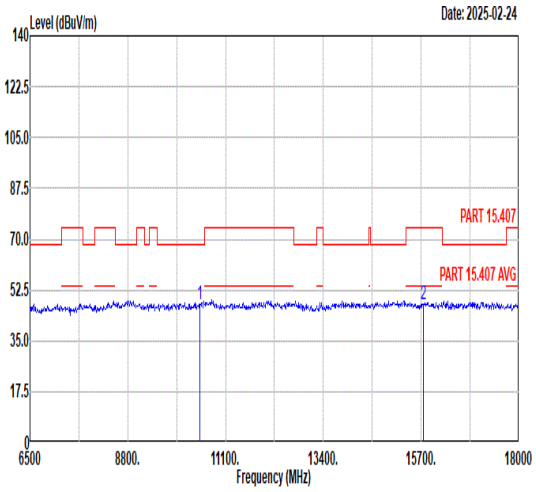 Freq Level Limit Line Margin Read Level Ant Factor Cable Loss Preamp Factor APos TPos Remark MHz dBuV/m dBuV/m dB dBuV dB/m dB dB cm deg 1 10500.00 47.76 68.30 -20.54 46.72 38.20 14.24 51.40 --- --- Peak 2 15750.00 47.64 74.00 -26.36 42.62 40.65 17.02 52.65 --- --- Peak	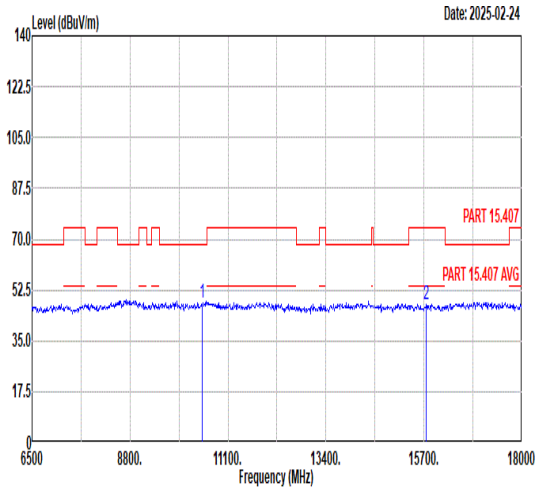 Freq Level Limit Line Margin Read Level Ant Factor Cable Loss Preamp Factor APos TPos Remark MHz dBuV/m dBuV/m dB dBuV dB/m dB dB cm deg 1 10500.00 47.95 68.30 -20.35 46.91 38.20 14.24 51.40 --- --- Peak 2 15750.00 47.31 74.00 -26.69 42.29 40.65 17.02 52.65 --- --- Peak

Mode	51	
	Band Edge - L	
	U-NII-2C_5.47-5.725_802.11ax HE160_CH114_5570MHz	
ANT	1+2	
Pol.	Horizontal	Fundamental
Peak	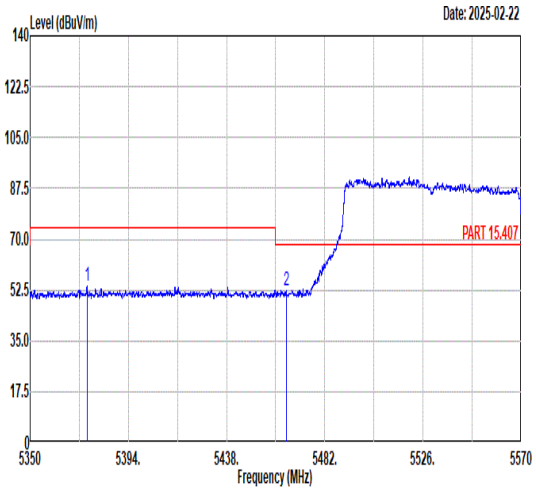 Freq Level Limit Line Margin (dB) Read Level Ant Factor Cable Loss Preamp Factor APos TPos Remark MHz dBuV/m dBuV/m dBuV dB/m dB dB cm deg 1 5375.63 53.72 74.00 -20.28 39.43 36.05 10.92 32.68 400 127 PEAK 2 5464.75 52.26 68.30 -16.04 37.85 35.96 11.14 32.69 400 127 PEAK	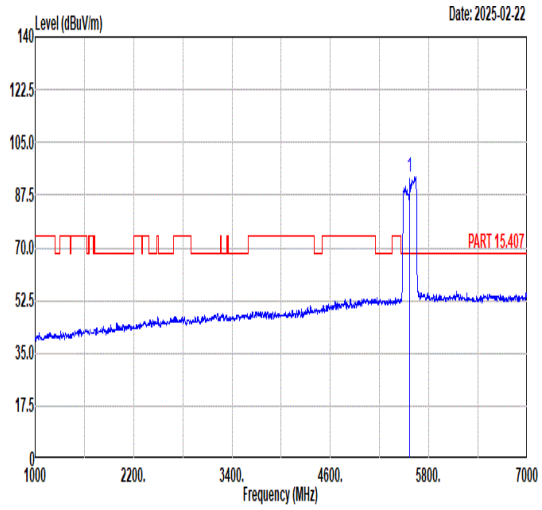 Freq Level Limit Line Margin (dB) Read Level Ant Factor Cable Loss Preamp Factor APos TPos Remark MHz dBuV/m dBuV/m dBuV dB/m dB dB cm deg 1 5570.00 93.74 ------ ------ 78.40 36.39 11.70 32.75 400 127 PEAK
Avg	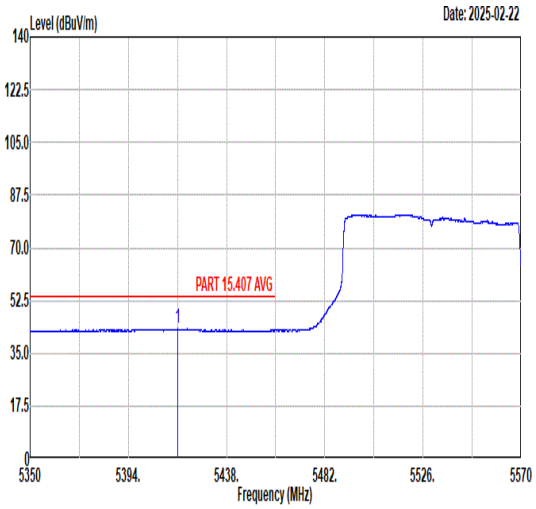 Freq Level Limit Line Margin (dB) Read Level Ant Factor Cable Loss Preamp Factor APos TPos Remark MHz dBuV/m dBuV/m dBuV dB/m dB dB cm deg 1 5416.13 43.09 54.00 -10.91 28.86 35.97 10.94 32.68 400 127 AVERAGE	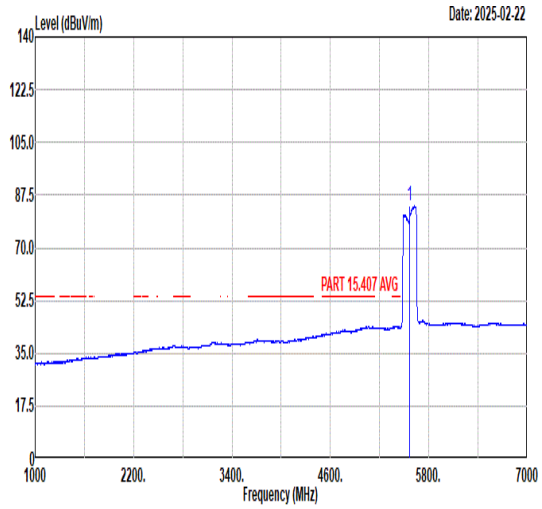 Freq Level Limit Line Margin (dB) Read Level Ant Factor Cable Loss Preamp Factor APos TPos Remark MHz dBuV/m dBuV/m dBuV dB/m dB dB cm deg 1 5570.00 83.80 ------ ------ 68.46 36.39 11.70 32.75 400 127 AVERAGE

Mode	51	
	Band Edge - R	
	U-NII-2C_5.47-5.725_802.11ax HE160_CH114_5570MHz	
ANT	1+2	
Pol.	Horizontal	Fundamental
Peak	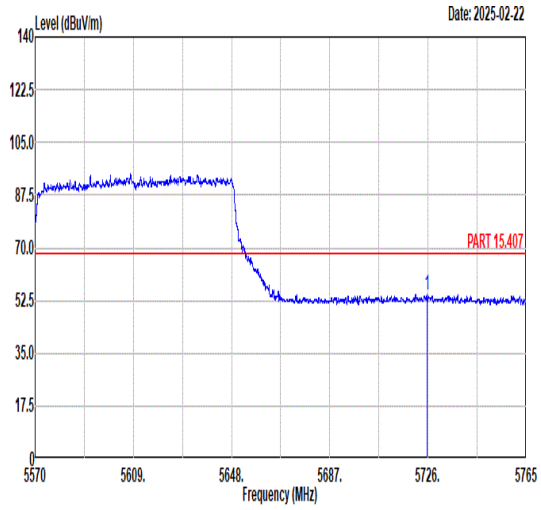 Freq Level Limit Line Margin (dB) Read Level Ant Factor Cable Loss Preamp Factor APos TPos Remark MHz dBuV/m dBuV/m dBuV dB/m dB dB cm deg 1 5725.53 54.30 68.30 -14.00 38.79 36.65 11.65 32.79 400 127 PEAK	Blank

Mode	51
	Band Edge - L
	U-NII-2C_5.47-5.725_802.11ax HE160_CH114_5570MHz
ANT	1+2

Pol.	Vertical	Fundamental
Peak	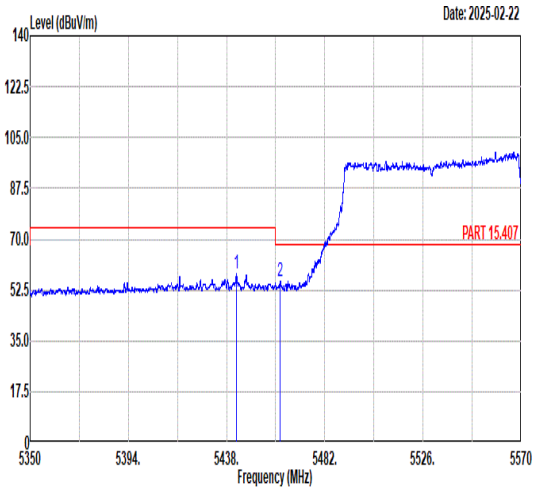 Freq Level Limit Line Margin (dB) Read Level Ant Factor Cable Loss Preamp Factor APos TPos Remark MHz dBuV/m dBuV/m dBuV dB/m dB dB cm deg 1 5442.31 57.99 74.00 -16.01 43.71 35.92 11.05 32.69 146 171 PEAK 2 5462.09 55.59 68.30 -12.71 41.20 35.95 11.13 32.69 146 171 PEAK	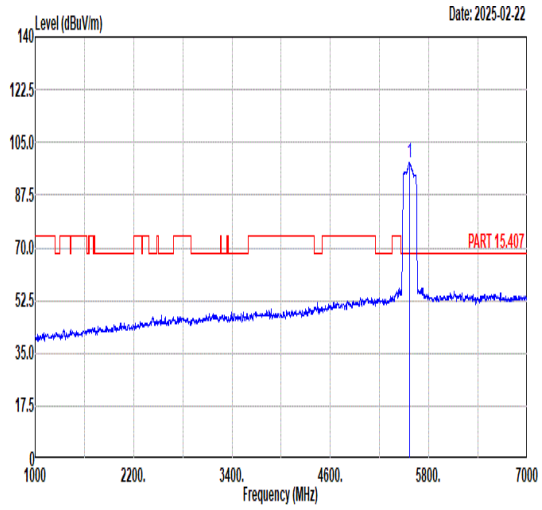 Freq Level Limit Line Margin (dB) Read Level Ant Factor Cable Loss Preamp Factor APos TPos Remark MHz dBuV/m dBuV/m dBuV dB/m dB dB cm deg 1 5570.00 98.23 ------ ------ 83.18 36.23 11.55 32.73 146 171 PEAK
Avg	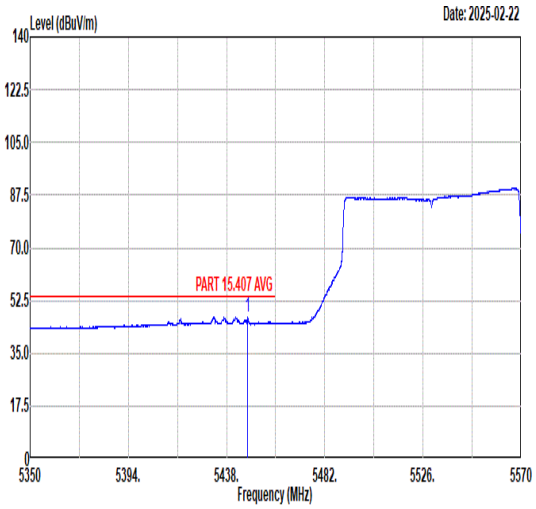 Freq Level Limit Line Margin (dB) Read Level Ant Factor Cable Loss Preamp Factor APos TPos Remark MHz dBuV/m dBuV/m dBuV dB/m dB dB cm deg 1 5447.35 47.20 54.00 -6.80 32.91 35.91 11.07 32.69 146 171 AVERAGE	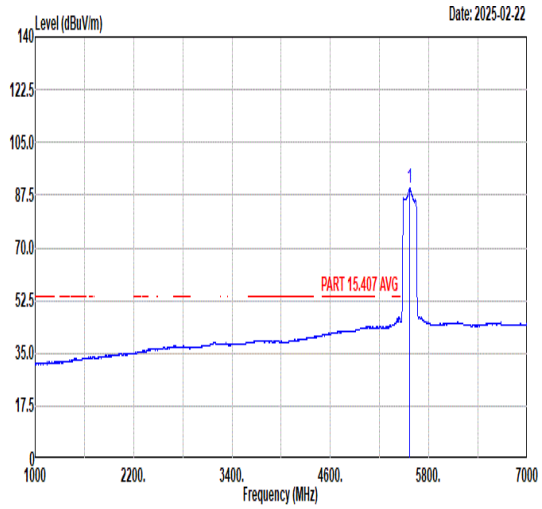 Freq Level Limit Line Margin (dB) Read Level Ant Factor Cable Loss Preamp Factor APos TPos Remark MHz dBuV/m dBuV/m dBuV dB/m dB dB cm deg 1 5570.00 89.71 ------ ------ 74.63 36.24 11.57 32.73 146 171 AVERAGE

Mode	51	
	Band Edge - R	
	U-NII-2C_5.47-5.725_802.11ax HE160_CH114_5570MHz	
ANT	1+2	
Pol.	Vertical	Fundamental
Peak	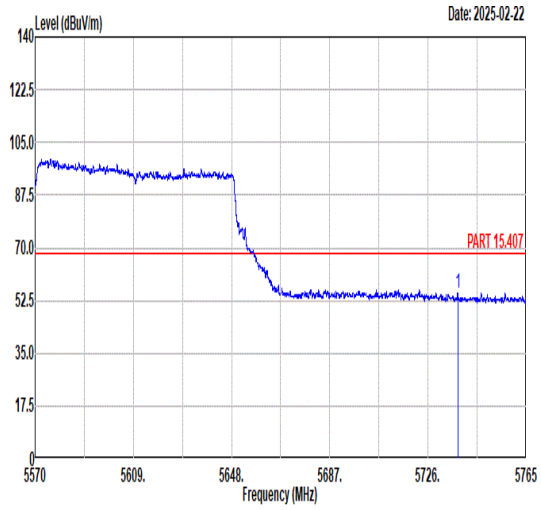 Freq Level Limit Line Margin (dB) Read Level Ant Factor Cable Loss Preamp Factor APos TPos Remark MHz dBuV/m dBuV/m dBuV dB/m dB dB cm deg 1 5737.82 55.02 68.30 -13.28 39.49 36.68 11.65 32.80 146 171 PEAK	Blank

Mode	51	
	Harmonic	
	U-NII-2C_5.47-5.725_802.11ax HE160_CH114_5570MHz	
ANT	1+2	
Pol.	Horizontal	Vertical
Peak Avg	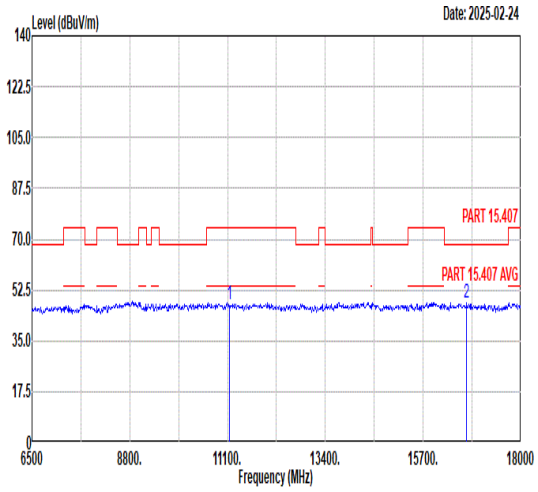 Freq Level Limit Line Margin Read Level Ant Factor Cable Loss Preamp Factor APos TPos Remark MHz dBuV/m dBuV/m dB dBuV dB/m dB dB cm deg 1 11140.00 47.56 74.00 -26.44 45.63 38.04 14.62 50.73 --- --- Peak 2 16710.00 47.83 68.30 -20.47 41.85 41.41 17.42 52.85 --- --- Peak	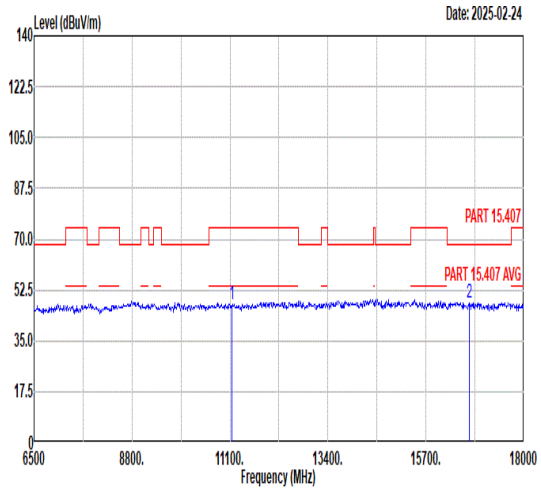 Freq Level Limit Line Margin Read Level Ant Factor Cable Loss Preamp Factor APos TPos Remark MHz dBuV/m dBuV/m dB dBuV dB/m dB dB cm deg 1 11140.00 47.79 74.00 -26.21 45.86 38.04 14.62 50.73 --- --- Peak 2 16710.00 48.06 68.30 -20.24 42.08 41.41 17.42 52.85 --- --- Peak

Mode	52	
	Band Edge	
	U-NII-1_5.25-5.35_802.11ax HE20_CH36_Partial RU 52RU37_5180MHz	
ANT	1+2	
Pol.	Horizontal	Fundamental
Peak	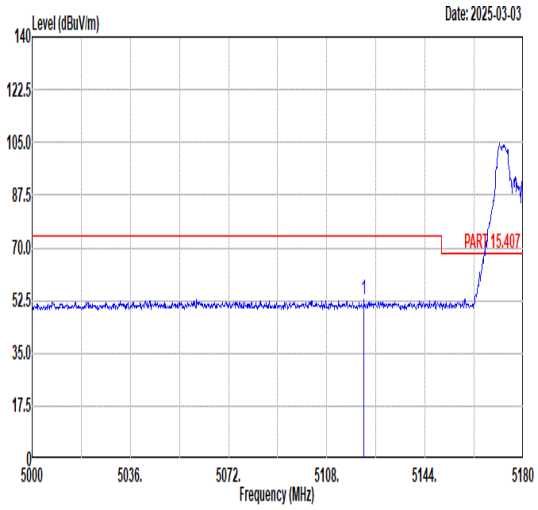 Freq Level Limit Line Margin (dB) Read Level Ant Factor Cable Loss Preamp Factor APos TPos Remark MHz dBuV/m dBuV/m dBuV dB/m dB dB cm deg 1 5121.68 52.89 74.00 -21.11 38.65 35.76 11.10 32.62 168 110 PEAK	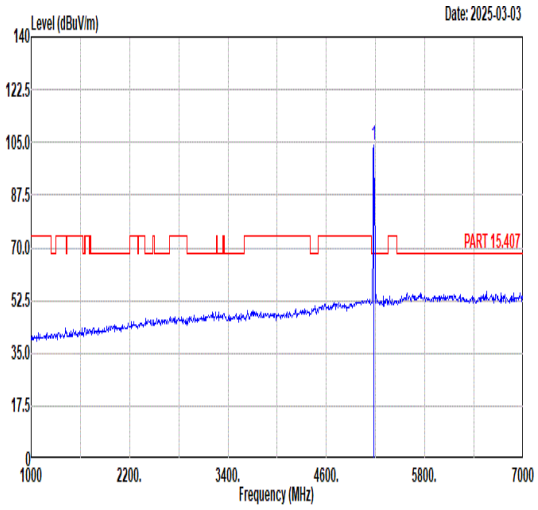 Freq Level Limit Line Margin (dB) Read Level Ant Factor Cable Loss Preamp Factor APos TPos Remark MHz dBuV/m dBuV/m dBuV dB/m dB dB cm deg 1 5180.00 104.19 ------ ------ 90.01 35.75 11.07 32.64 168 110 PEAK
Avg	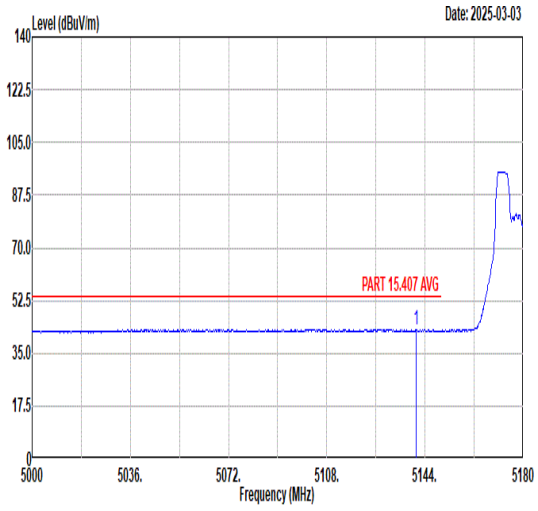 Freq Level Limit Line Margin (dB) Read Level Ant Factor Cable Loss Preamp Factor APos TPos Remark MHz dBuV/m dBuV/m dBuV dB/m dB dB cm deg 1 5140.76 42.88 54.00 -11.12 28.70 35.72 11.09 32.63 168 110 AVERAGE	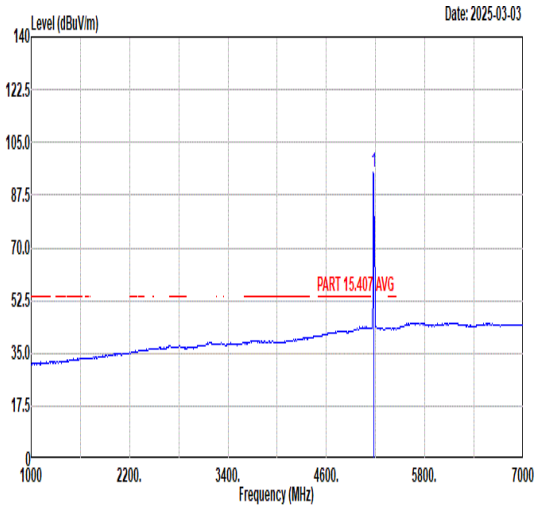 Freq Level Limit Line Margin (dB) Read Level Ant Factor Cable Loss Preamp Factor APos TPos Remark MHz dBuV/m dBuV/m dBuV dB/m dB dB cm deg 1 5180.00 95.23 ------ ------ 81.05 35.74 11.07 32.63 168 110 AVERAGE

Mode	52	
	Band Edge	
	U-NII-1_5.25-5.35_802.11ax HE20_CH36_Partial RU 52RU37_5180MHz	
ANT	1+2	
Pol.	Vertical	Fundamental
Peak	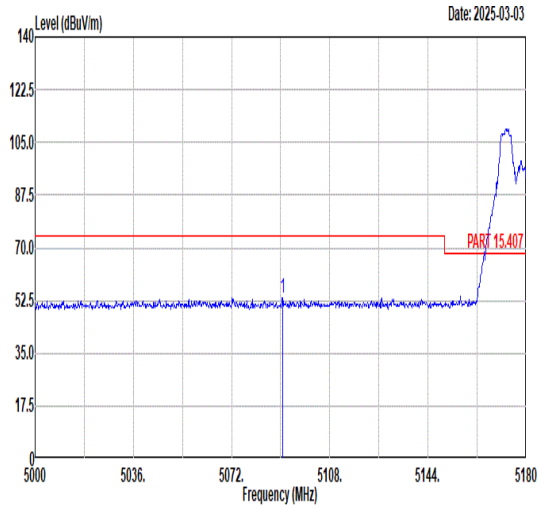 Freq Level Limit Line Margin (dB) Read Level Ant Factor Cable Loss Preamp Factor APos TPos Remark 1 5090.72 53.50 74.00 -20.50 39.20 35.80 11.12 32.62 100 169 PEAK	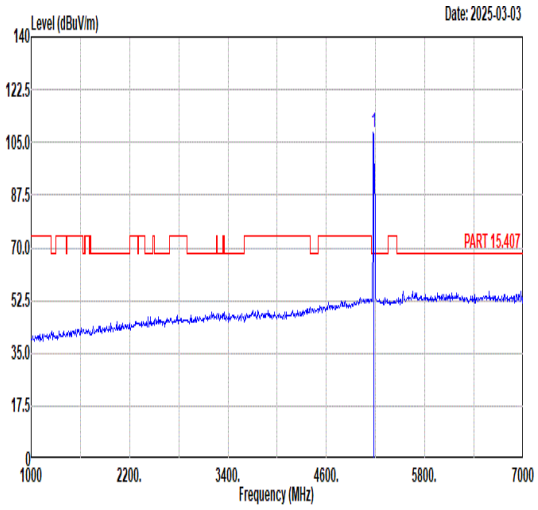 Freq Level Limit Line Margin (dB) Read Level Ant Factor Cable Loss Preamp Factor APos TPos Remark 1 5180.00 108.27 ------ ------ 94.09 35.74 11.07 32.63 100 169 PEAK
Avg	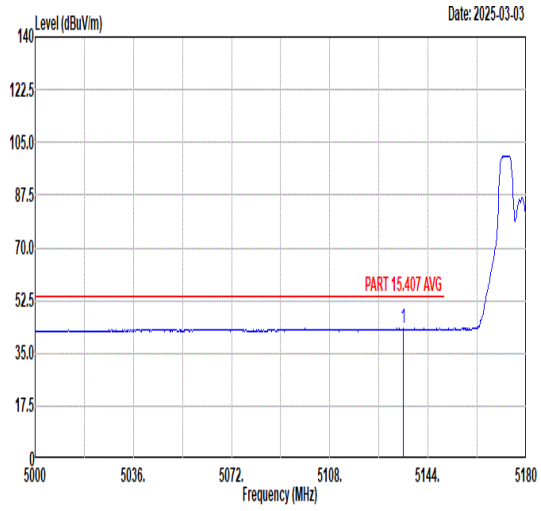 Freq Level Limit Line Margin (dB) Read Level Ant Factor Cable Loss Preamp Factor APos TPos Remark 1 5134.82 43.18 54.00 -10.82 28.99 35.73 11.09 32.63 100 169 AVERAGE	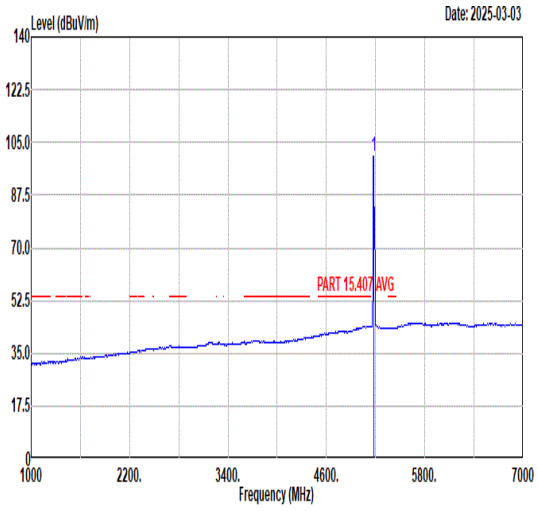 Freq Level Limit Line Margin (dB) Read Level Ant Factor Cable Loss Preamp Factor APos TPos Remark 1 5180.00 100.41 ------ ------ 86.23 35.74 11.07 32.63 100 169 AVERAGE

Mode	53	
	Band Edge	
	U-NII-2A_5.25-5.35_802.11ax HE20_CH64_Partial RU 52RU40_5320MHz	
ANT	1+2	
Pol.	Horizontal	Fundamental
Peak	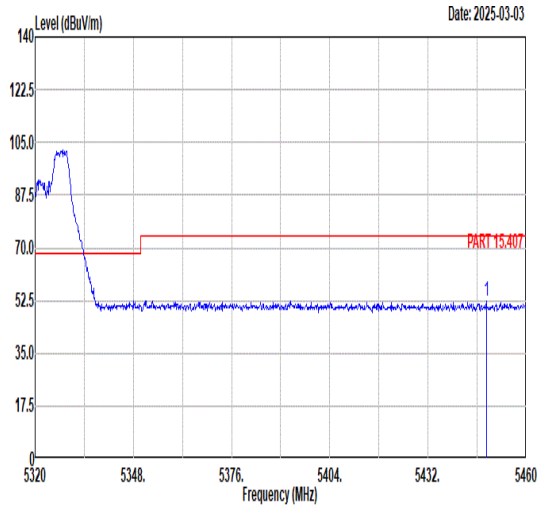 Freq Level Limit Line Margin (dB) Read Level Ant Factor Cable Loss Preamp Factor APos TPos Remark MHz dBuV/m dBuV/m dBuV dB/m dB dB cm deg 1 5448.66 52.55 74.00 -21.45 38.27 35.90 11.07 32.69 161 111 PEAK	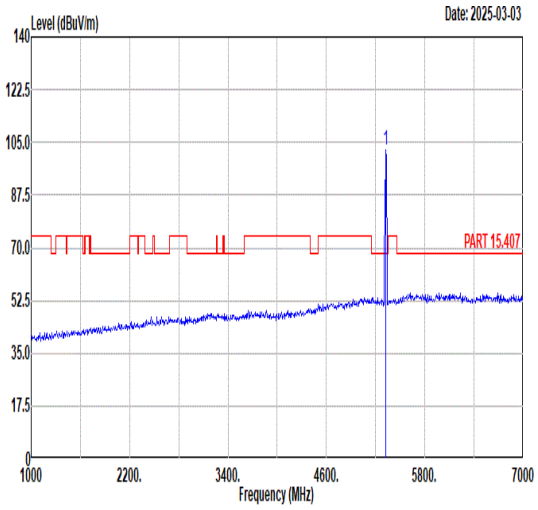 Freq Level Limit Line Margin (dB) Read Level Ant Factor Cable Loss Preamp Factor APos TPos Remark MHz dBuV/m dBuV/m dBuV dB/m dB dB cm deg 1 5320.00 102.38 ------ ------ 88.13 35.96 10.96 32.67 161 111 PEAK
Avg	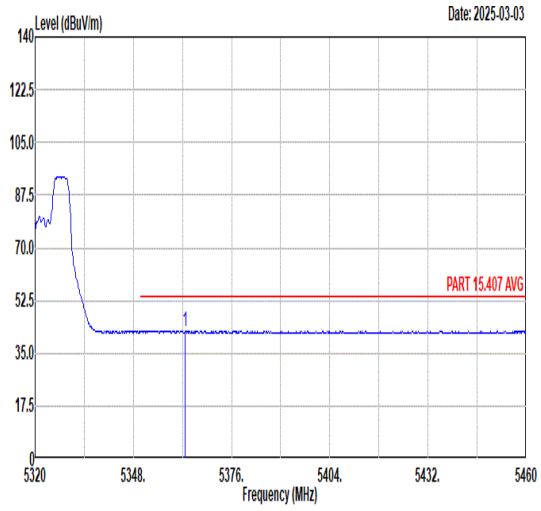 Freq Level Limit Line Margin (dB) Read Level Ant Factor Cable Loss Preamp Factor APos TPos Remark MHz dBuV/m dBuV/m dBuV dB/m dB dB cm deg 1 5362.84 42.37 54.00 -11.63 28.04 36.07 10.93 32.67 161 111 AVERAGE	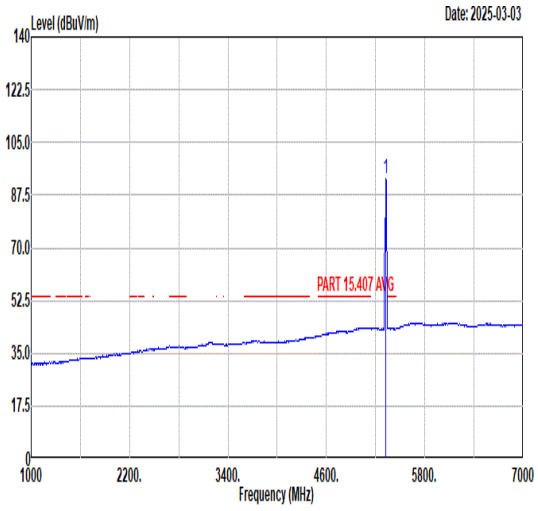 Freq Level Limit Line Margin (dB) Read Level Ant Factor Cable Loss Preamp Factor APos TPos Remark MHz dBuV/m dBuV/m dBuV dB/m dB dB cm deg 1 5320.00 93.17 ------ ------ 78.92 35.96 10.96 32.67 161 111 AVERAGE

Mode	53	
	Band Edge	
	U-NII-2A_5.25-5.35_802.11ax HE20_CH64_Partial RU 52RU40_5320MHz	
ANT	1+2	
Pol.	Vertical	Fundamental
Peak	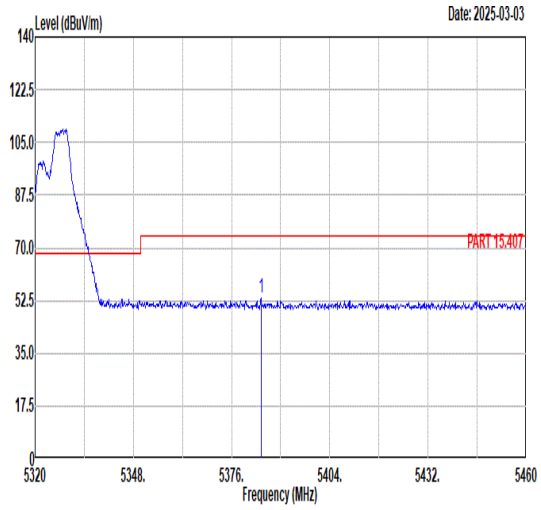 Freq Level Limit Line Margin (dB) Read Level Ant Factor Cable Loss Preamp Factor APos TPos Remark MHz dBuV/m dBuV/m dBuV dB/m dB dB cm deg 1 5384.40 53.36 74.00 -20.64 39.09 36.03 10.92 32.68 108 167 PEAK	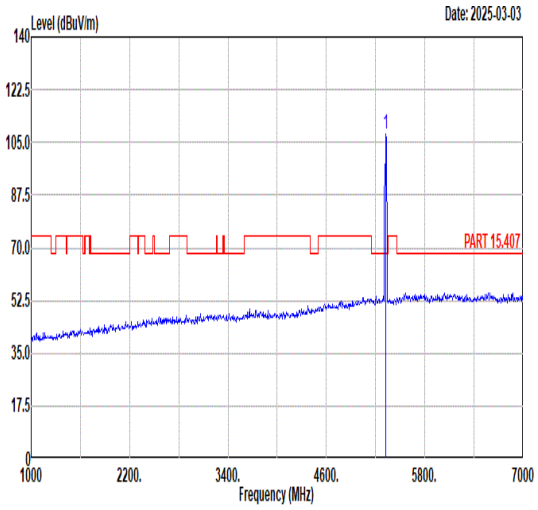 Freq Level Limit Line Margin (dB) Read Level Ant Factor Cable Loss Preamp Factor APos TPos Remark MHz dBuV/m dBuV/m dBuV dB/m dB dB cm deg 1 5320.00 107.58 ------ ------ 93.33 35.96 10.96 32.67 108 167 PEAK
Avg	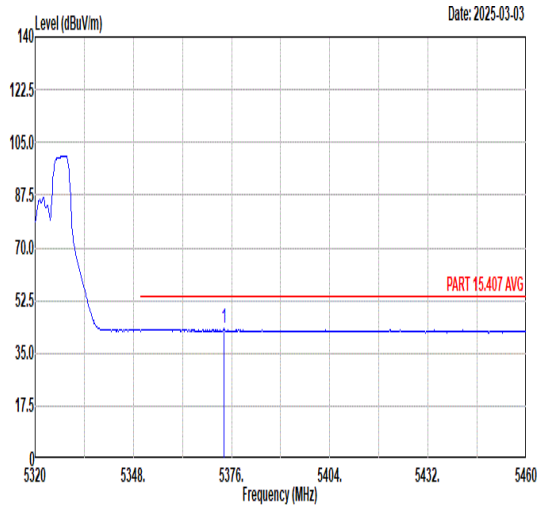 Freq Level Limit Line Margin (dB) Read Level Ant Factor Cable Loss Preamp Factor APos TPos Remark MHz dBuV/m dBuV/m dBuV dB/m dB dB cm deg 1 5373.76 43.17 54.00 -10.83 28.86 36.05 10.93 32.67 108 167 AVERAGE	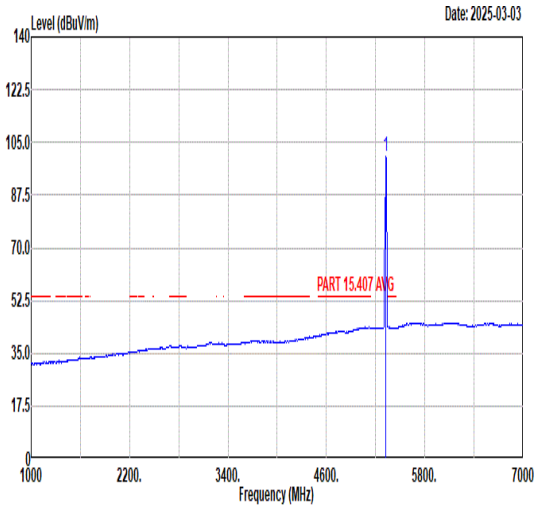 Freq Level Limit Line Margin (dB) Read Level Ant Factor Cable Loss Preamp Factor APos TPos Remark MHz dBuV/m dBuV/m dBuV dB/m dB dB cm deg 1 5320.00 100.23 ------ ------ 85.98 35.96 10.96 32.67 108 167 AVERAGE

Mode	54	
	Band Edge	
	U-NII-2C_5.47-5.725_802.11ax HE20_CH100_Partial RU 106RU53_5500MHz	
ANT	1+2	
Pol.	Horizontal	Fundamental
Peak	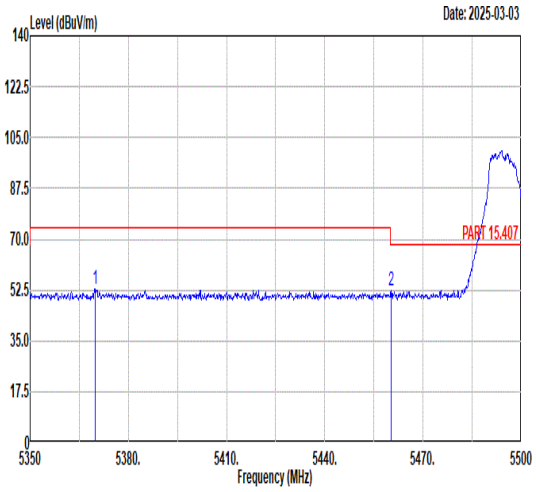 Freq Level Limit Line Margin (dB) Read Level Ant Factor Cable Loss Preamp Factor APos TPos Remark MHz dBuV/m dBuV/m dBuV dB/m dB dB cm deg 1 5369.80 52.85 74.00 -21.15 38.53 36.06 10.93 32.67 160 245 PEAK 2 5460.25 52.04 68.30 -16.26 37.67 35.94 11.12 32.69 160 245 PEAK	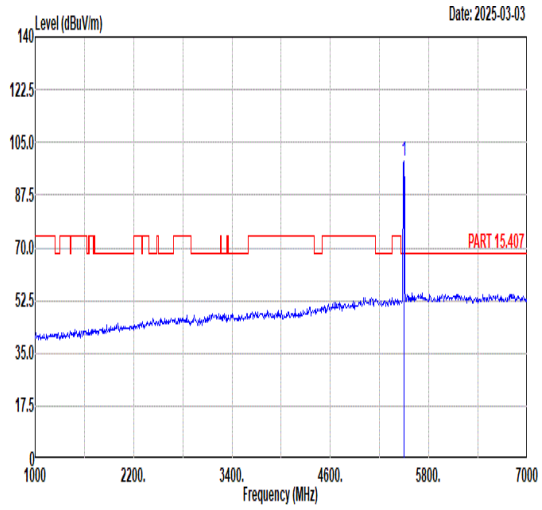 Freq Level Limit Line Margin (dB) Read Level Ant Factor Cable Loss Preamp Factor APos TPos Remark MHz dBuV/m dBuV/m dBuV dB/m dB dB cm deg 1 5500.00 98.73 ------ ------ 84.09 36.08 11.26 32.70 160 245 PEAK
Avg	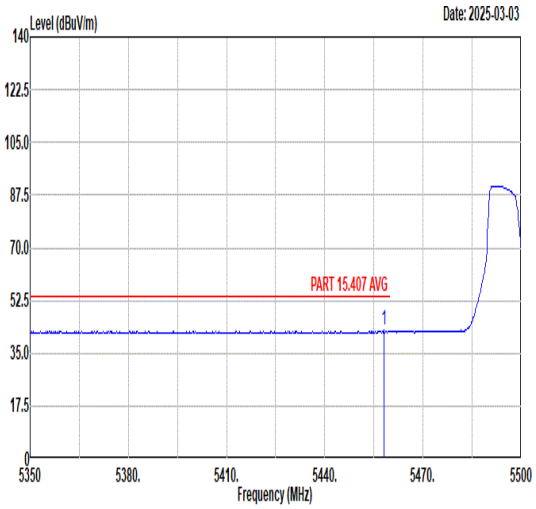 Freq Level Limit Line Margin (dB) Read Level Ant Factor Cable Loss Preamp Factor APos TPos Remark MHz dBuV/m dBuV/m dBuV dB/m dB dB cm deg 1 5458.00 42.61 54.00 -11.39 28.26 35.93 11.11 32.69 160 245 AVERAGE	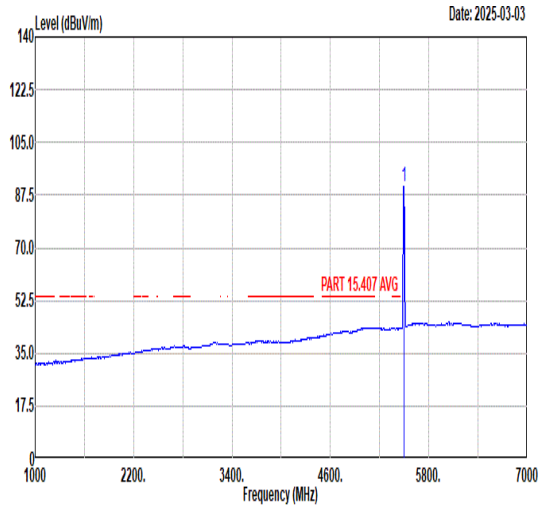 Freq Level Limit Line Margin (dB) Read Level Ant Factor Cable Loss Preamp Factor APos TPos Remark MHz dBuV/m dBuV/m dBuV dB/m dB dB cm deg 1 5500.00 90.52 ------ ------ 75.88 36.08 11.26 32.70 160 245 AVERAGE

Mode	54	
	Band Edge	
	U-NII-2C_5.47-5.725_802.11ax HE20_CH100_Partial RU 106RU53_5500MHz	
ANT	1+2	
Pol.	Vertical	Fundamental
Peak	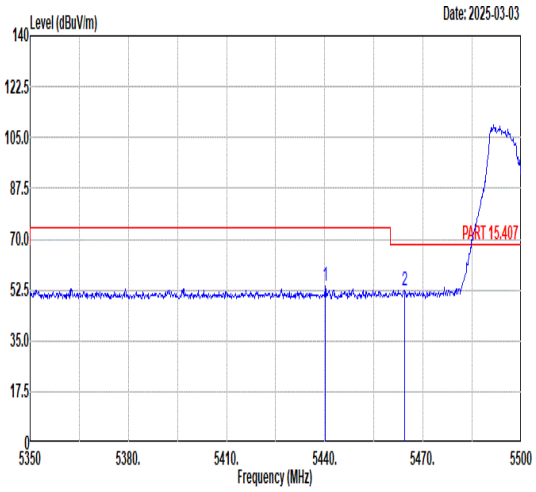 Freq Level Limit Line Margin (dB) Read Level Ant Factor Cable Loss Preamp Factor APos TPos Remark MHz dBuV/m dBuV/m dBuV dB/m dB dB cm deg 1 5440.15 53.63 74.00 -20.37 39.36 35.92 11.04 32.69 100 172 PEAK 2 5464.30 52.43 68.30 -15.87 38.02 35.96 11.14 32.69 100 172 PEAK	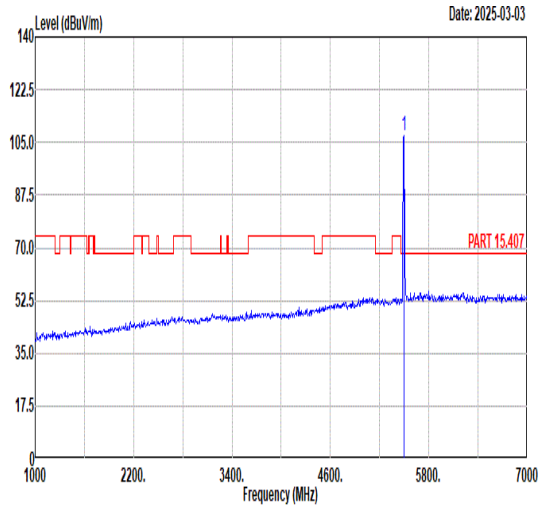 Freq Level Limit Line Margin (dB) Read Level Ant Factor Cable Loss Preamp Factor APos TPos Remark MHz dBuV/m dBuV/m dBuV dB/m dB dB cm deg 1 5500.00 107.35 ------ ------ 92.71 36.08 11.26 32.70 100 172 PEAK
Avg	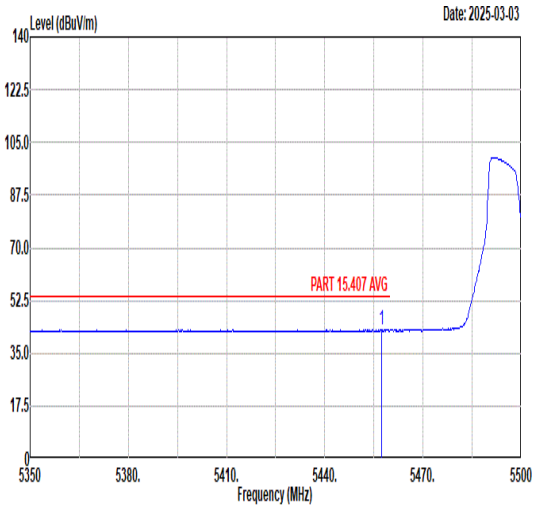 Freq Level Limit Line Margin (dB) Read Level Ant Factor Cable Loss Preamp Factor APos TPos Remark MHz dBuV/m dBuV/m dBuV dB/m dB dB cm deg 1 5457.40 42.89 54.00 -11.11 28.54 35.93 11.11 32.69 100 172 AVERAGE	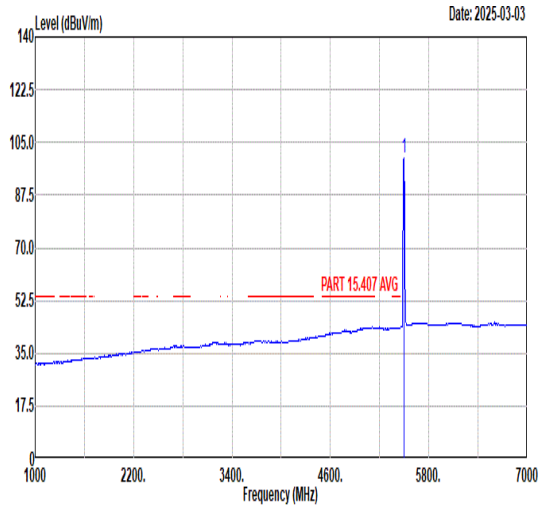 Freq Level Limit Line Margin (dB) Read Level Ant Factor Cable Loss Preamp Factor APos TPos Remark MHz dBuV/m dBuV/m dBuV dB/m dB dB cm deg 1 5500.00 99.96 ------ ------ 85.32 36.08 11.26 32.70 100 172 AVERAGE

Mode	55	
	Band Edge	
	U-NII-2C_5.47-5.725_802.11ax HE20_CH140_Partial RU 52RU40_5700MHz	
ANT	1+2	
Pol.	Horizontal	Fundamental
Peak	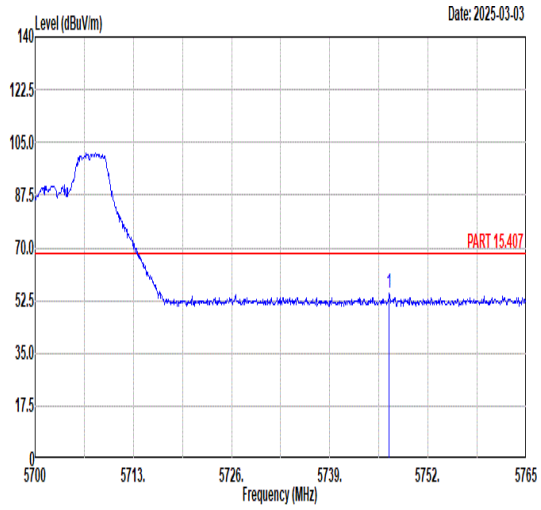 Freq Level Limit Line Margin (dB) Read Level Ant Factor Cable Loss Preamp Factor APos TPos Remark MHz dBuV/m dBuV/m dBuV dB/m dB dB cm deg 1 5746.87 54.72 68.30 -13.58 39.19 36.69 11.64 32.80 146 109 PEAK	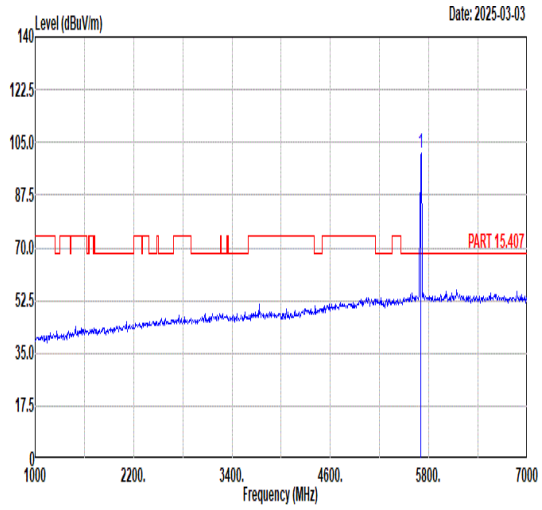 Freq Level Limit Line Margin (dB) Read Level Ant Factor Cable Loss Preamp Factor APos TPos Remark MHz dBuV/m dBuV/m dBuV dB/m dB dB cm deg 1 5700.00 101.63 ------ ------ 86.13 36.62 11.66 32.78 146 109 PEAK
Avg	Blank	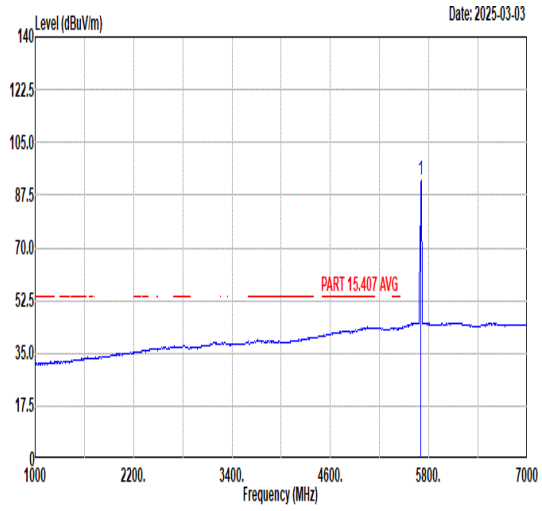 Freq Level Limit Line Margin (dB) Read Level Ant Factor Cable Loss Preamp Factor APos TPos Remark MHz dBuV/m dBuV/m dBuV dB/m dB dB cm deg 1 5700.00 92.21 ------ ------ 76.71 36.62 11.66 32.78 146 109 AVERAGE

Mode	55	
	Band Edge	
	U-NII-2C_5.47-5.725_802.11ax HE20_CH140_Partial RU 52RU40_5700MHz	
ANT	1+2	
Pol.	Vertical	Fundamental
Peak	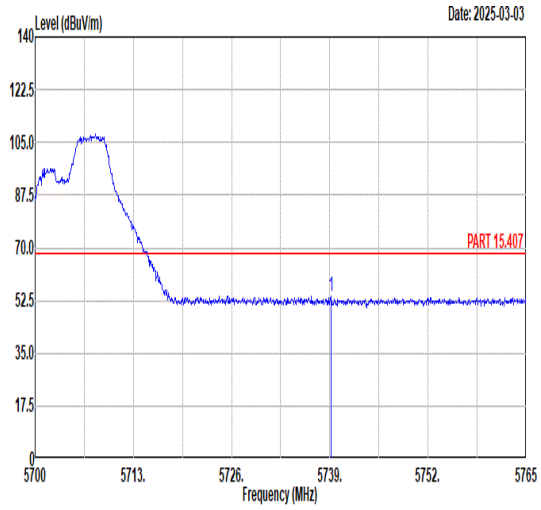 Freq Level Limit Line Margin (dB) Read Level Ant Factor Cable Loss Preamp Factor APos TPos Remark MHz dBuV/m dBuV/m dBuV dB/m dB dB cm deg 1 5739.13 53.84 68.30 -14.46 38.31 36.68 11.65 32.80 107 152 PEAK	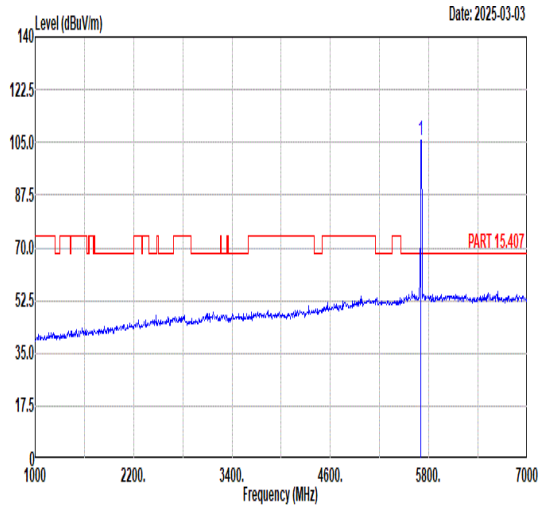 Freq Level Limit Line Margin (dB) Read Level Ant Factor Cable Loss Preamp Factor APos TPos Remark MHz dBuV/m dBuV/m dBuV dB/m dB dB cm deg 1 5700.00 105.88 ------ ------ 90.38 36.62 11.66 32.78 107 152 PEAK
Avg	Blank	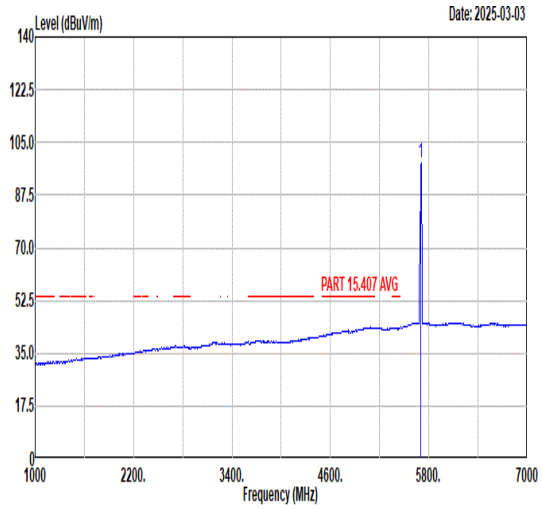 Freq Level Limit Line Margin (dB) Read Level Ant Factor Cable Loss Preamp Factor APos TPos Remark MHz dBuV/m dBuV/m dBuV dB/m dB dB cm deg 1 5700.00 98.20 ------ ------ 82.70 36.62 11.66 32.78 107 152 AVERAGE

Mode	56	
	Band Edge	
	U-NII-1_5.25-5.35_802.11be EHT20_CH36_5180MHz	
ANT	1+2	
Pol.	Horizontal	Fundamental
Peak	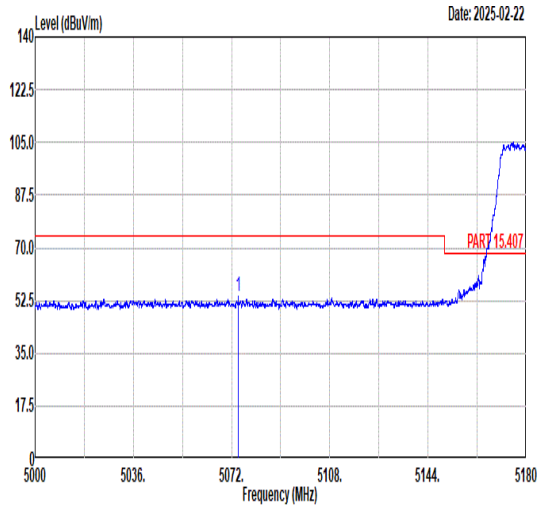 Freq Level Limit Line Margin (dB) Read Level Ant Factor Cable Loss Preamp Factor APos TPos Remark MHz dBuV/m dBuV/m dBuV dB/m dB dB cm deg 1 5074.43 53.76 74.00 -20.24 39.44 35.80 11.13 32.61 159 109 PEAK	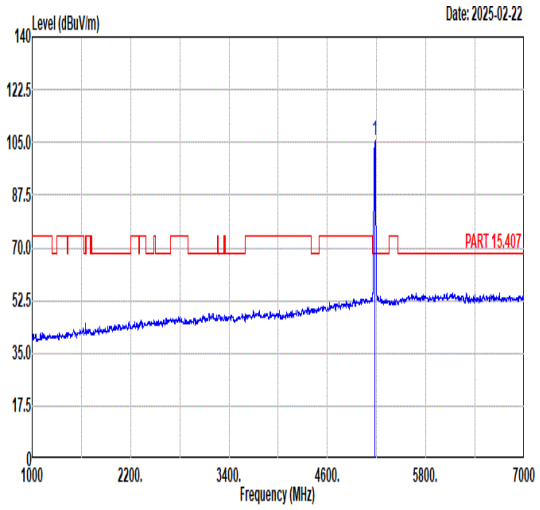 Freq Level Limit Line Margin (dB) Read Level Ant Factor Cable Loss Preamp Factor APos TPos Remark MHz dBuV/m dBuV/m dBuV dB/m dB dB cm deg 1 5180.00 105.49 ------ ------ 91.29 35.77 11.07 32.64 159 109 PEAK
Avg	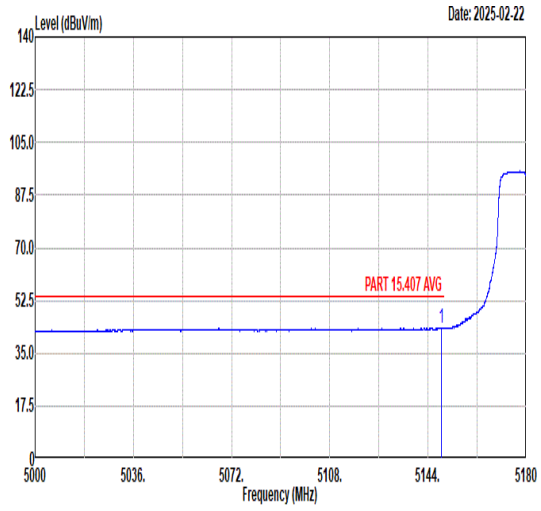 Freq Level Limit Line Margin (dB) Read Level Ant Factor Cable Loss Preamp Factor APos TPos Remark MHz dBuV/m dBuV/m dBuV dB/m dB dB cm deg 1 5148.97 43.41 54.00 -10.59 29.25 35.70 11.09 32.63 159 109 AVERAGE	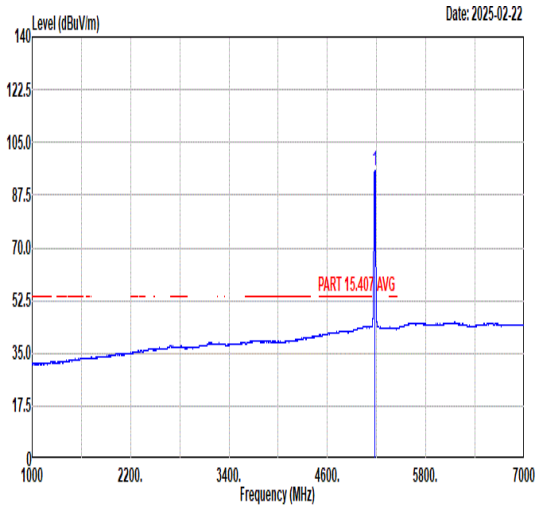 Freq Level Limit Line Margin (dB) Read Level Ant Factor Cable Loss Preamp Factor APos TPos Remark MHz dBuV/m dBuV/m dBuV dB/m dB dB cm deg 1 5180.00 95.62 ------ ------ 81.42 35.77 11.07 32.64 159 109 AVERAGE

Mode	56	
	Band Edge	
	U-NII-1_5.25-5.35_802.11be EHT20_CH36_5180MHz	
ANT	1+2	
Pol.	Vertical	Fundamental
Peak	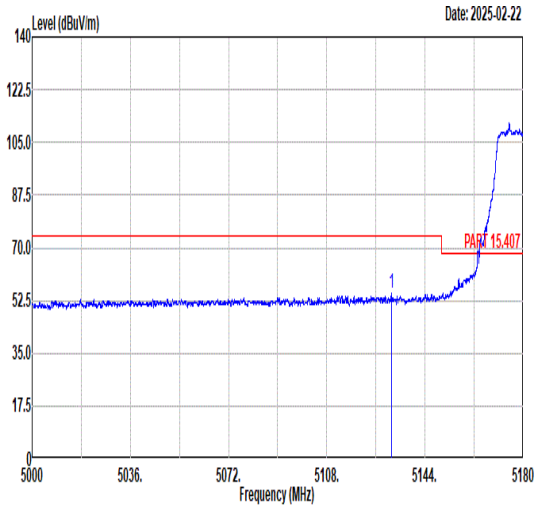 Freq Level Limit Line Margin (dB) Read Level Ant Factor Cable Loss Preamp Factor APos TPos Remark 1 5131.67 54.69 74.00 -19.31 40.48 35.74 11.10 32.63 181 175 PEAK	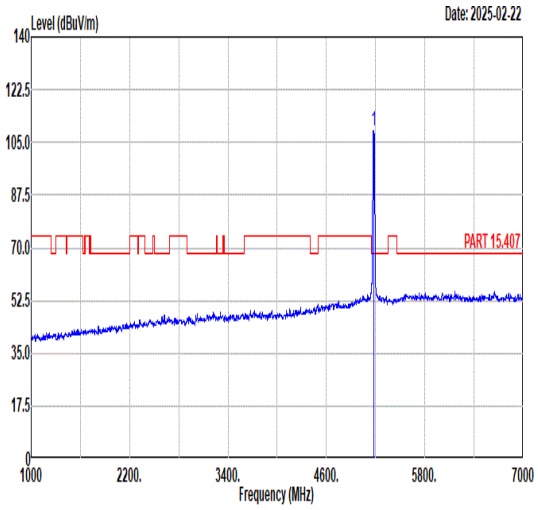 Freq Level Limit Line Margin (dB) Read Level Ant Factor Cable Loss Preamp Factor APos TPos Remark 1 5180.00 108.89 ------ ------ 94.70 35.75 11.07 32.63 181 175 PEAK
Avg	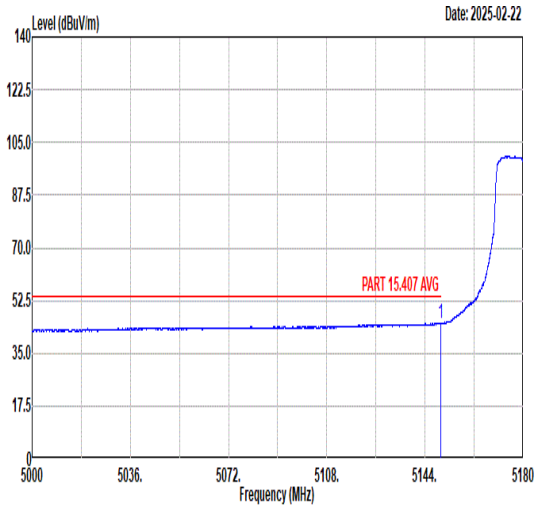 Freq Level Limit Line Margin (dB) Read Level Ant Factor Cable Loss Preamp Factor APos TPos Remark 1 5149.85 45.00 54.00 -9.00 30.84 35.70 11.09 32.63 181 175 AVERAGE	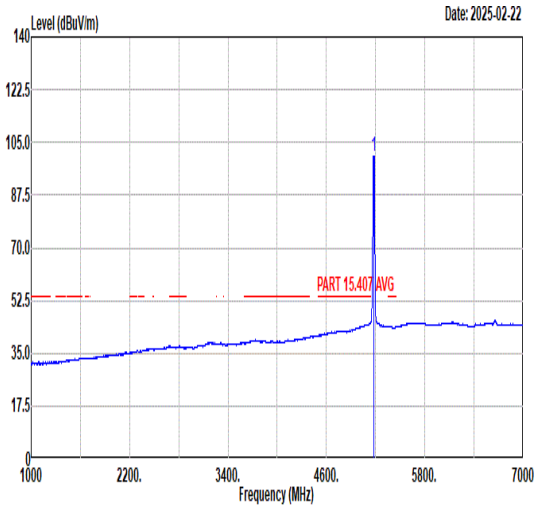 Freq Level Limit Line Margin (dB) Read Level Ant Factor Cable Loss Preamp Factor APos TPos Remark 1 5180.00 100.31 ------ ------ 86.12 35.76 11.07 32.64 181 175 AVERAGE

Mode	56	
	Harmonic	
	U-NII-1_5.25-5.35_802.11be EHT20_CH36_5180MHz	
ANT	1+2	
Pol.	Horizontal	Vertical
Peak Avg	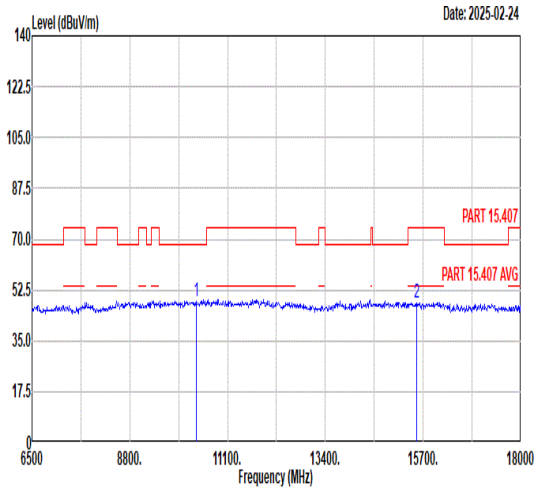 Freq Level Limit Line Margin Read Level Ant Factor Cable Loss Preamp Factor APos TPos Remark MHz dBuV/m dBuV/m dB dBuV dB/m dB dB cm deg 1 10360.00 48.45 68.30 -19.85 47.63 38.10 14.15 51.43 --- --- Peak 2 15540.00 47.84 74.00 -26.16 42.58 40.60 16.85 52.19 --- --- Peak	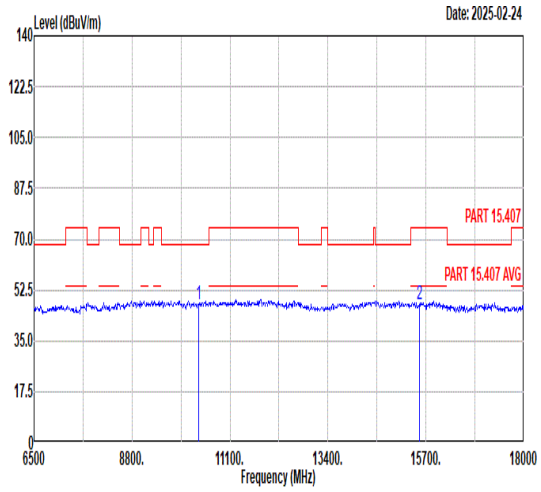 Freq Level Limit Line Margin Read Level Ant Factor Cable Loss Preamp Factor APos TPos Remark MHz dBuV/m dBuV/m dB dBuV dB/m dB dB cm deg 1 10360.00 47.71 68.30 -20.59 46.89 38.10 14.15 51.43 --- --- Peak 2 15540.00 47.36 74.00 -26.64 42.10 40.60 16.85 52.19 --- --- Peak

Mode	57	
	Harmonic	
	U-NII-1_5.25-5.35_802.11be EHT20_CH44_5220MHz	
ANT	1+2	
Pol.	Horizontal	Vertical
Peak Avg	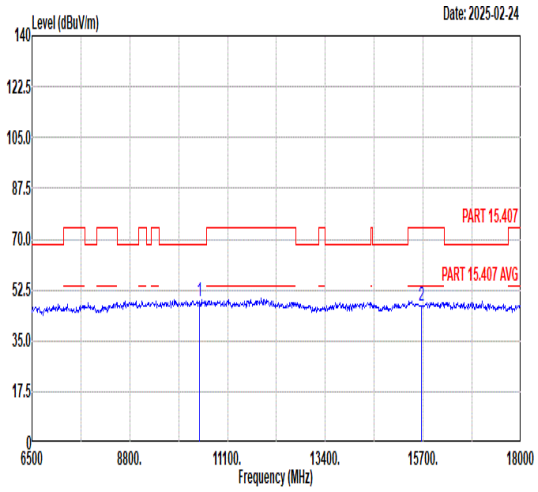 Freq Level Limit Line Margin Read Level Ant Factor Cable Loss Preamp Factor APos TPos Remark MHz dBuV/m dBuV/m dB dBuV dB/m dB dB cm deg 1 10440.00 48.43 68.30 -19.87 47.50 38.14 14.20 51.41 --- --- Peak 2 15660.00 47.08 74.00 -26.92 41.99 40.60 16.94 52.45 --- --- Peak	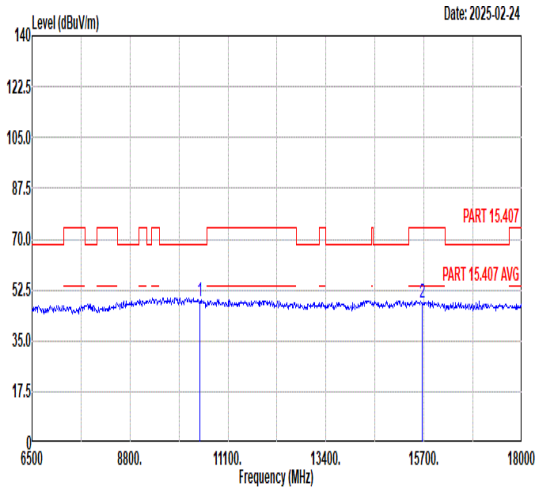 Freq Level Limit Line Margin Read Level Ant Factor Cable Loss Preamp Factor APos TPos Remark MHz dBuV/m dBuV/m dB dBuV dB/m dB dB cm deg 1 10440.00 48.42 68.30 -19.88 47.49 38.14 14.20 51.41 --- --- Peak 2 15660.00 47.95 74.00 -26.05 42.86 40.60 16.94 52.45 --- --- Peak

Mode	58	
	Harmonic	
	U-NII-1_5.25-5.35_802.11be EHT20_CH48_5240MHz	
ANT	1+2	
Pol.	Horizontal	Vertical
Peak Avg	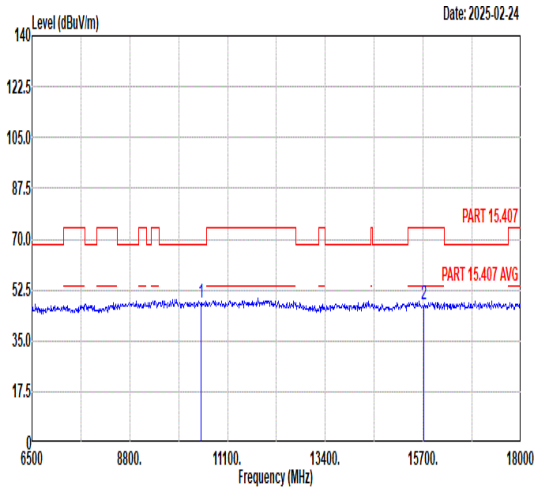 Freq Level Limit Line Margin Read Level Ant Factor Cable Loss Preamp Factor APos TPos Remark MHz dBuV/m dBuV/m dB dBuV dB/m dB dB cm deg 1 10480.00 47.98 68.30 -20.32 46.97 38.18 14.23 51.40 --- --- Peak 2 15720.00 47.36 74.00 -26.64 42.33 40.62 16.99 52.58 --- --- Peak	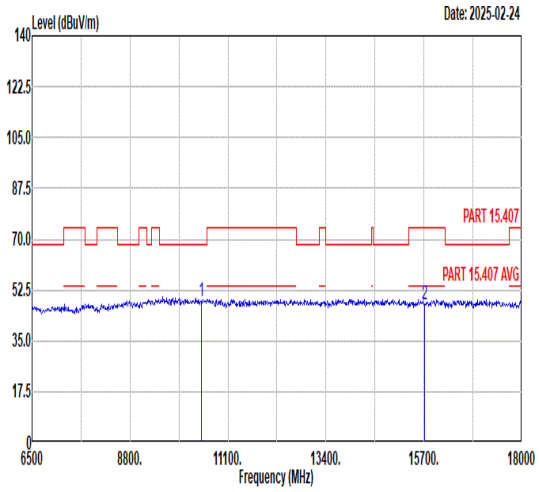 Freq Level Limit Line Margin Read Level Ant Factor Cable Loss Preamp Factor APos TPos Remark MHz dBuV/m dBuV/m dB dBuV dB/m dB dB cm deg 1 10480.00 48.50 68.30 -19.80 47.49 38.18 14.23 51.40 --- --- Peak 2 15720.00 47.46 74.00 -26.54 42.43 40.62 16.99 52.58 --- --- Peak

Mode	59	
	Harmonic	
	U-NII-2A_5.25-5.35_802.11be EHT20_CH52_5260MHz	
ANT	1+2	
Pol.	Horizontal	Vertical
Peak Avg	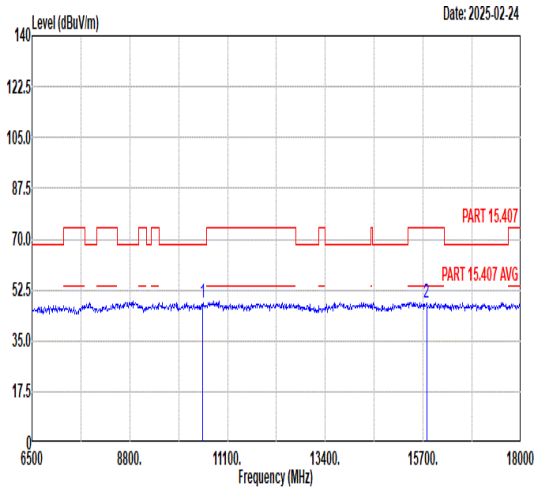 Freq Level Limit Line Margin Read Level Ant Factor Cable Loss Preamp Factor APos TPos Remark MHz dBuV/m dBuV/m dB dBuV dB/m dB dB cm deg 1 10520.00 48.15 68.30 -20.15 47.08 38.20 14.25 51.38 --- --- Peak 2 15780.00 47.88 74.00 -26.12 42.88 40.68 17.04 52.72 --- --- Peak	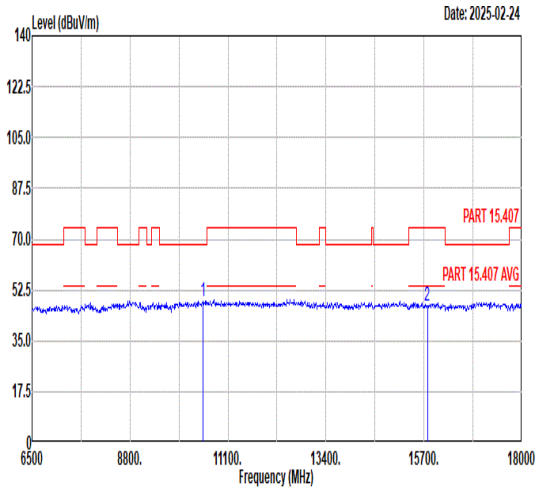 Freq Level Limit Line Margin Read Level Ant Factor Cable Loss Preamp Factor APos TPos Remark MHz dBuV/m dBuV/m dB dBuV dB/m dB dB cm deg 1 10520.00 48.76 68.30 -19.54 47.69 38.20 14.25 51.38 --- --- Peak 2 15780.00 47.02 74.00 -26.98 42.02 40.68 17.04 52.72 --- --- Peak

Mode	60	
	Harmonic	
	U-NII-2A_5.25-5.35_802.11be EHT20_CH60_5300MHz	
ANT	1+2	
Pol.	Horizontal	Vertical
Peak Avg	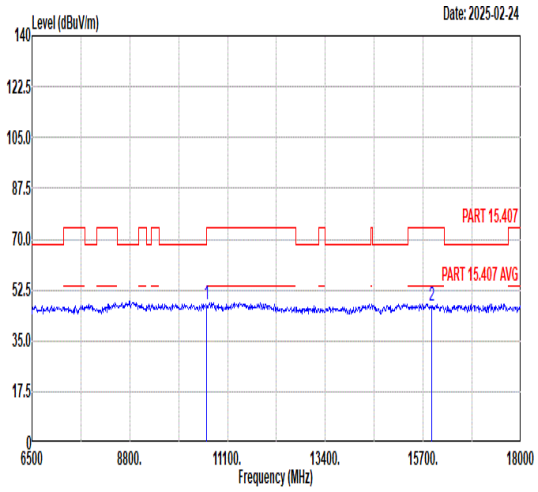 Freq Level Limit Line Margin Read Level Ant Factor Cable Loss Preamp Factor APos TPos Remark MHz dBuV/m dBuV/m dB dBuV dB/m dB dB cm deg 1 10600.00 47.63 74.00 -26.37 46.43 38.20 14.30 51.30 --- --- Peak 2 15900.00 47.10 74.00 -26.90 42.04 40.90 17.14 52.98 --- --- Peak	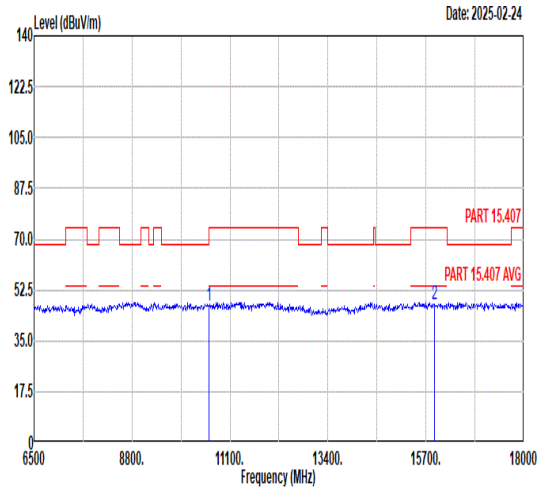 Freq Level Limit Line Margin Read Level Ant Factor Cable Loss Preamp Factor APos TPos Remark MHz dBuV/m dBuV/m dB dBuV dB/m dB dB cm deg 1 10600.00 47.21 74.00 -26.79 46.01 38.20 14.30 51.30 --- --- Peak 2 15900.00 47.60 74.00 -26.40 42.54 40.90 17.14 52.98 --- --- Peak

Mode	61	
	Band Edge	
	U-NII-2A_5.25-5.35_802.11be EHT20_CH64_5320MHz	
ANT	1+2	
Pol.	Horizontal	Fundamental
Peak	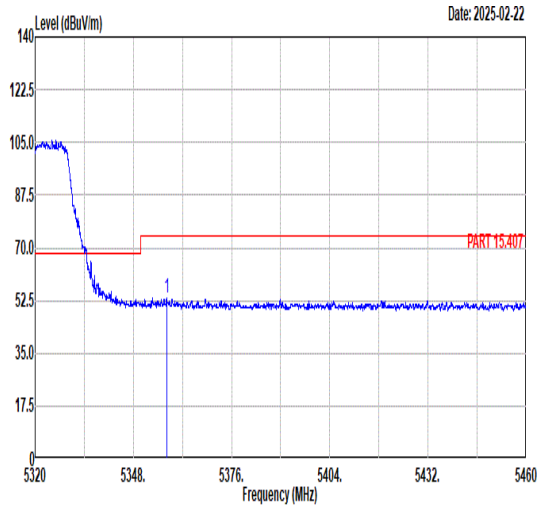 Freq Level Limit Line Margin (dB) Read Level Ant Factor Cable Loss Preamp Factor APos TPos Remark 1 5357.46 53.36 74.00 -20.64 39.00 36.09 10.94 32.67 161 109 PEAK	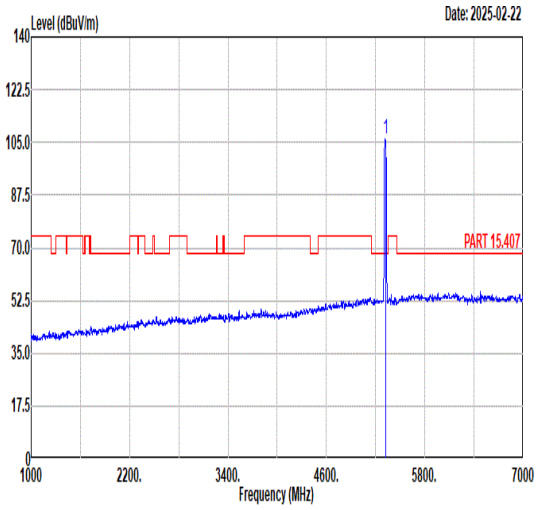 Freq Level Limit Line Margin (dB) Read Level Ant Factor Cable Loss Preamp Factor APos TPos Remark 1 5320.00 106.12 ------ ------ 91.94 35.87 10.97 32.66 161 109 PEAK
Avg	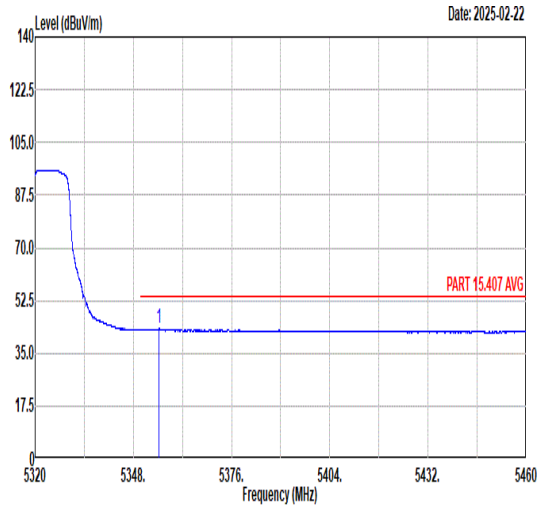 Freq Level Limit Line Margin (dB) Read Level Ant Factor Cable Loss Preamp Factor APos TPos Remark 1 5355.35 43.10 54.00 -10.90 28.74 36.09 10.94 32.67 161 109 AVERAGE	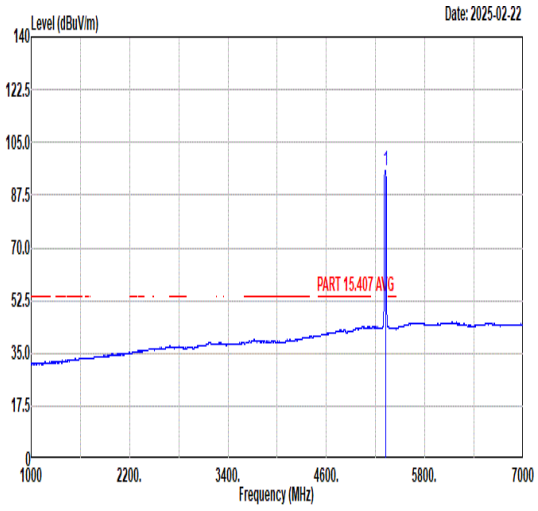 Freq Level Limit Line Margin (dB) Read Level Ant Factor Cable Loss Preamp Factor APos TPos Remark 1 5320.00 95.52 ------ ------ 81.28 35.94 10.96 32.66 161 109 AVERAGE

Mode	61	
	Band Edge	
	U-NII-2A_5.25-5.35_802.11be EHT20_CH64_5320MHz	
ANT	1+2	
Pol.	Vertical	Fundamental
Peak	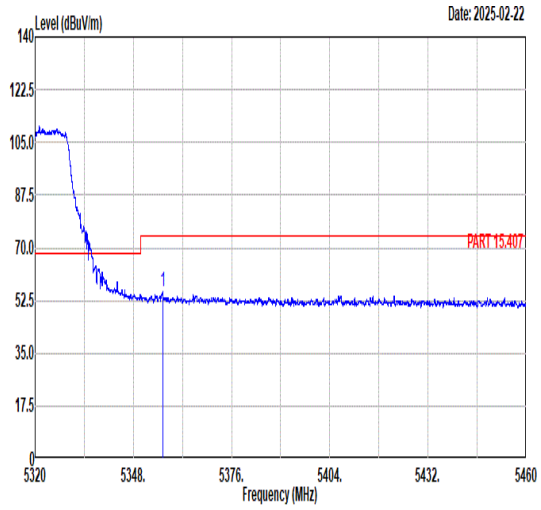 Freq Level Limit Line Margin (dB) Read Level Ant Factor Cable Loss Preamp Factor APos TPos Remark 1 5356.34 55.27 74.00 -18.73 40.91 36.09 10.94 32.67 165 175 PEAK	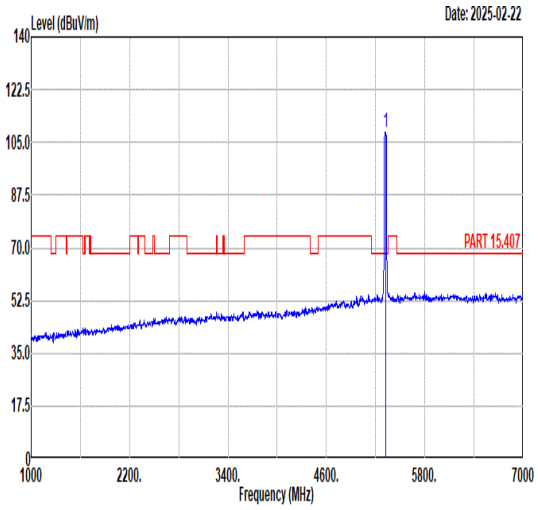 Freq Level Limit Line Margin (dB) Read Level Ant Factor Cable Loss Preamp Factor APos TPos Remark 1 5320.00 108.33 ------ ------ 94.12 35.90 10.97 32.66 165 175 PEAK
Avg	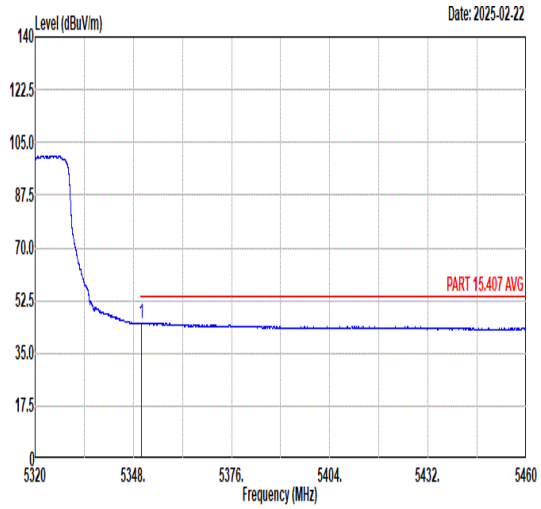 Freq Level Limit Line Margin (dB) Read Level Ant Factor Cable Loss Preamp Factor APos TPos Remark 1 5350.31 44.94 54.00 -9.06 30.57 36.10 10.94 32.67 165 175 AVERAGE	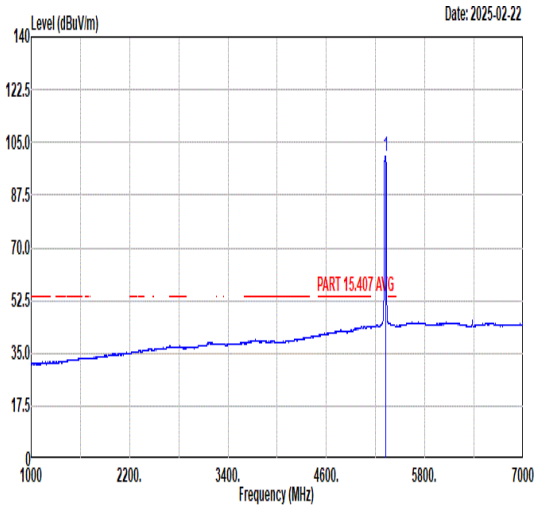 Freq Level Limit Line Margin (dB) Read Level Ant Factor Cable Loss Preamp Factor APos TPos Remark 1 5320.00 100.20 ------ ------ 85.96 35.94 10.96 32.66 165 175 AVERAGE

Mode	61	
	Harmonic	
	U-NII-2A_5.25-5.35_802.11be EHT20_CH64_5320MHz	
ANT	1+2	
Pol.	Horizontal	Vertical
Peak Avg	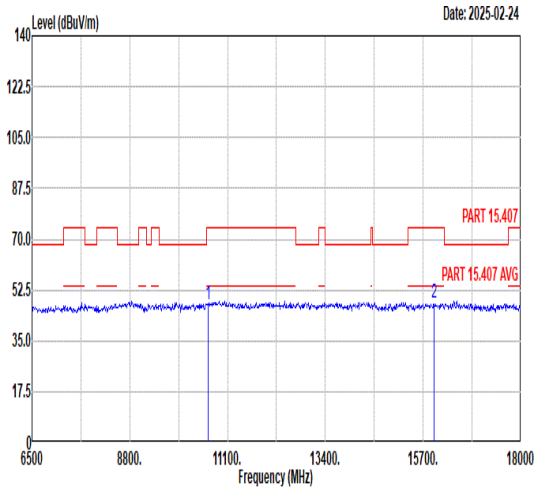 Freq Level Limit Line Margin Read Level Ant Factor Cable Loss Preamp Factor APos TPos Remark MHz dBuV/m dBuV/m dB dBuV dB/m dB dB cm deg 1 10640.00 47.68 74.00 -26.32 46.46 38.16 14.32 51.26 --- --- Peak 2 15960.00 47.92 74.00 -26.08 42.82 41.02 17.19 53.11 --- --- Peak	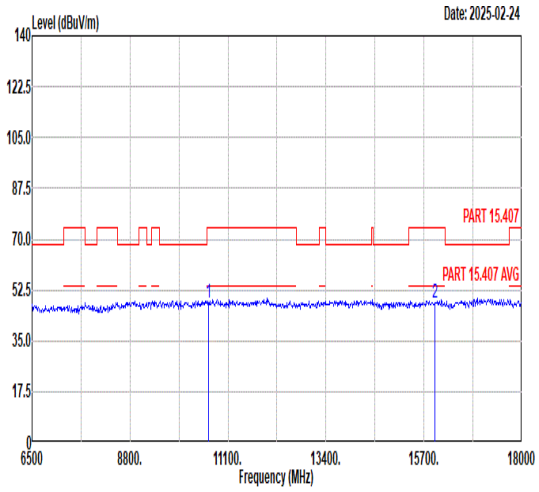 Freq Level Limit Line Margin Read Level Ant Factor Cable Loss Preamp Factor APos TPos Remark MHz dBuV/m dBuV/m dB dBuV dB/m dB dB cm deg 1 10640.00 47.88 74.00 -26.12 46.66 38.16 14.32 51.26 --- --- Peak 2 15960.00 47.98 74.00 -26.02 42.88 41.02 17.19 53.11 --- --- Peak

Mode	62	
	Band Edge	
	U-NII-2C_5.47-5.725_802.11be EHT20_CH100_5500MHz	
ANT	1+2	
Pol.	Horizontal	Fundamental
Peak	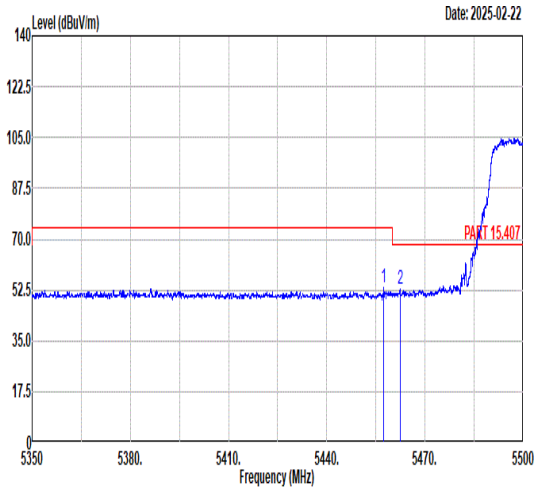 Freq Level Limit Line Margin (dB) Read Level Ant Factor Cable Loss Preamp Factor APos TPos Remark MHz dBuV/m dBuV/m dBuV dB/m dB dB cm deg 1 5457.34 53.44 74.00 -20.56 39.09 35.93 11.11 32.69 400 130 PEAK 2 5462.43 52.61 68.30 -15.69 38.22 35.95 11.13 32.69 400 130 PEAK	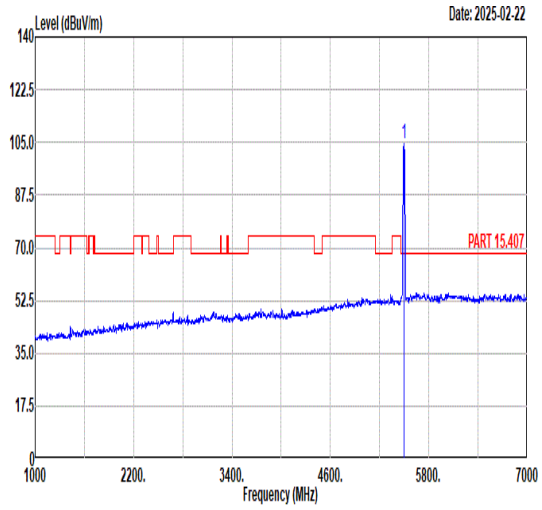 Freq Level Limit Line Margin (dB) Read Level Ant Factor Cable Loss Preamp Factor APos TPos Remark MHz dBuV/m dBuV/m dBuV dB/m dB dB cm deg 1 5500.00 104.36 ------ ------ 89.70 36.09 11.27 32.70 400 130 PEAK
Avg	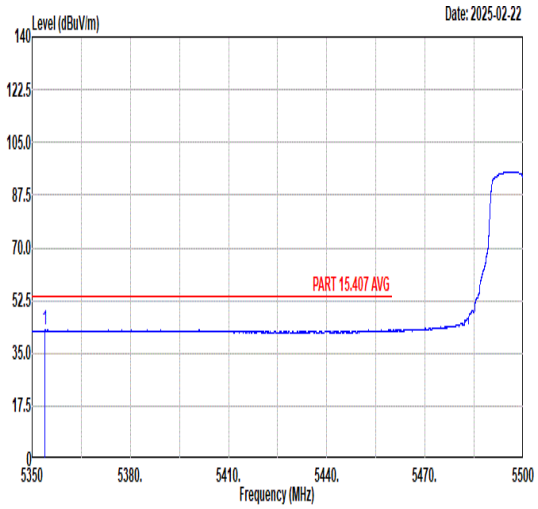 Freq Level Limit Line Margin (dB) Read Level Ant Factor Cable Loss Preamp Factor APos TPos Remark MHz dBuV/m dBuV/m dBuV dB/m dB dB cm deg 1 5353.98 42.73 54.00 -11.27 28.37 36.09 10.94 32.67 400 130 AVERAGE	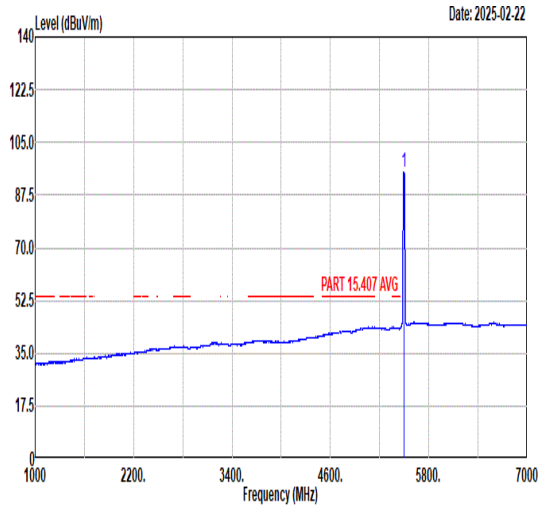 Freq Level Limit Line Margin (dB) Read Level Ant Factor Cable Loss Preamp Factor APos TPos Remark MHz dBuV/m dBuV/m dBuV dB/m dB dB cm deg 1 5500.00 94.96 ------ ------ 80.31 36.08 11.27 32.70 400 130 AVERAGE

Mode	62	
	Band Edge	
	U-NII-2C_5.47-5.725_802.11be EHT20_CH100_5500MHz	
ANT	1+2	
Pol.	Vertical	Fundamental
Peak	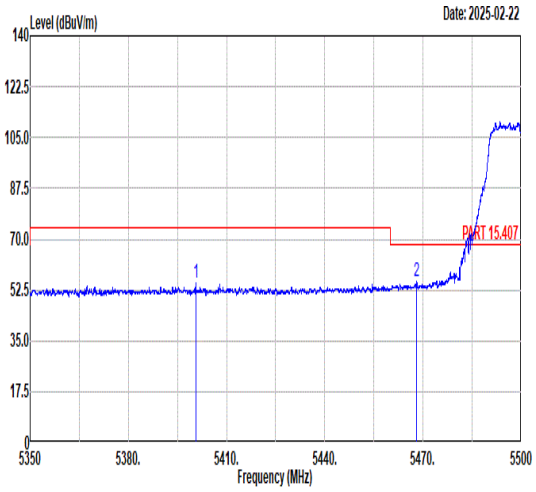 Freq Level Limit Line Margin (dB) Read Level Ant Factor Cable Loss Preamp Factor APos TPos Remark MHz dBuV/m dBuV/m dBuV dB/m dB dB cm deg 1 5400.63 54.85 74.00 -19.15 40.63 36.00 10.90 32.68 166 173 PEAK 2 5468.13 55.35 68.30 -12.95 40.92 35.97 11.15 32.69 166 173 PEAK	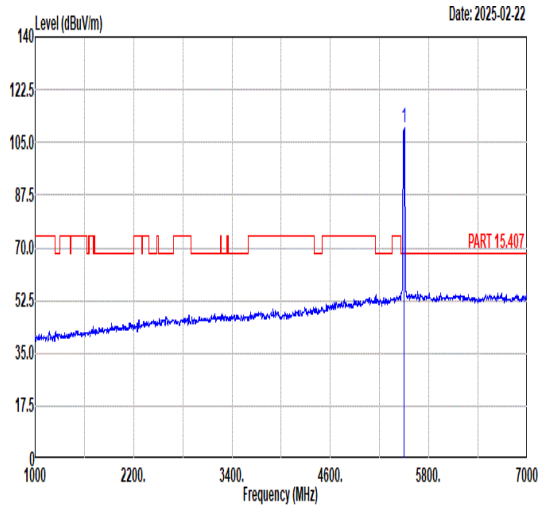 Freq Level Limit Line Margin (dB) Read Level Ant Factor Cable Loss Preamp Factor APos TPos Remark MHz dBuV/m dBuV/m dBuV dB/m dB dB cm deg 1 5500.00 109.63 ------ ------ 94.92 36.11 11.30 32.70 166 173 PEAK
Avg	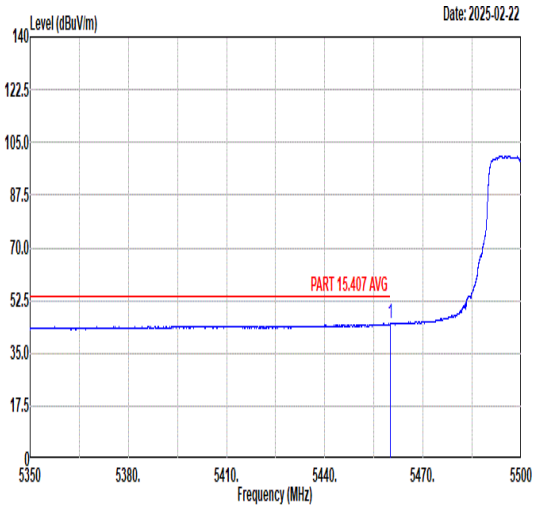 Freq Level Limit Line Margin (dB) Read Level Ant Factor Cable Loss Preamp Factor APos TPos Remark MHz dBuV/m dBuV/m dBuV dB/m dB dB cm deg 1 5460.00 44.69 54.00 -9.31 30.32 35.94 11.12 32.69 166 173 AVERAGE	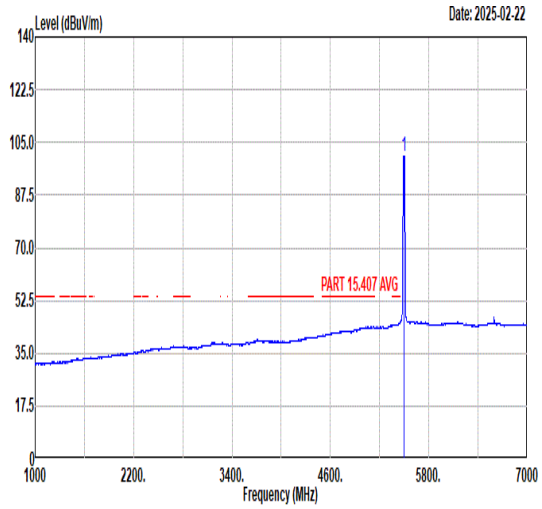 Freq Level Limit Line Margin (dB) Read Level Ant Factor Cable Loss Preamp Factor APos TPos Remark MHz dBuV/m dBuV/m dBuV dB/m dB dB cm deg 1 5500.00 100.17 ------ ------ 85.55 36.07 11.25 32.70 166 173 AVERAGE

Mode	62	
	Harmonic	
	U-NII-2C_5.47-5.725_802.11be EHT20_CH100_5500MHz	
ANT	1+2	
Pol.	Horizontal	Vertical
Peak Avg	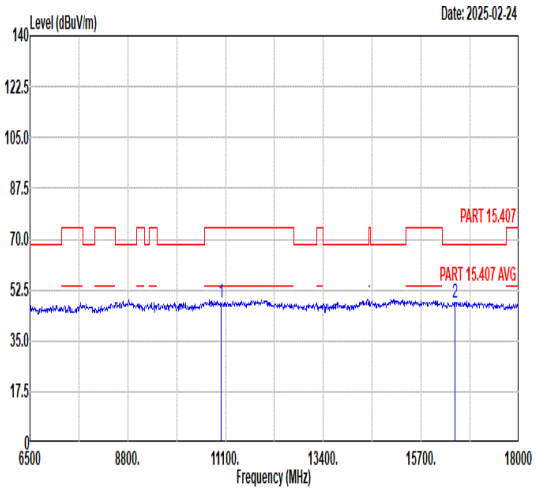 Freq Level Limit Line Margin Read Level Ant Factor Cable Loss Preamp Factor APos TPos Remark MHz dBuV/m dBuV/m dB dBuV dB/m dB dB cm deg 1 11000.00 47.99 74.00 -26.01 46.35 38.00 14.54 50.90 --- --- Peak 2 16500.00 48.08 68.30 -20.22 42.62 41.20 17.36 53.10 --- --- Peak	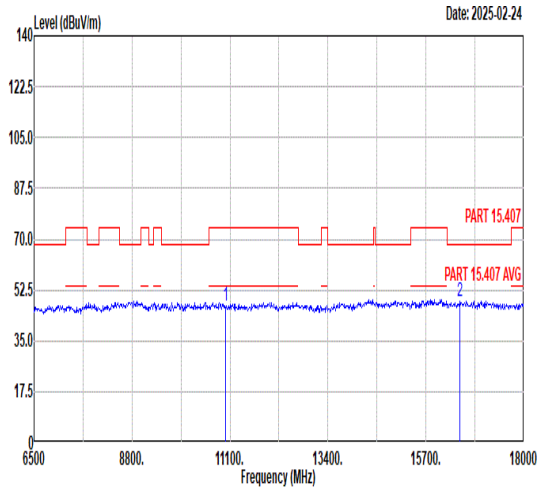 Freq Level Limit Line Margin Read Level Ant Factor Cable Loss Preamp Factor APos TPos Remark MHz dBuV/m dBuV/m dB dBuV dB/m dB dB cm deg 1 11000.00 47.06 74.00 -26.94 45.42 38.00 14.54 50.90 --- --- Peak 2 16500.00 48.59 68.30 -19.71 43.13 41.20 17.36 53.10 --- --- Peak

Mode	63	
	Harmonic	
	U-NII-2C_5.47-5.725_802.11be EHT20_CH116_5580MHz	
ANT	1+2	
Pol.	Horizontal	Vertical
Peak Avg	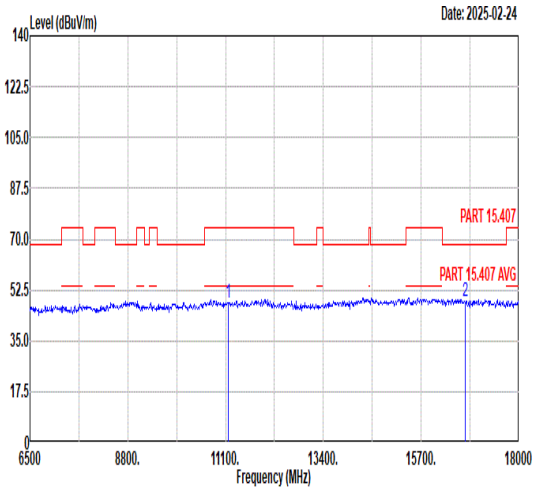 Freq Level Limit Line Margin Read Level Ant Factor Cable Loss Preamp Factor APos TPos Remark MHz dBuV/m dBuV/m dB dBuV dB/m dB dB cm deg 1 11160.00 47.99 74.00 -26.01 46.00 38.06 14.64 50.71 --- --- Peak 2 16740.00 48.69 68.30 -19.61 42.63 41.44 17.43 52.81 --- --- Peak	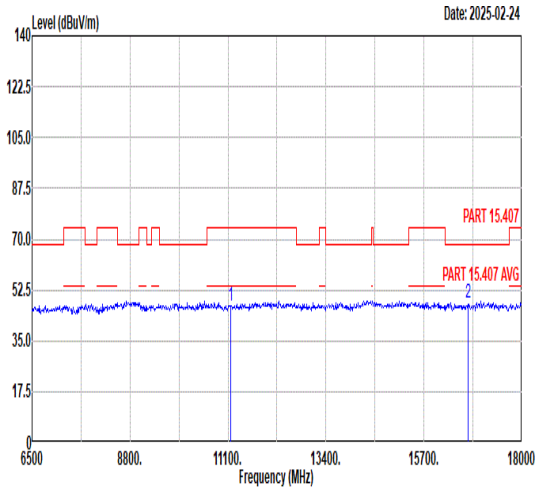 Freq Level Limit Line Margin Read Level Ant Factor Cable Loss Preamp Factor APos TPos Remark MHz dBuV/m dBuV/m dB dBuV dB/m dB dB cm deg 1 11160.00 47.25 74.00 -26.75 45.26 38.06 14.64 50.71 --- --- Peak 2 16740.00 48.12 68.30 -20.18 42.06 41.44 17.43 52.81 --- --- Peak

Mode	64	
	Band Edge	
	U-NII-2C_5.47-5.725_802.11be EHT20_CH140_5700MHz	
ANT	1+2	
Pol.	Horizontal	Fundamental
Peak	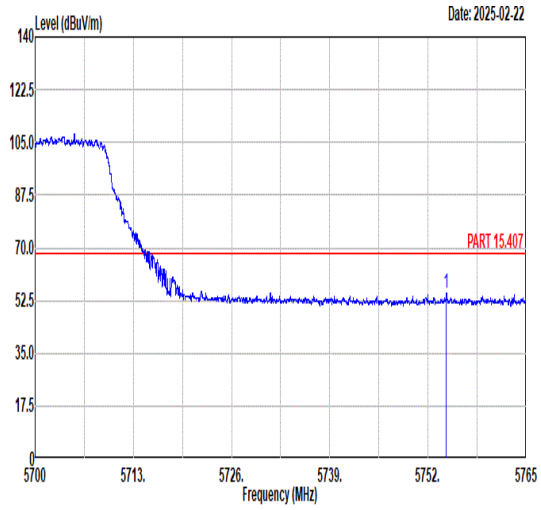 Freq Level Limit Line Margin (dB) Read Level Ant Factor Cable Loss Preamp Factor APos TPos Remark MHz dBuV/m dBuV/m dBuV dB/m dB dB cm deg 1 5754.44 54.86 68.30 -13.44 39.33 36.69 11.64 32.80 388 127 PEAK	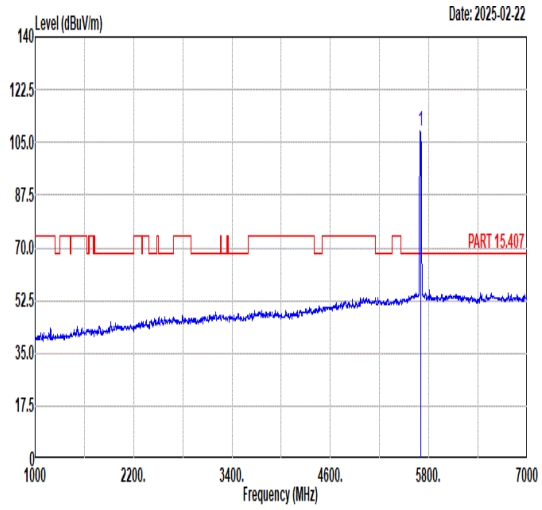 Freq Level Limit Line Margin (dB) Read Level Ant Factor Cable Loss Preamp Factor APos TPos Remark MHz dBuV/m dBuV/m dBuV dB/m dB dB cm deg 1 5700.00 108.71 ------ ------ 93.23 36.59 11.67 32.78 388 127 PEAK
Avg	Blank	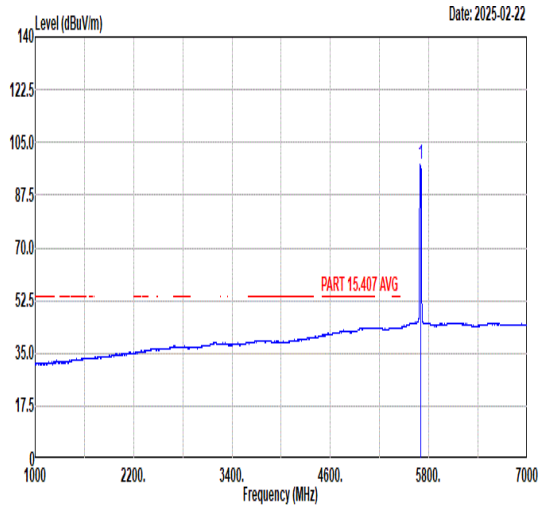 Freq Level Limit Line Margin (dB) Read Level Ant Factor Cable Loss Preamp Factor APos TPos Remark MHz dBuV/m dBuV/m dBuV dB/m dB dB cm deg 1 5700.00 97.51 ------ ------ 82.04 36.58 11.67 32.78 388 127 AVERAGE

Mode	64	
	Band Edge	
	U-NII-2C_5.47-5.725_802.11be EHT20_CH140_5700MHz	
ANT	1+2	
Pol.	Vertical	Fundamental
Peak	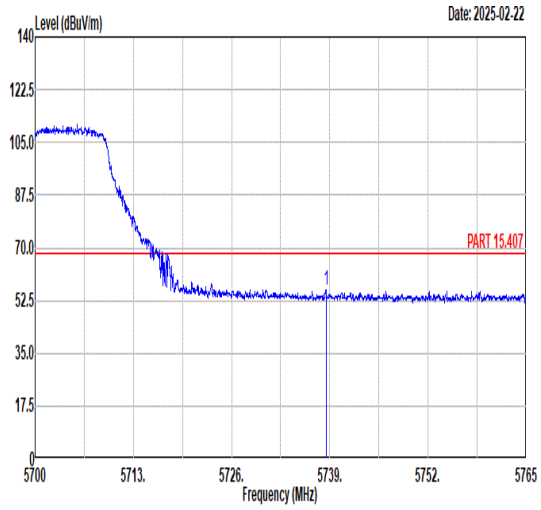 Freq Level Limit Line Margin (dB) Read Level Ant Factor Cable Loss Preamp Factor APos TPos Remark MHz dBuV/m dBuV/m dBuV dB/m dB dB cm deg 1 5738.51 56.06 68.30 -12.24 40.53 36.68 11.65 32.80 141 154 PEAK	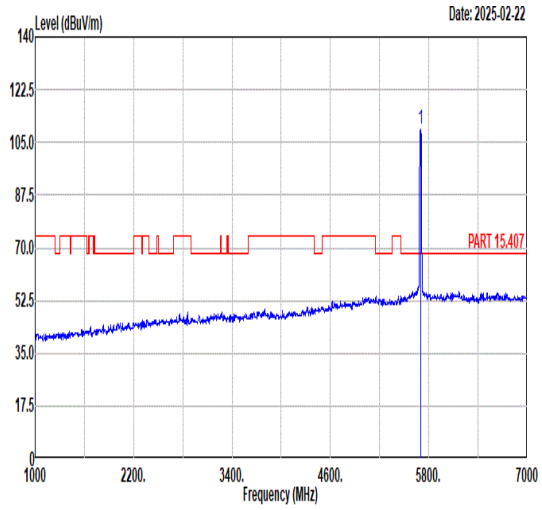 Freq Level Limit Line Margin (dB) Read Level Ant Factor Cable Loss Preamp Factor APos TPos Remark MHz dBuV/m dBuV/m dBuV dB/m dB dB cm deg 1 5700.00 109.15 ------ ------ 93.67 36.60 11.66 32.78 141 154 PEAK
Avg	Blank	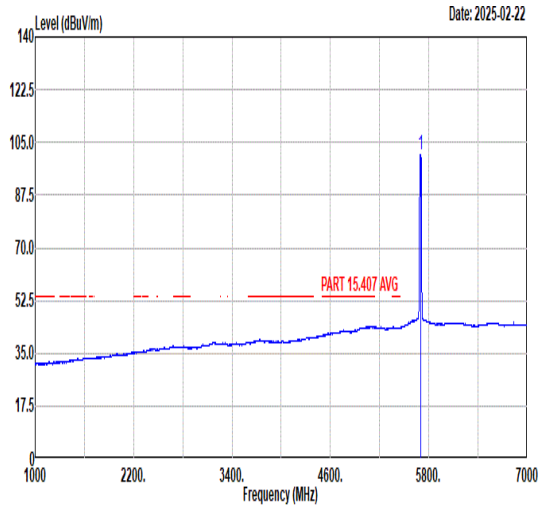 Freq Level Limit Line Margin (dB) Read Level Ant Factor Cable Loss Preamp Factor APos TPos Remark MHz dBuV/m dBuV/m dBuV dB/m dB dB cm deg 1 5700.00 100.82 ------ ------ 85.34 36.59 11.67 32.78 141 154 AVERAGE

Mode	64	
	Harmonic	
	U-NII-2C_5.47-5.725_802.11be EHT20_CH140_5700MHz	
ANT	1+2	
Pol.	Horizontal	Vertical
Peak Avg	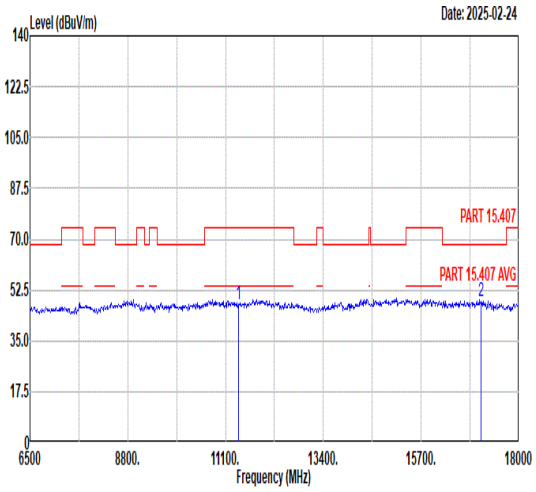 Freq Level Limit Line Margin Read Level Ant Factor Cable Loss Preamp Factor APos TPos Remark MHz dBuV/m dBuV/m dB dBuV dB/m dB dB cm deg 1 11400.00 47.79 74.00 -26.21 45.23 38.20 14.78 50.42 --- --- Peak 2 17100.00 48.55 68.30 -19.75 40.74 43.00 17.53 52.72 --- --- Peak	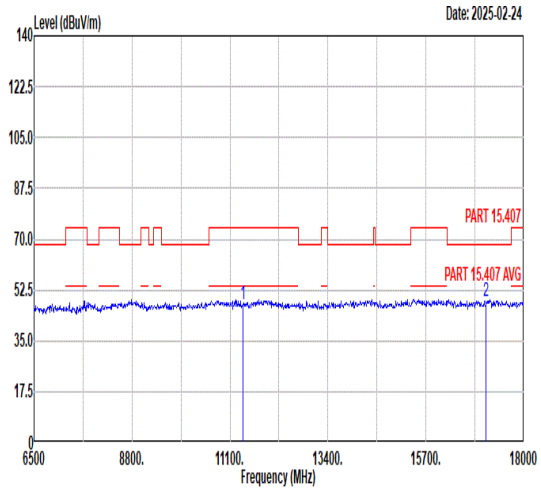 Freq Level Limit Line Margin Read Level Ant Factor Cable Loss Preamp Factor APos TPos Remark MHz dBuV/m dBuV/m dB dBuV dB/m dB dB cm deg 1 11400.00 47.56 74.00 -26.44 45.00 38.20 14.78 50.42 --- --- Peak 2 17100.00 48.46 68.30 -19.84 40.65 43.00 17.53 52.72 --- --- Peak

Mode	65	
	Band Edge - L	
	U-NII-1_5.15-5.25_802.11be EHT40_CH38_5190MHz	
ANT	1+2	
Pol.	Horizontal	Fundamental
Peak	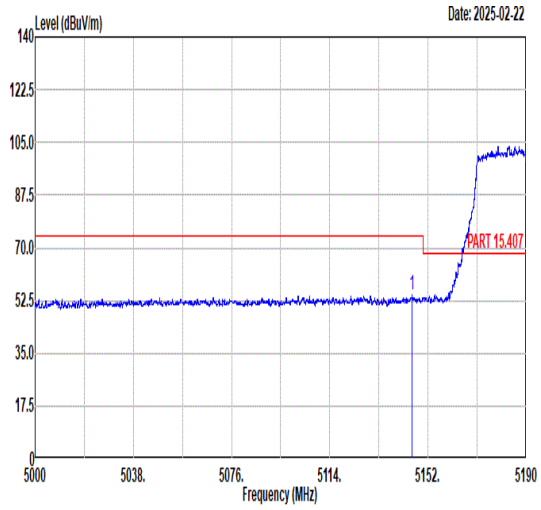 Freq Level Limit Line Margin (dB) Read Level Ant Factor Cable Loss Preamp Factor APos TPos Remark MHz dBuV/m dBuV/m dBuV dB/m dB dB cm deg 1 5145.84 54.63 74.00 -19.37 40.46 35.71 11.09 32.63 157 109 PEAK	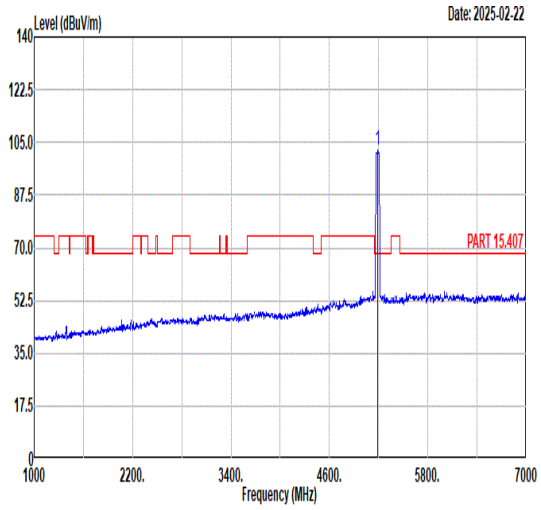 Freq Level Limit Line Margin (dB) Read Level Ant Factor Cable Loss Preamp Factor APos TPos Remark MHz dBuV/m dBuV/m dBuV dB/m dB dB cm deg 1 5190.00 102.28 ------ ------ 88.08 35.77 11.07 32.64 157 109 PEAK
Avg	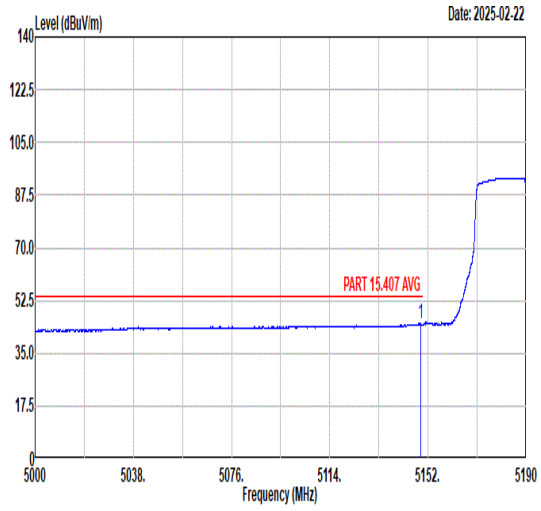 Freq Level Limit Line Margin (dB) Read Level Ant Factor Cable Loss Preamp Factor APos TPos Remark MHz dBuV/m dBuV/m dBuV dB/m dB dB cm deg 1 5149.06 44.78 54.00 -9.22 30.62 35.70 11.09 32.63 157 109 AVERAGE	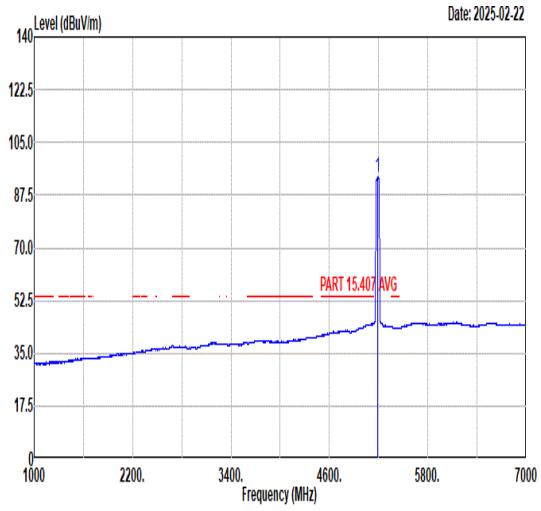 Freq Level Limit Line Margin (dB) Read Level Ant Factor Cable Loss Preamp Factor APos TPos Remark MHz dBuV/m dBuV/m dBuV dB/m dB dB cm deg 1 5190.00 93.36 ------ ------ 79.16 35.78 11.06 32.64 157 109 AVERAGE

Mode	65	
	Band Edge - R	
	U-NII-1_5.15-5.25_802.11be EHT40_CH38_5190MHz	
ANT	1+2	
Pol.	Horizontal	Fundamental
Peak	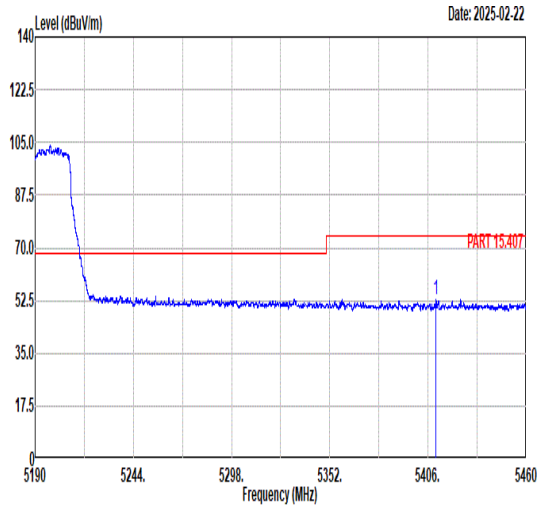 Freq Level Limit Line Margin (dB) Read Level Ant Factor Cable Loss Preamp Factor APos TPos Remark MHz dBuV/m dBuV/m dBuV dB/m dB dB cm deg 1 5410.48 52.73 74.00 -21.27 38.52 35.98 10.91 32.68 157 109 PEAK	Blank
Avg	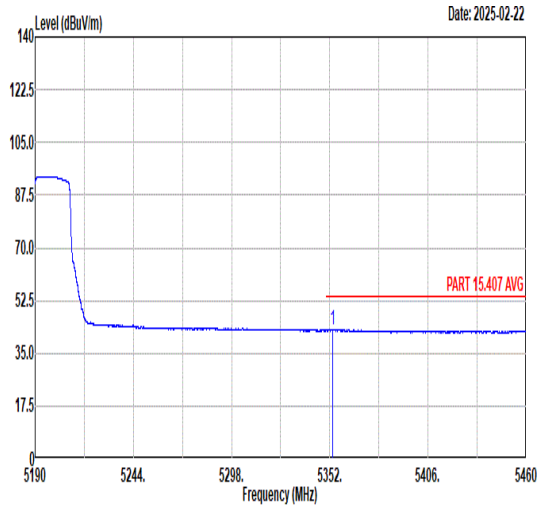 Freq Level Limit Line Margin (dB) Read Level Ant Factor Cable Loss Preamp Factor APos TPos Remark MHz dBuV/m dBuV/m dBuV dB/m dB dB cm deg 1 5353.51 42.93 54.00 -11.07 28.57 36.09 10.94 32.67 157 109 AVERAGE	Blank

Mode	65	
	Band Edge - L	
	U-NII-1_5.15-5.25_802.11be EHT40_CH38_5190MHz	
ANT	1+2	
Pol.	Vertical	Fundamental
Peak	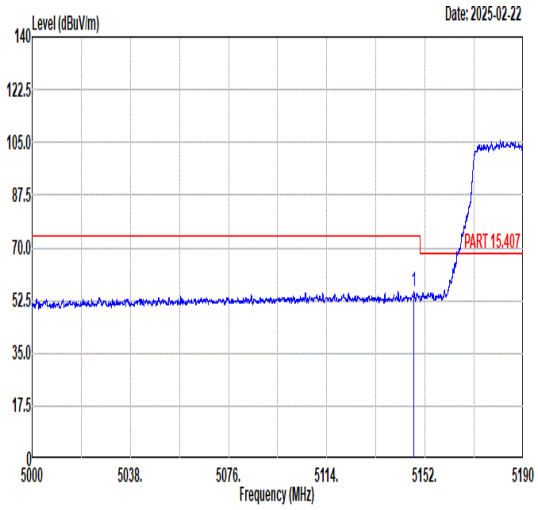 Freq Level Limit Line Margin (dB) Read Level Ant Factor Cable Loss Preamp Factor APos TPos Remark MHz dBuV/m dBuV/m dBuV dB/m dB dB cm deg 1 5147.73 55.52 74.00 -18.48 41.36 35.70 11.09 32.63 129 158 PEAK	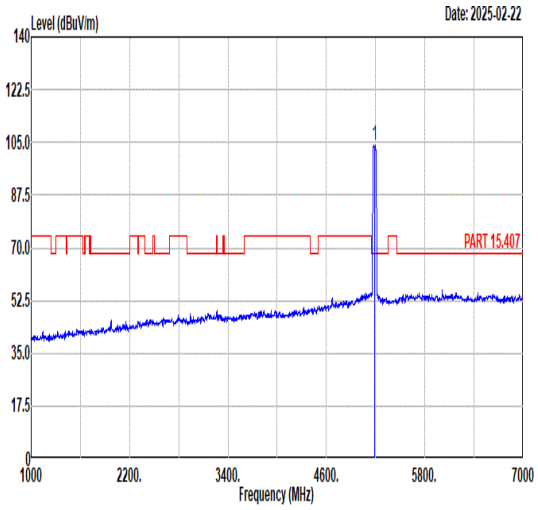 Freq Level Limit Line Margin (dB) Read Level Ant Factor Cable Loss Preamp Factor APos TPos Remark MHz dBuV/m dBuV/m dBuV dB/m dB dB cm deg 1 5190.00 104.16 ------ ------ 89.95 35.79 11.06 32.64 129 158 PEAK
Avg	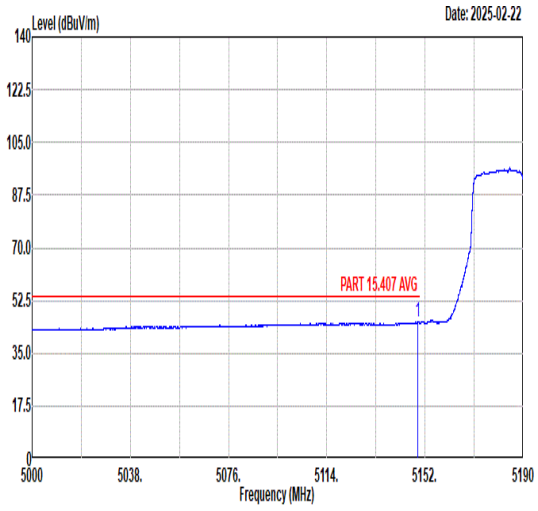 Freq Level Limit Line Margin (dB) Read Level Ant Factor Cable Loss Preamp Factor APos TPos Remark MHz dBuV/m dBuV/m dBuV dB/m dB dB cm deg 1 5149.26 45.46 54.00 -8.54 31.30 35.70 11.09 32.63 129 158 AVERAGE	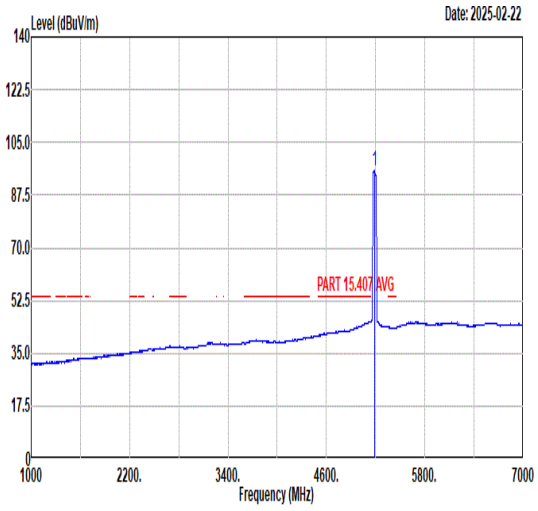 Freq Level Limit Line Margin (dB) Read Level Ant Factor Cable Loss Preamp Factor APos TPos Remark MHz dBuV/m dBuV/m dBuV dB/m dB dB cm deg 1 5190.00 95.51 ------ ------ 81.32 35.76 11.07 32.64 129 158 AVERAGE

Mode	65	
	Band Edge - R	
	U-NII-1_5.15-5.25_802.11be EHT40_CH38_5190MHz	
ANT	1+2	
Pol.	Vertical	Fundamental
Peak	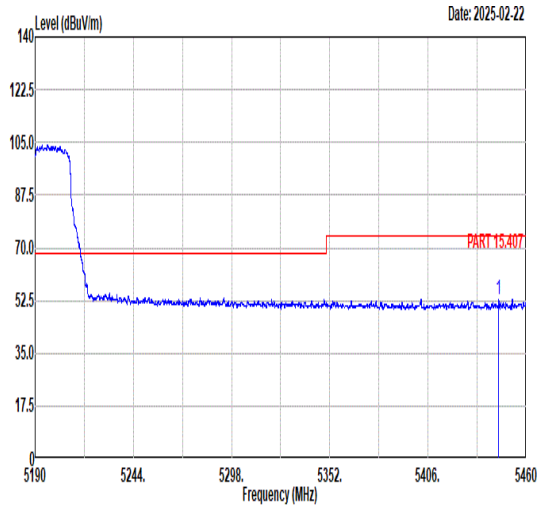 Freq Level Limit Line Margin (dB) Read Level Ant Factor Cable Loss Preamp Factor APos TPos Remark MHz dBuV/m dBuV/m dBuV dB/m dB dB cm deg 1 5444.77 53.09 74.00 -20.91 38.81 35.91 11.06 32.69 129 158 PEAK	Blank
Avg	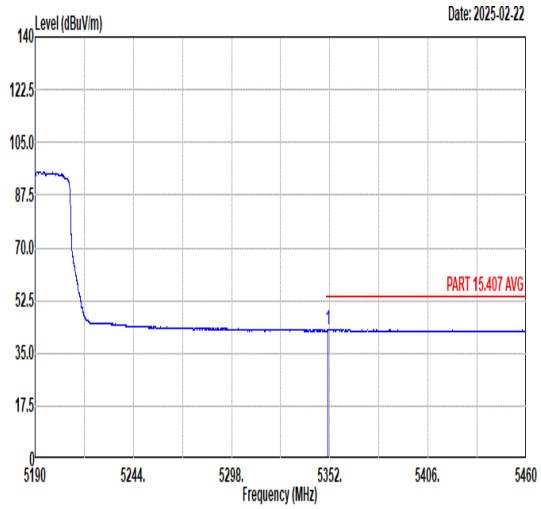 Freq Level Limit Line Margin (dB) Read Level Ant Factor Cable Loss Preamp Factor APos TPos Remark MHz dBuV/m dBuV/m dBuV dB/m dB dB cm deg 1 5350.81 42.87 54.00 -11.13 28.50 36.10 10.94 32.67 129 158 AVERAGE	Blank

Mode	66	
	Band Edge - L	
	U-NII-1_5.15-5.25_802.11be EHT40_CH46_5230MHz	
ANT	1+2	
Pol.	Horizontal	Fundamental
Peak	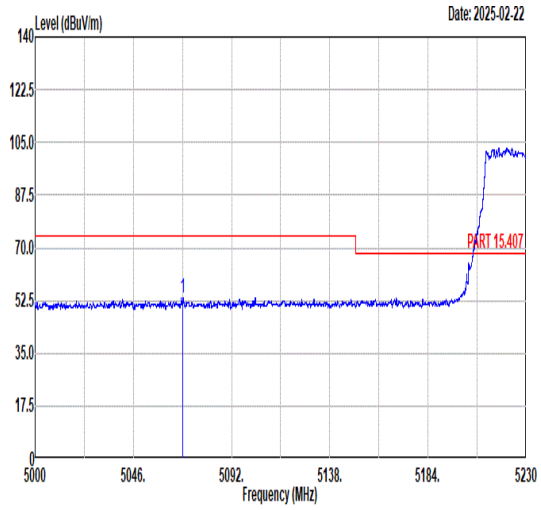 Freq Level Limit Line Margin (dB) Read Level Ant Factor Cable Loss Preamp Factor APos TPos Remark 1 5069.14 53.52 74.00 -20.48 39.20 35.80 11.13 32.61 155 109 PEAK	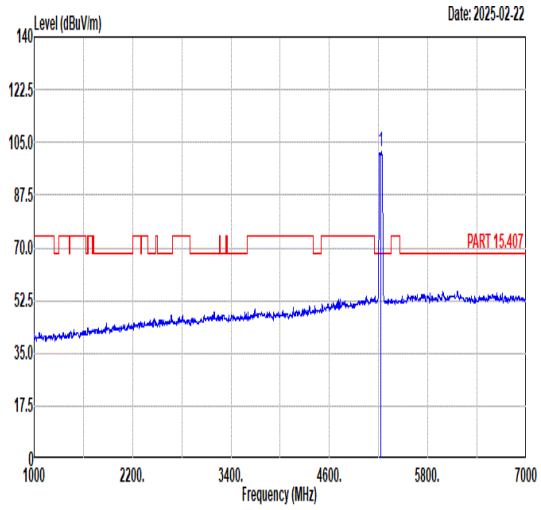 Freq Level Limit Line Margin (dB) Read Level Ant Factor Cable Loss Preamp Factor APos TPos Remark 1 5230.00 101.79 ------ ------ 87.61 35.80 11.03 32.65 155 109 PEAK
Avg	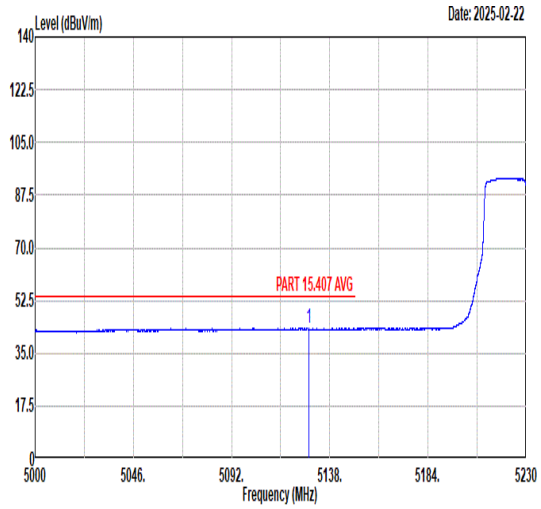 Freq Level Limit Line Margin (dB) Read Level Ant Factor Cable Loss Preamp Factor APos TPos Remark 1 5128.23 43.32 54.00 -10.68 29.11 35.74 11.10 32.63 155 109 AVERAGE	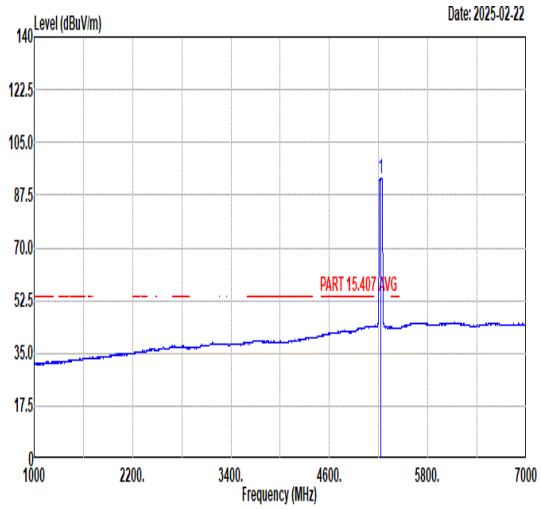 Freq Level Limit Line Margin (dB) Read Level Ant Factor Cable Loss Preamp Factor APos TPos Remark 1 5230.00 93.12 ------ ------ 78.94 35.80 11.03 32.65 155 109 AVERAGE

Mode	66	
	Band Edge - R	
	U-NII-1_5.15-5.25_802.11be EHT40_CH46_5230MHz	
ANT	1+2	
Pol.	Horizontal	Fundamental
Peak	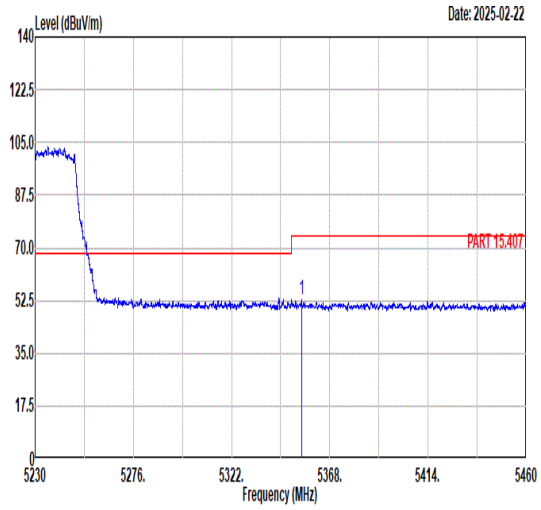 Freq Level Limit Line Margin (dB) Read Level Ant Factor Cable Loss Preamp Factor APos TPos Remark MHz dBuV/m dBuV/m dBuV dB/m dB dB cm deg 1 5354.80 52.60 74.00 -21.40 38.24 36.09 10.94 32.67 155 109 PEAK	Blank
Avg	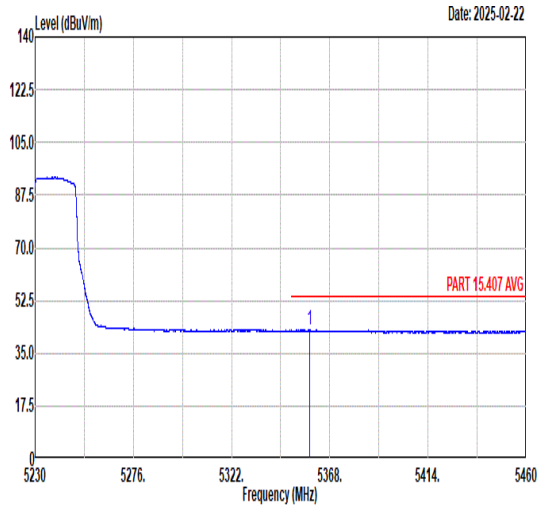 Freq Level Limit Line Margin (dB) Read Level Ant Factor Cable Loss Preamp Factor APos TPos Remark MHz dBuV/m dBuV/m dBuV dB/m dB dB cm deg 1 5358.69 42.77 54.00 -11.23 28.42 36.08 10.94 32.67 155 109 AVERAGE	Blank

Mode	66	
	Band Edge - L	
	U-NII-1_5.15-5.25_802.11be EHT40_CH46_5230MHz	
ANT	1+2	
Pol.	Vertical	Fundamental
Peak	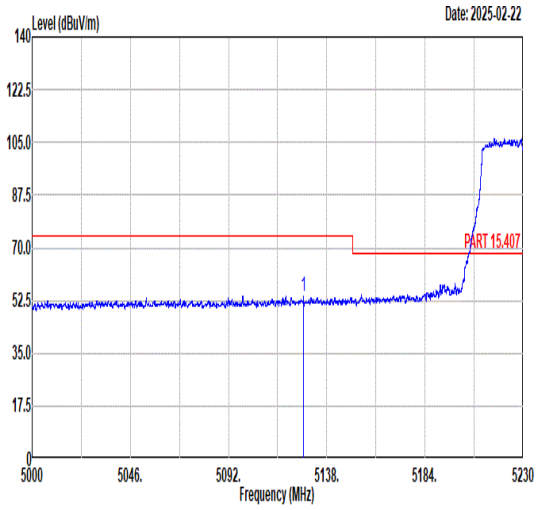 Freq Level Limit Line Margin (dB) Read Level Ant Factor Cable Loss Preamp Factor APos TPos Remark MHz dBuV/m dBuV/m dBuV dB/m dB dB cm deg 1 5127.10 53.84 74.00 -20.16 39.62 35.75 11.10 32.63 173 175 PEAK	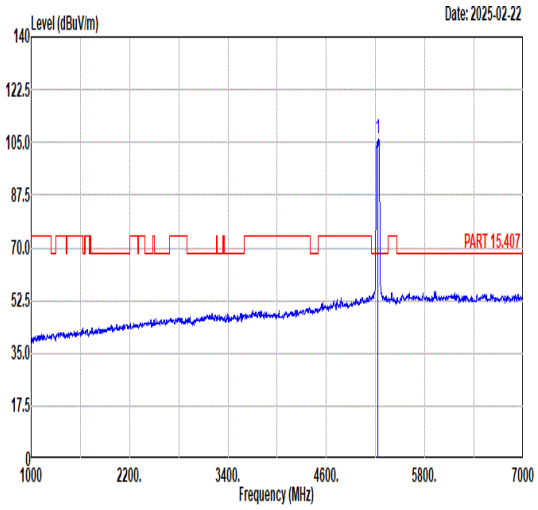 Freq Level Limit Line Margin (dB) Read Level Ant Factor Cable Loss Preamp Factor APos TPos Remark MHz dBuV/m dBuV/m dBuV dB/m dB dB cm deg 1 5230.00 106.25 ------ ------ 92.07 35.80 11.03 32.65 173 175 PEAK
Avg	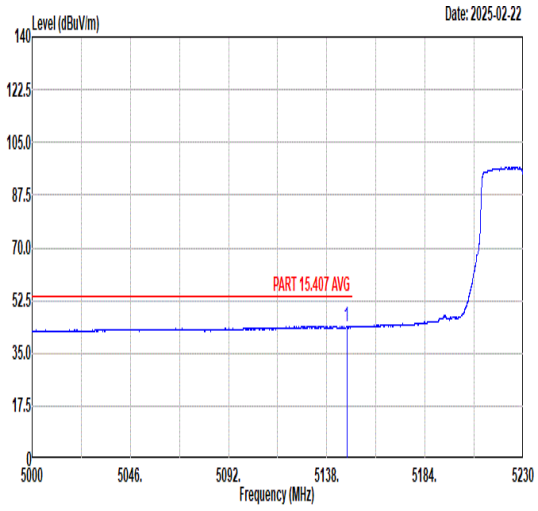 Freq Level Limit Line Margin (dB) Read Level Ant Factor Cable Loss Preamp Factor APos TPos Remark MHz dBuV/m dBuV/m dBuV dB/m dB dB cm deg 1 5147.34 43.97 54.00 -10.03 29.80 35.71 11.09 32.63 173 175 AVERAGE	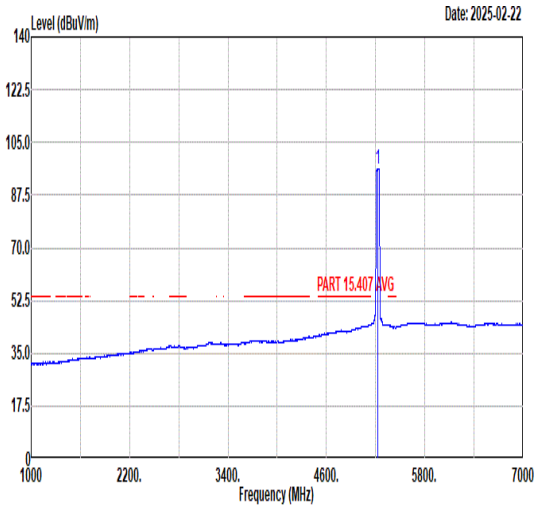 Freq Level Limit Line Margin (dB) Read Level Ant Factor Cable Loss Preamp Factor APos TPos Remark MHz dBuV/m dBuV/m dBuV dB/m dB dB cm deg 1 5230.00 96.40 ------ ------ 82.21 35.80 11.04 32.65 173 175 AVERAGE

Mode	66	
	Band Edge - R	
	U-NII-1_5.15-5.25_802.11be EHT40_CH46_5230MHz	
ANT	1+2	
Pol.	Vertical	Fundamental
Peak	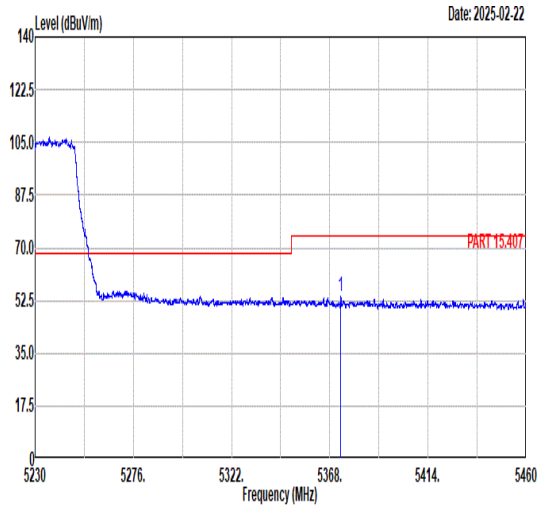 Freq Level Limit Line Margin (dB) Read Level Ant Factor Cable Loss Preamp Factor APos TPos Remark MHz dBuV/m dBuV/m dBuV dB/m dB dB cm deg 1 5373.18 54.02 74.00 -19.98 39.71 36.05 10.93 32.67 173 175 PEAK	Blank
Avg	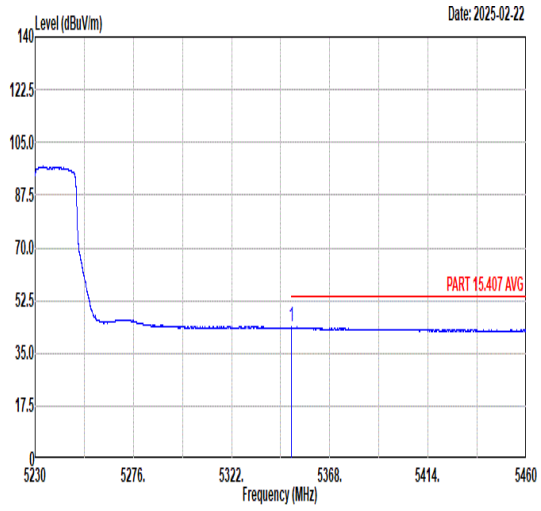 Freq Level Limit Line Margin (dB) Read Level Ant Factor Cable Loss Preamp Factor APos TPos Remark MHz dBuV/m dBuV/m dBuV dB/m dB dB cm deg 1 5350.01 43.69 54.00 -10.31 29.32 36.10 10.94 32.67 173 175 AVERAGE	Blank

Mode	67	
	Band Edge - L	
	U-NII-2A_5.25-5.35_802.11be EHT40_CH54_5270MHz	
ANT	1+2	
Pol.	Horizontal	Fundamental
Peak	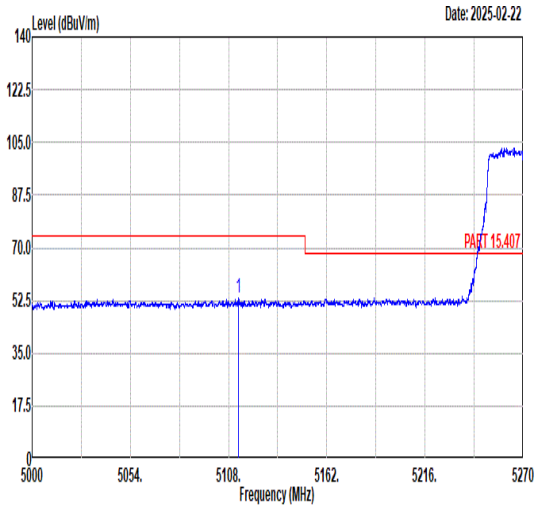 Freq Level Limit Line Margin (dB) Read Level Ant Factor Cable Loss Preamp Factor APos TPos Remark 1 5113.56 53.18 74.00 -20.82 38.92 35.77 11.11 32.62 160 110 PEAK	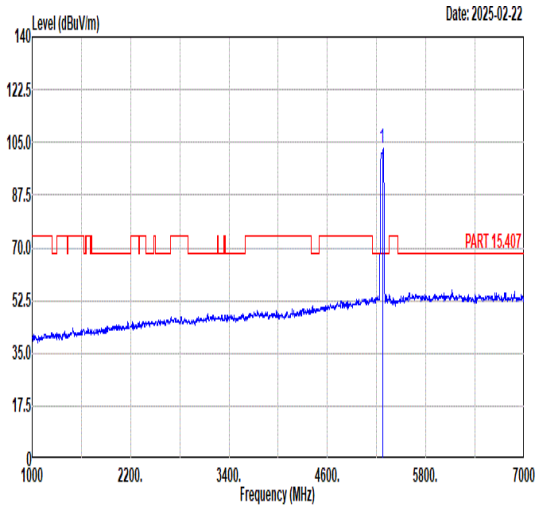 Freq Level Limit Line Margin (dB) Read Level Ant Factor Cable Loss Preamp Factor APos TPos Remark 1 5270.00 102.95 ------ ------ 88.81 35.80 11.00 32.66 160 110 PEAK
Avg	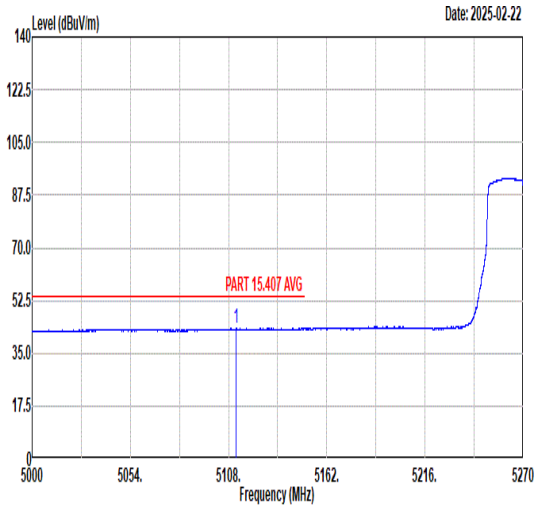 Freq Level Limit Line Margin (dB) Read Level Ant Factor Cable Loss Preamp Factor APos TPos Remark 1 5112.19 43.30 54.00 -10.70 29.03 35.78 11.11 32.62 160 110 AVERAGE	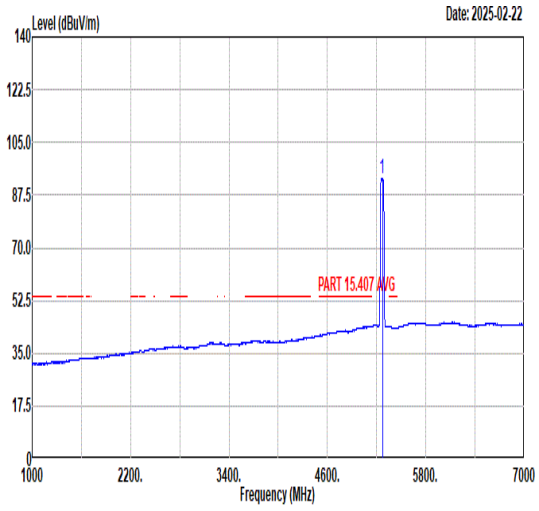 Freq Level Limit Line Margin (dB) Read Level Ant Factor Cable Loss Preamp Factor APos TPos Remark 1 5270.00 92.80 ------ ------ 78.65 35.80 11.00 32.65 160 110 AVERAGE

Mode	67	
	Band Edge - R	
	U-NII-2A_5.25-5.35_802.11be EHT40_CH54_5270MHz	
ANT	1+2	
Pol.	Horizontal	Fundamental
Peak	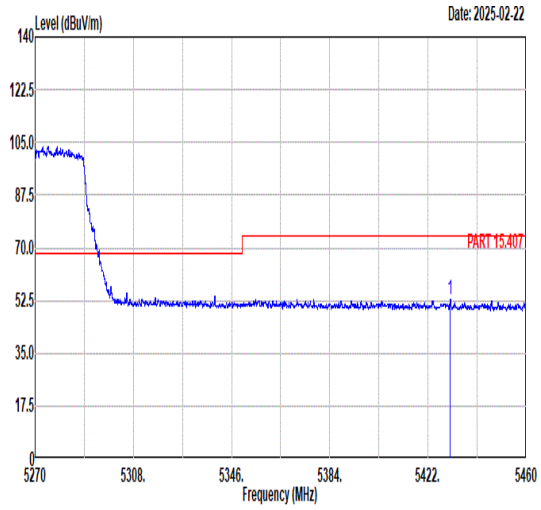 Freq Level Limit Line Margin (dB) Read Level Ant Factor Cable Loss Preamp Factor APos TPos Remark MHz dBuV/m dBuV/m dBuV dB/m dB dB cm deg 1 5430.65 53.08 74.00 -20.92 38.83 35.94 11.00 32.69 160 110 PEAK	Blank
Avg	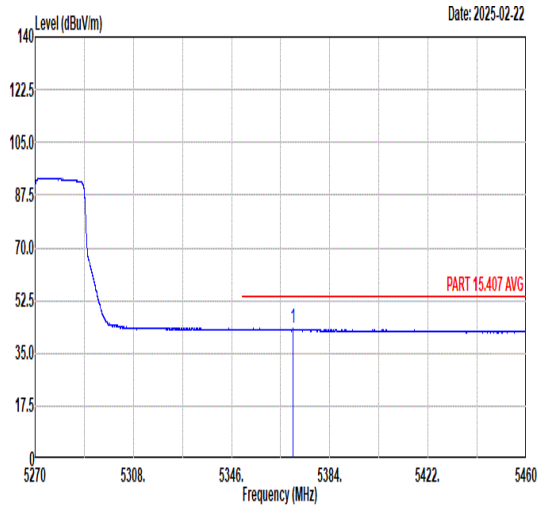 Freq Level Limit Line Margin (dB) Read Level Ant Factor Cable Loss Preamp Factor APos TPos Remark MHz dBuV/m dBuV/m dBuV dB/m dB dB cm deg 1 5369.85 43.13 54.00 -10.87 28.81 36.06 10.93 32.67 160 110 AVERAGE	Blank

Mode	67	
	Band Edge - L	
	U-NII-2A_5.25-5.35_802.11be EHT40_CH54_5270MHz	
ANT	1+2	
Pol.	Vertical	Fundamental
Peak	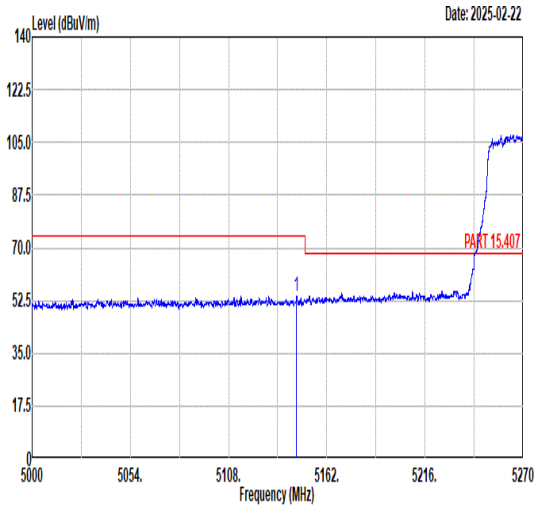 Freq Level Limit Line Margin (dB) Read Level Ant Factor Cable Loss Preamp Factor APos TPos Remark 1 5145.40 54.14 74.00 -19.86 39.97 35.71 11.09 32.63 171 176 PEAK	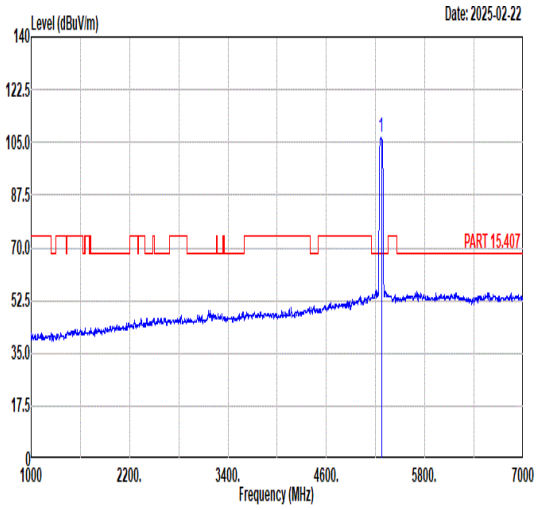 Freq Level Limit Line Margin (dB) Read Level Ant Factor Cable Loss Preamp Factor APos TPos Remark 1 5270.00 106.82 ------ ------ 92.66 35.80 11.01 32.65 171 176 PEAK
Avg	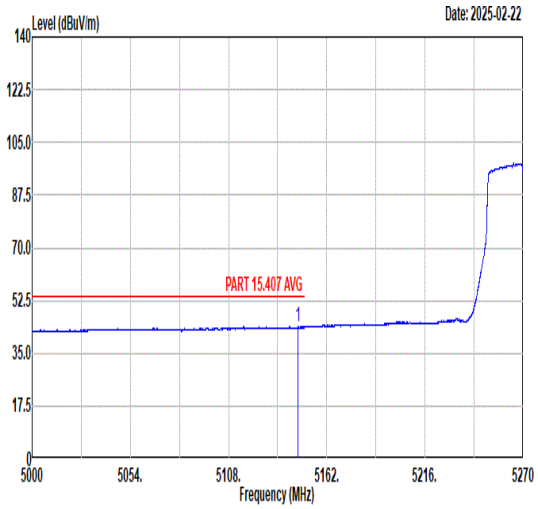 Freq Level Limit Line Margin (dB) Read Level Ant Factor Cable Loss Preamp Factor APos TPos Remark 1 5146.23 43.79 54.00 -10.21 29.62 35.71 11.09 32.63 171 176 AVERAGE	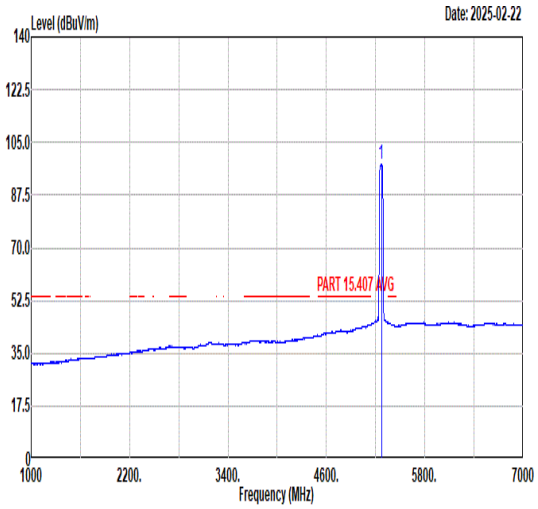 Freq Level Limit Line Margin (dB) Read Level Ant Factor Cable Loss Preamp Factor APos TPos Remark 1 5270.00 97.72 ------ ------ 83.56 35.80 11.01 32.65 171 176 AVERAGE

Mode	67	
	Band Edge - R	
	U-NII-2A_5.25-5.35_802.11be EHT40_CH54_5270MHz	
ANT	1+2	
Pol.	Vertical	Fundamental
Peak	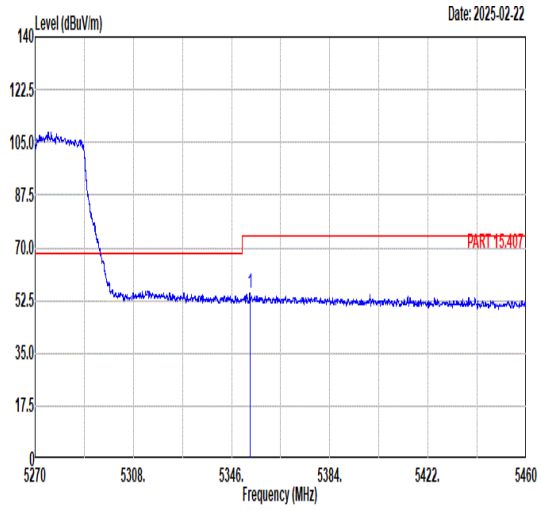 Freq Level Limit Line Margin (dB) Read Level Ant Factor Cable Loss Preamp Factor APos TPos Remark MHz dBuV/m dBuV/m dBuV dB/m dB dB cm deg 1 5353.13 55.14 74.00 -18.86 40.78 36.09 10.94 32.67 171 176 PEAK	Blank
Avg	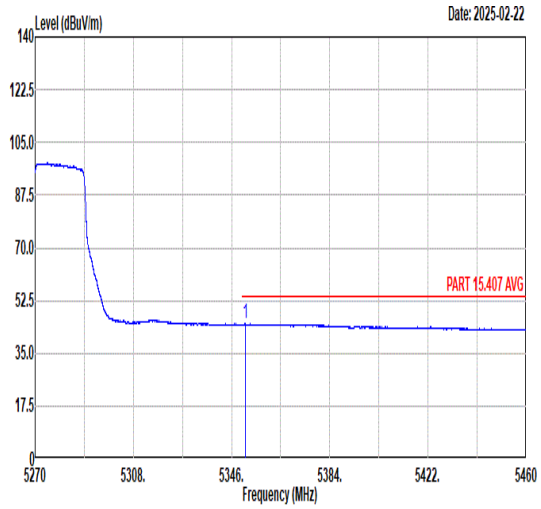 Freq Level Limit Line Margin (dB) Read Level Ant Factor Cable Loss Preamp Factor APos TPos Remark MHz dBuV/m dBuV/m dBuV dB/m dB dB cm deg 1 5351.23 44.79 54.00 -9.21 30.42 36.10 10.94 32.67 171 176 AVERAGE	Blank

Mode	68	
	Band Edge - L	
	U-NII-2A_5.25-5.35_802.11be EHT40_CH62_5310MHz	
ANT	1+2	
Pol.	Horizontal	Fundamental
Peak	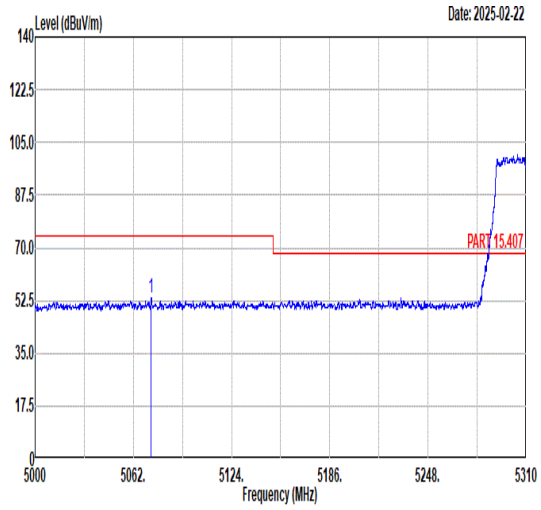 Freq Level Limit Line Margin (dB) Read Level Ant Factor Cable Loss Preamp Factor APos TPos Remark 1 5073.35 53.24 74.00 -20.76 38.92 35.80 11.13 32.61 156 109 PEAK	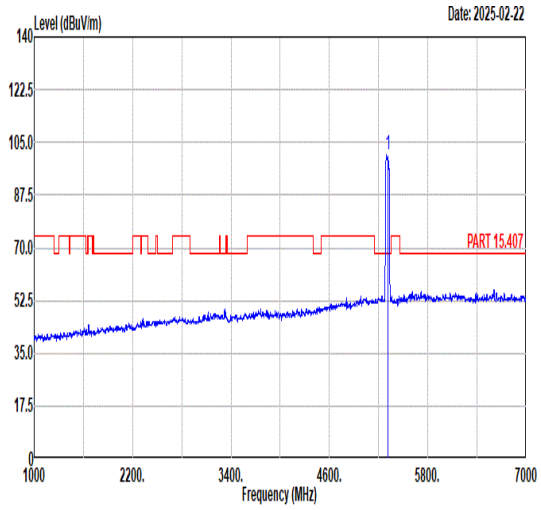 Freq Level Limit Line Margin (dB) Read Level Ant Factor Cable Loss Preamp Factor APos TPos Remark 1 5310.00 100.88 ------ ------ 86.75 35.80 10.99 32.66 156 109 PEAK
Avg	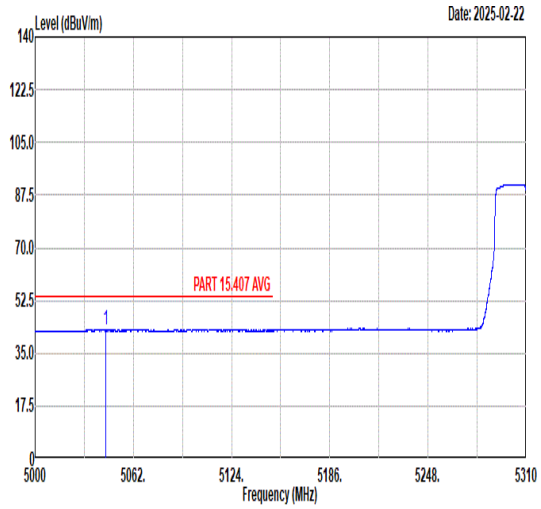 Freq Level Limit Line Margin (dB) Read Level Ant Factor Cable Loss Preamp Factor APos TPos Remark 1 5044.52 42.89 54.00 -11.11 28.56 35.80 11.14 32.61 156 109 AVERAGE	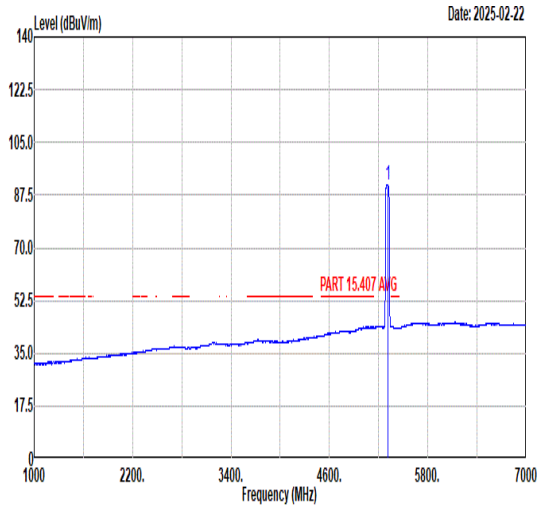 Freq Level Limit Line Margin (dB) Read Level Ant Factor Cable Loss Preamp Factor APos TPos Remark 1 5310.00 90.91 ------ ------ 76.79 35.80 10.98 32.66 156 109 AVERAGE

Mode	68	
	Band Edge - R	
	U-NII-2A_5.25-5.35_802.11be EHT40_CH62_5310MHz	
ANT	1+2	
Pol.	Horizontal	Fundamental
Peak	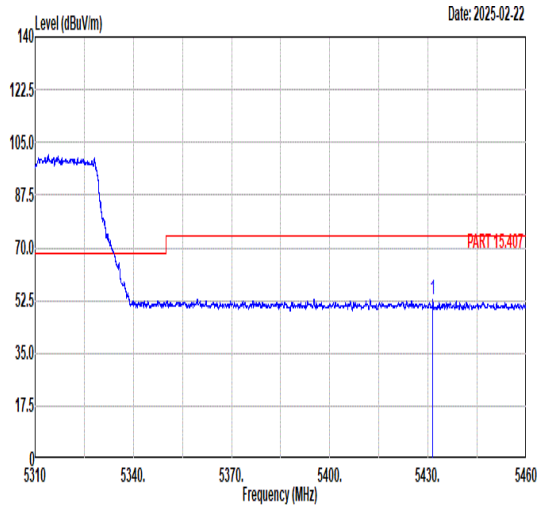 Freq Level Limit Line Margin (dB) Read Level Ant Factor Cable Loss Preamp Factor APos TPos Remark MHz dBuV/m dBuV/m dBuV dB/m dB dB cm deg 1 5431.43 52.87 74.00 -21.13 38.62 35.94 11.00 32.69 156 109 PEAK	Blank
Avg	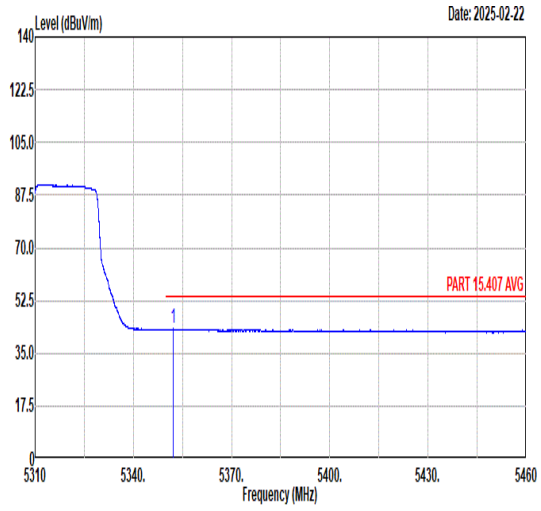 Freq Level Limit Line Margin (dB) Read Level Ant Factor Cable Loss Preamp Factor APos TPos Remark MHz dBuV/m dBuV/m dBuV dB/m dB dB cm deg 1 5352.09 43.15 54.00 -10.85 28.78 36.10 10.94 32.67 156 109 AVERAGE	Blank

Mode	68	
	Band Edge - L	
	U-NII-2A_5.25-5.35_802.11be EHT40_CH62_5310MHz	
ANT	1+2	
Pol.	Vertical	Fundamental
Peak	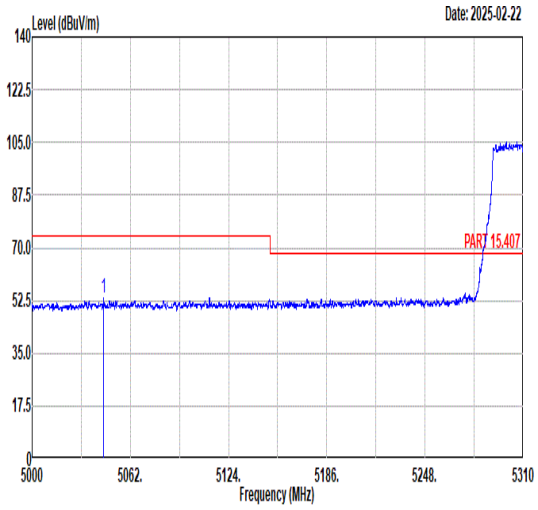 Freq Level Limit Line Margin (dB) Read Level Ant Factor Cable Loss Preamp Factor APos TPos Remark MHz dBuV/m dBuV/m dBuV dB/m dB dB cm deg 1 5045.14 53.32 74.00 -20.68 38.99 35.80 11.14 32.61 158 172 PEAK	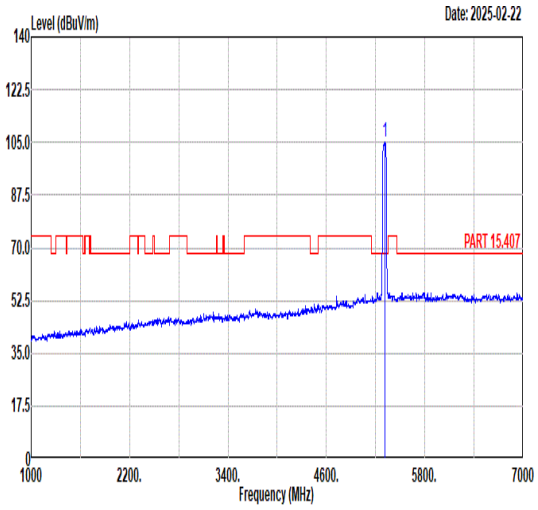 Freq Level Limit Line Margin (dB) Read Level Ant Factor Cable Loss Preamp Factor APos TPos Remark MHz dBuV/m dBuV/m dBuV dB/m dB dB cm deg 1 5310.00 105.04 ------ ------ 90.86 35.87 10.97 32.66 158 172 PEAK
Avg	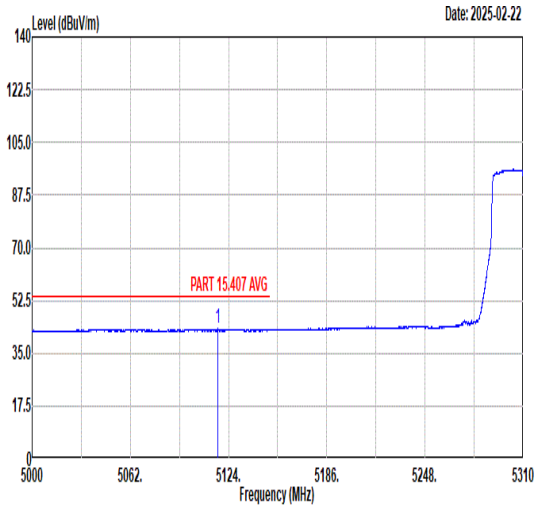 Freq Level Limit Line Margin (dB) Read Level Ant Factor Cable Loss Preamp Factor APos TPos Remark MHz dBuV/m dBuV/m dBuV dB/m dB dB cm deg 1 5117.34 43.07 54.00 -10.93 28.82 35.77 11.10 32.62 158 172 AVERAGE	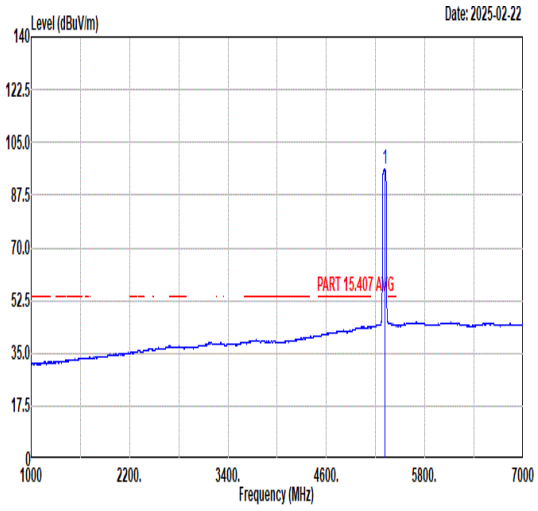 Freq Level Limit Line Margin (dB) Read Level Ant Factor Cable Loss Preamp Factor APos TPos Remark MHz dBuV/m dBuV/m dBuV dB/m dB dB cm deg 1 5310.00 96.09 ------ ------ 81.91 35.87 10.97 32.66 158 172 AVERAGE

Mode	68	
	Band Edge - R	
	U-NII-2A_5.25-5.35_802.11be EHT40_CH62_5310MHz	
ANT	1+2	
Pol.	Vertical	Fundamental
Peak	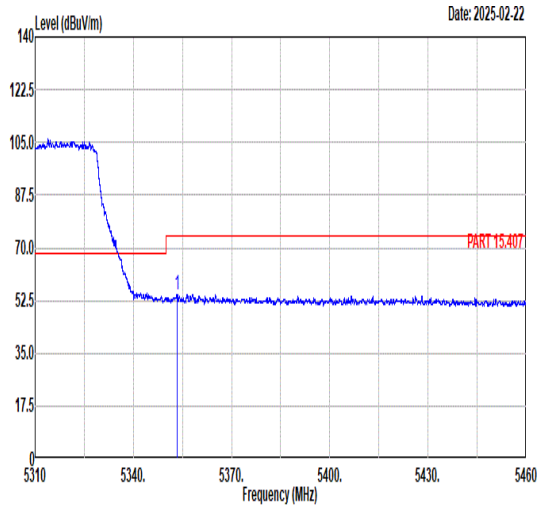 Freq Level Limit Line Margin (dB) Read Level Ant Factor Cable Loss Preamp Factor APos TPos Remark MHz dBuV/m dBuV/m dBuV dB/m dB dB cm deg 1 5353.29 54.63 74.00 -19.37 40.27 36.09 10.94 32.67 158 172 PEAK	Blank
Avg	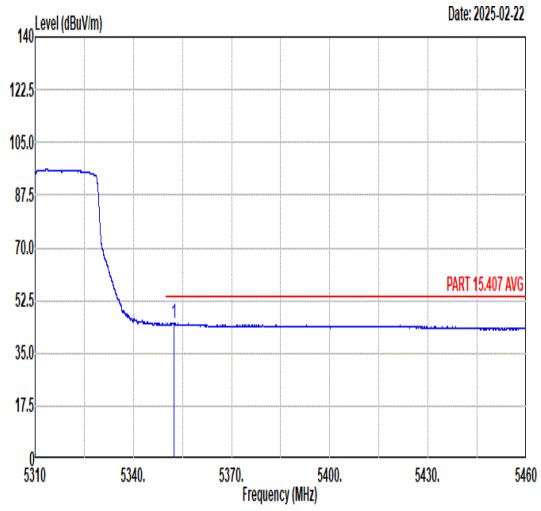 Freq Level Limit Line Margin (dB) Read Level Ant Factor Cable Loss Preamp Factor APos TPos Remark MHz dBuV/m dBuV/m dBuV dB/m dB dB cm deg 1 5352.39 44.88 54.00 -9.12 30.51 36.10 10.94 32.67 158 172 AVERAGE	Blank

Mode	69
	Band Edge - L
	U-NII-2C_5.47-5.725_802.11be EHT40_CH102_5510MHz
ANT	1+2

Pol.	Horizontal	Fundamental
Peak	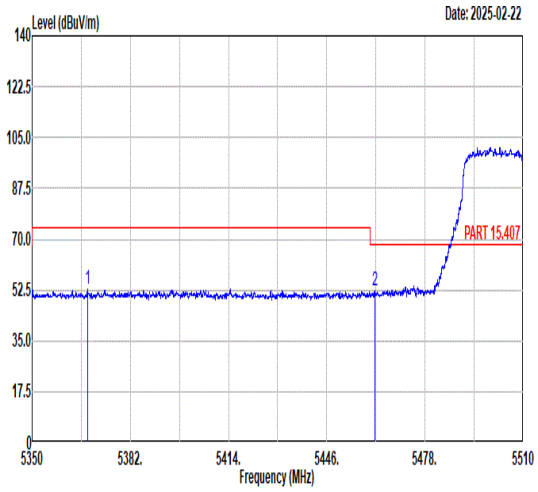 Freq Level Limit Line Margin (dB) Read Level Ant Factor Cable Loss Preamp Factor APos TPos Remark MHz dBuV/m dBuV/m dBuV dB/m dB dB cm deg 1 5368.02 52.83 74.00 -21.17 38.51 36.06 10.93 32.67 400 135 PEAK 2 5461.60 52.45 68.30 -15.85 38.06 35.95 11.13 32.69 400 135 PEAK	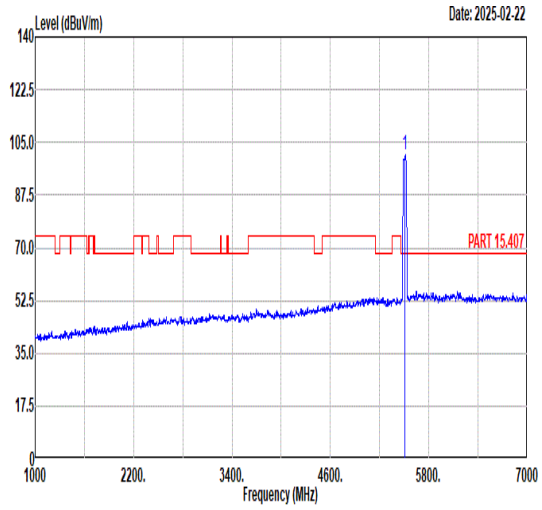 Freq Level Limit Line Margin (dB) Read Level Ant Factor Cable Loss Preamp Factor APos TPos Remark MHz dBuV/m dBuV/m dBuV dB/m dB dB cm deg 1 5510.00 100.99 ------ ------ 86.22 36.13 11.35 32.71 400 135 PEAK
Avg	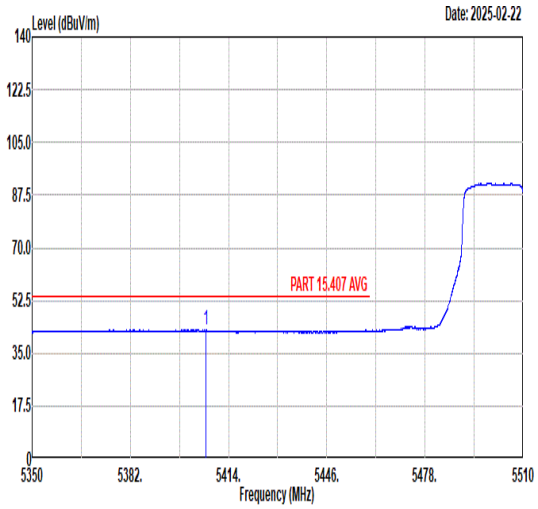 Freq Level Limit Line Margin (dB) Read Level Ant Factor Cable Loss Preamp Factor APos TPos Remark MHz dBuV/m dBuV/m dBuV dB/m dB dB cm deg 1 5406.56 42.70 54.00 -11.30 28.49 35.99 10.90 32.68 400 135 AVERAGE	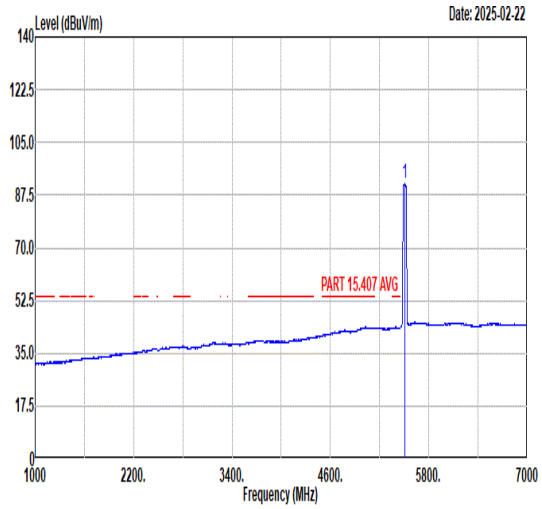 Freq Level Limit Line Margin (dB) Read Level Ant Factor Cable Loss Preamp Factor APos TPos Remark MHz dBuV/m dBuV/m dBuV dB/m dB dB cm deg 1 5510.00 91.15 ------ ------ 76.41 36.12 11.32 32.70 400 135 AVERAGE

Mode	69	
	Band Edge - R	
	U-NII-2C_5.47-5.725_802.11be EHT40_CH102_5510MHz	
ANT	1+2	
Pol.	Horizontal	Fundamental
Peak	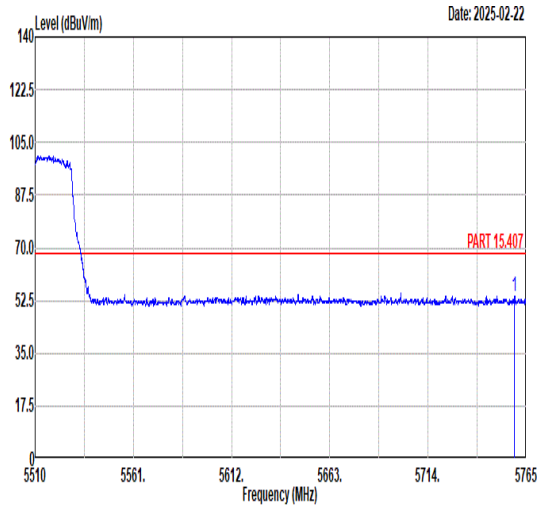 Freq Level Limit Line Margin (dB) Read Level Ant Factor Cable Loss Preamp Factor APos TPos Remark MHz dBuV/m dBuV/m dBuV dB/m dB dB cm deg 1 5758.78 54.14 68.30 -14.16 38.62 36.68 11.64 32.80 400 135 PEAK	Blank

Mode	69
	Band Edge - L
	U-NII-2C_5.47-5.725_802.11be EHT40_CH102_5510MHz
ANT	1+2

Pol. — Vertical

Peak

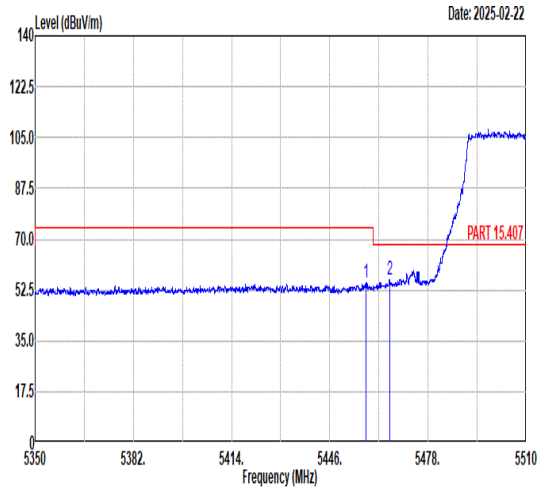

	Freq	Level	Limit Line	Margin (dB)	Read Level	Ant Factor	Cable Loss	Preamp Factor	APos	TPos	Remark
	MHz	dBuV/m	dBuV/m		dBuV	dB/m	dB	dB	cm	deg	
1	5457.76	55.19	74.00	-18.81	40.84	35.93	11.11	32.69	158	172	PEAK
2	5465.46	56.10	68.30	-12.20	41.69	35.96	11.14	32.69	158	172	PEAK

Fundamental

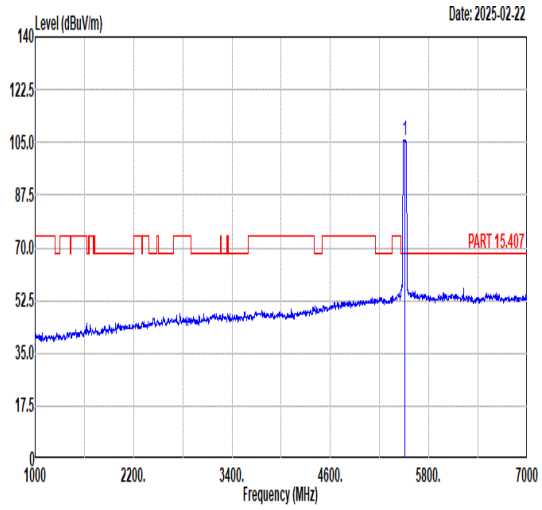

	Freq	Level	Limit Line	Margin (dB)	Read Level	Ant Factor	Cable Loss	Preamp Factor	APos	TPos	Remark
	MHz	dBuV/m	dBuV/m		dBuV	dB/m	dB	dB	cm	deg	
1	5510.00	105.92	------	------	91.26	36.09	11.27	32.70	158	172	PEAK

Avg

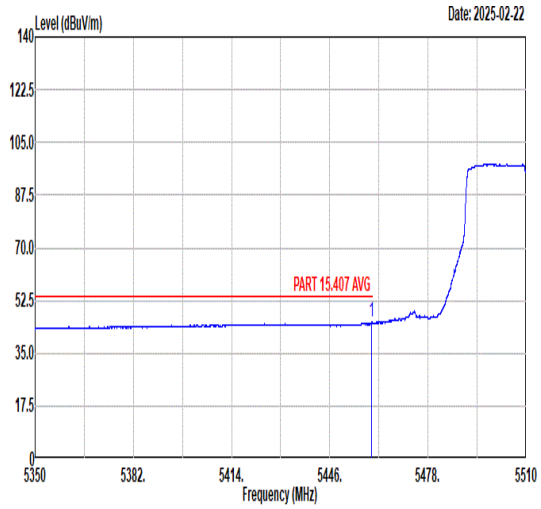

	Freq	Level	Limit Line	Margin (dB)	Read Level	Ant Factor	Cable Loss	Preamp Factor	APos	TPos	Remark
	MHz	dBuV/m	dBuV/m		dBuV	dB/m	dB	dB	cm	deg	
1	5459.68	45.27	54.00	-8.73	30.90	35.94	11.12	32.69	158	172	AVERAGE

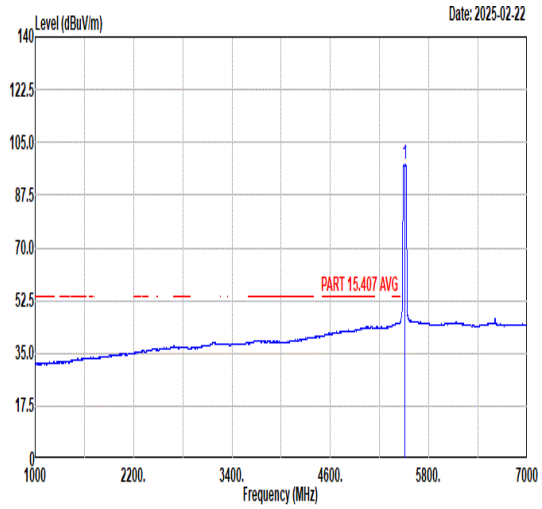

	Freq	Level	Limit Line	Margin (dB)	Read Level	Ant Factor	Cable Loss	Preamp Factor	APos	TPos	Remark
	MHz	dBuV/m	dBuV/m		dBuV	dB/m	dB	dB	cm	deg	
1	5510.00	97.66	------	------	82.86	36.14	11.37	32.71	158	172	AVERAGE

Mode	69	
	Band Edge - R	
	U-NII-2C_5.47-5.725_802.11be EHT40_CH102_5510MHz	
ANT	1+2	
Pol.	Vertical	Fundamental
Peak	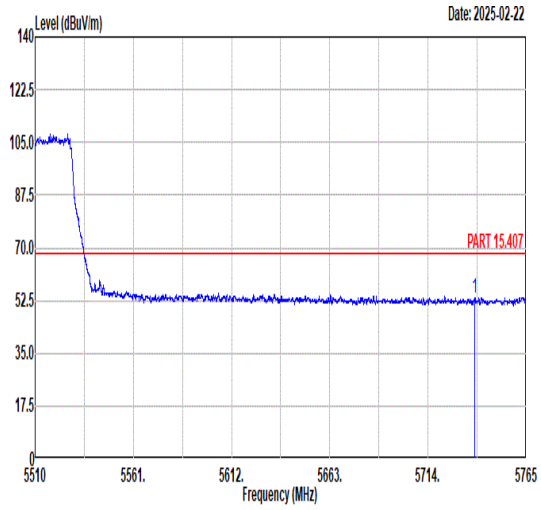 Freq Level Limit Line Margin (dB) Read Level Ant Factor Cable Loss Preamp Factor APos TPos Remark MHz dBuV/m dBuV/m dBuV dB/m dB dB cm deg 1 5738.12 53.58 68.30 -14.72 38.05 36.68 11.65 32.80 158 172 PEAK	Blank

Mode	70	
	Band Edge - L	
	U-NII-2C_5.47-5.725_802.11be EHT40_CH134_5670MHz	
ANT	1+2	
Pol.	Horizontal	Fundamental
Peak	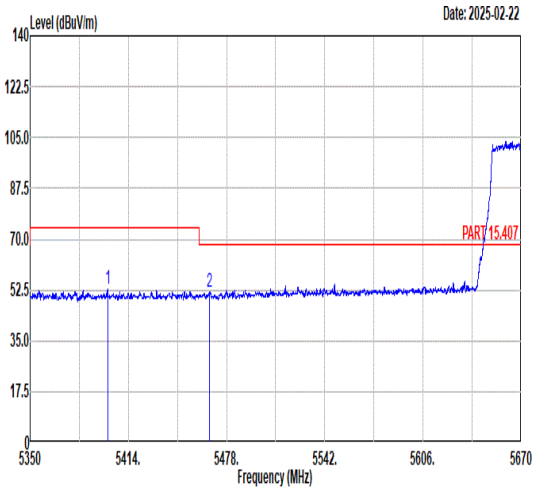 Freq Level Limit Line Margin (dB) Read Level Ant Factor Cable Loss Preamp Factor APos TPos Remark MHz dBuV/m dBuV/m dBuV dB/m dB dB cm deg 1 5400.43 52.67 74.00 -21.33 38.44 36.00 10.91 32.68 395 126 PEAK 2 5466.96 51.79 68.30 -16.51 37.36 35.97 11.15 32.69 395 126 PEAK	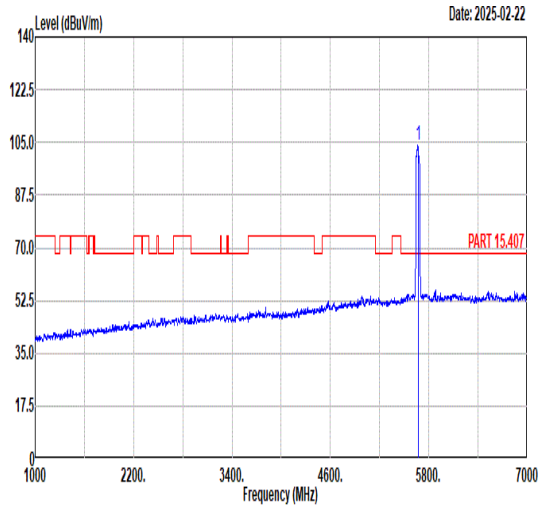 Freq Level Limit Line Margin (dB) Read Level Ant Factor Cable Loss Preamp Factor APos TPos Remark MHz dBuV/m dBuV/m dBuV dB/m dB dB cm deg 1 5670.00 104.25 ------ ------ 88.81 36.53 11.68 32.77 395 126 PEAK
Avg	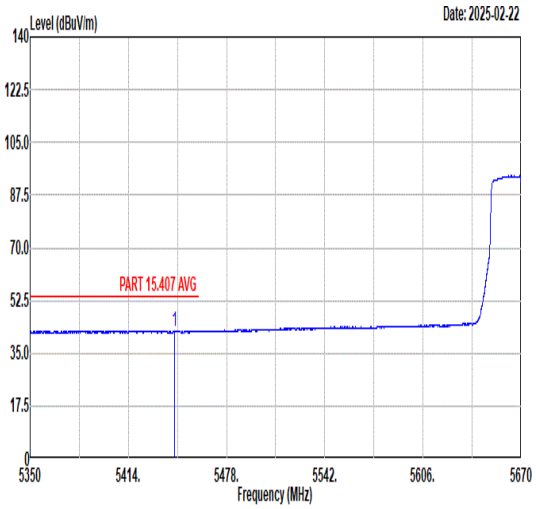 Freq Level Limit Line Margin (dB) Read Level Ant Factor Cable Loss Preamp Factor APos TPos Remark MHz dBuV/m dBuV/m dBuV dB/m dB dB cm deg 1 5444.27 42.51 54.00 -11.49 28.24 35.91 11.05 32.69 395 126 AVERAGE	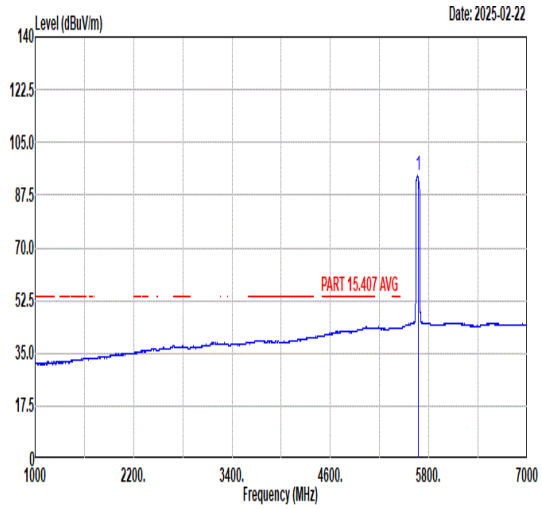 Freq Level Limit Line Margin (dB) Read Level Ant Factor Cable Loss Preamp Factor APos TPos Remark MHz dBuV/m dBuV/m dBuV dB/m dB dB cm deg 1 5670.00 93.88 ------ ------ 78.44 36.52 11.68 32.76 395 126 AVERAGE

Mode	70	
	Band Edge - R	
	U-NII-2C_5.47-5.725_802.11be EHT40_CH134_5670MHz	
ANT	1+2	
Pol.	Horizontal	Fundamental
Peak	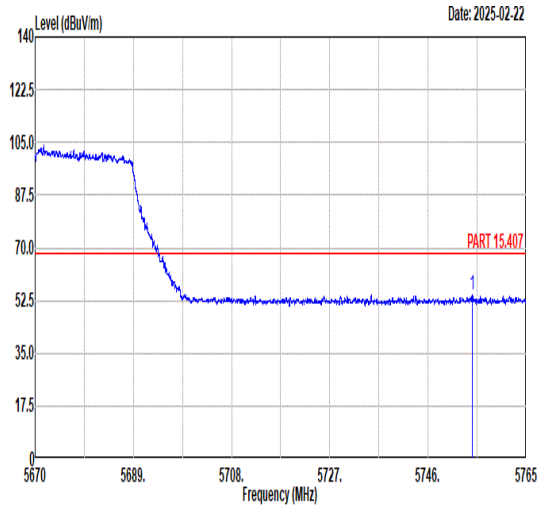 Freq Level Limit Line Margin (dB) Read Level Ant Factor Cable Loss Preamp Factor APos TPos Remark MHz dBuV/m dBuV/m dBuV dB/m dB dB cm deg 1 5754.51 54.36 68.30 -13.94 38.83 36.69 11.64 32.80 395 126 PEAK	Blank

Mode	70
	Band Edge - L
	U-NII-2C_5.47-5.725_802.11be EHT40_CH134_5670MHz
ANT	1+2

Pol.	Vertical	Fundamental
Peak	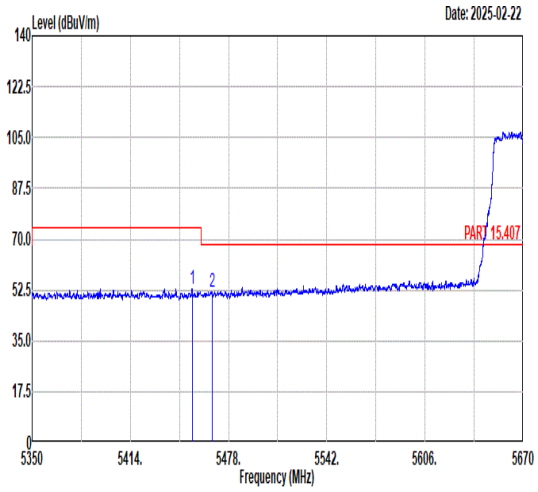 Freq Level Limit Line Margin (dB) Read Level Ant Factor Cable Loss Preamp Factor APos TPos Remark MHz dBuV/m dBuV/m dBuV dB/m dB dB cm deg 1 5454.19 52.85 74.00 -21.15 38.52 35.92 11.10 32.69 139 155 PEAK 2 5467.31 51.99 68.30 -16.31 37.56 35.97 11.15 32.69 139 155 PEAK	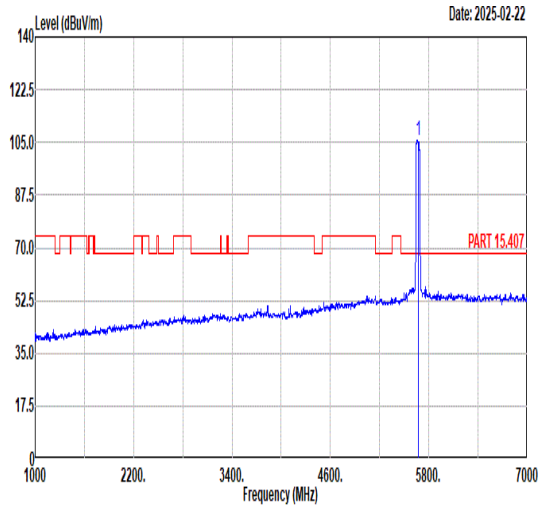 Freq Level Limit Line Margin (dB) Read Level Ant Factor Cable Loss Preamp Factor APos TPos Remark MHz dBuV/m dBuV/m dBuV dB/m dB dB cm deg 1 5670.00 105.87 ------ ------ 90.43 36.51 11.69 32.76 139 155 PEAK
Avg	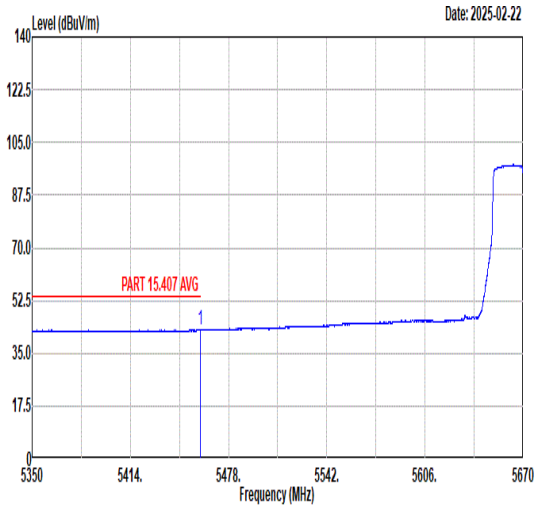 Freq Level Limit Line Margin (dB) Read Level Ant Factor Cable Loss Preamp Factor APos TPos Remark MHz dBuV/m dBuV/m dBuV dB/m dB dB cm deg 1 5459.60 42.83 54.00 -11.17 28.46 35.94 11.12 32.69 139 155 AVERAGE	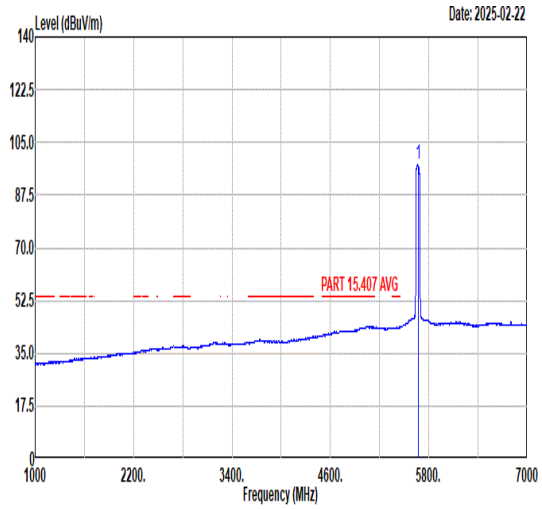 Freq Level Limit Line Margin (dB) Read Level Ant Factor Cable Loss Preamp Factor APos TPos Remark MHz dBuV/m dBuV/m dBuV dB/m dB dB cm deg 1 5670.00 97.51 ------ ------ 82.07 36.52 11.68 32.76 139 155 AVERAGE

Mode	70	
	Band Edge - R	
	U-NII-2C_5.47-5.725_802.11be EHT40_CH134_5670MHz	
ANT	1+2	
Pol.	Vertical	Fundamental
Peak	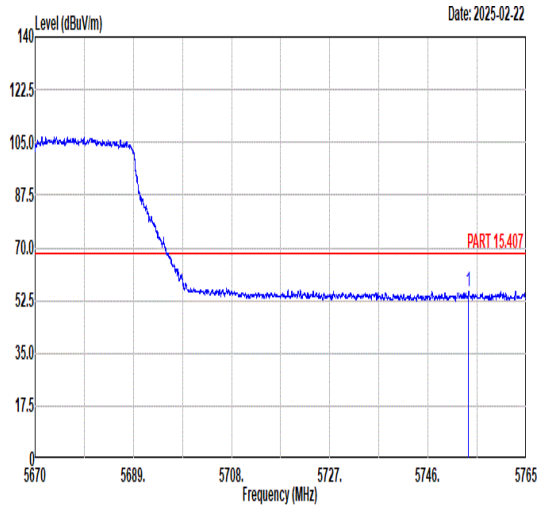 Freq Level Limit Line Margin (dB) Read Level Ant Factor Cable Loss Preamp Factor APos TPos Remark MHz dBuV/m dBuV/m dBuV dB/m dB dB cm deg 1 5753.85 55.71 68.30 -12.59 40.18 36.69 11.64 32.80 139 155 PEAK	Blank

Mode	71	
	Band Edge - L	
	U-NII-1_5.15-5.25_802.11be EHT80_CH42_5210MHz	
ANT	1+2	
Pol.	Horizontal	Fundamental
Peak	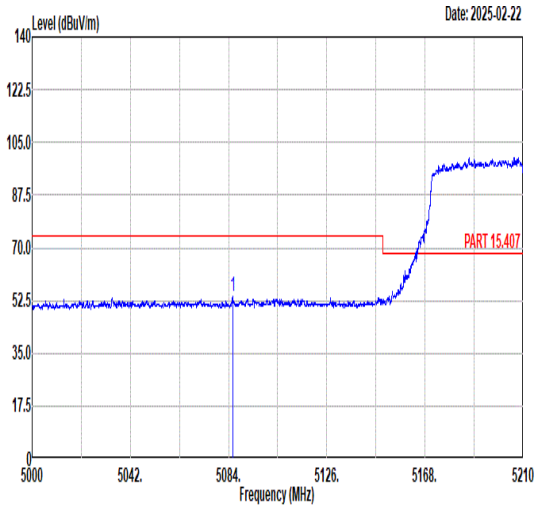 Freq Level Limit Line Margin (dB) Read Level Ant Factor Cable Loss Preamp Factor APos TPos Remark MHz dBuV/m dBuV/m dBuV dB/m dB dB cm deg 1 5085.81 53.86 74.00 -20.14 39.56 35.80 11.12 32.62 162 108 PEAK	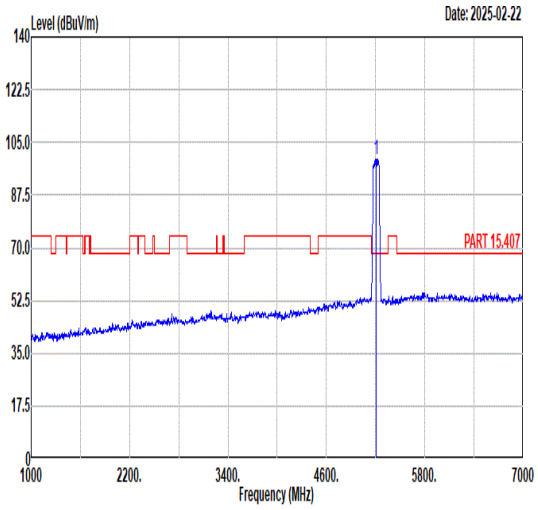 Freq Level Limit Line Margin (dB) Read Level Ant Factor Cable Loss Preamp Factor APos TPos Remark MHz dBuV/m dBuV/m dBuV dB/m dB dB cm deg 1 5210.00 99.54 ------ ------ 85.33 35.80 11.05 32.64 162 108 PEAK
Avg	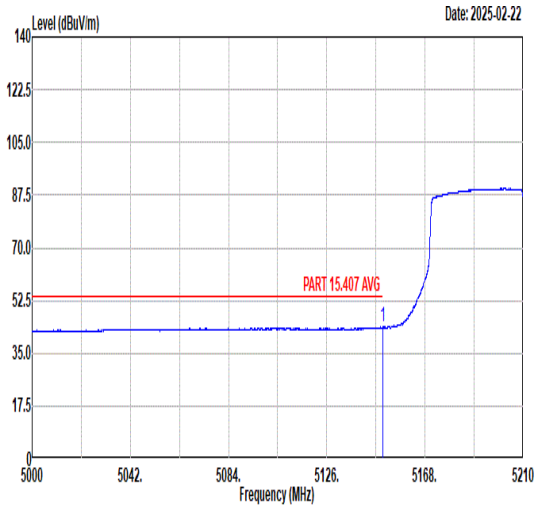 Freq Level Limit Line Margin (dB) Read Level Ant Factor Cable Loss Preamp Factor APos TPos Remark MHz dBuV/m dBuV/m dBuV dB/m dB dB cm deg 1 5149.84 43.60 54.00 -10.40 29.44 35.70 11.09 32.63 162 108 AVERAGE	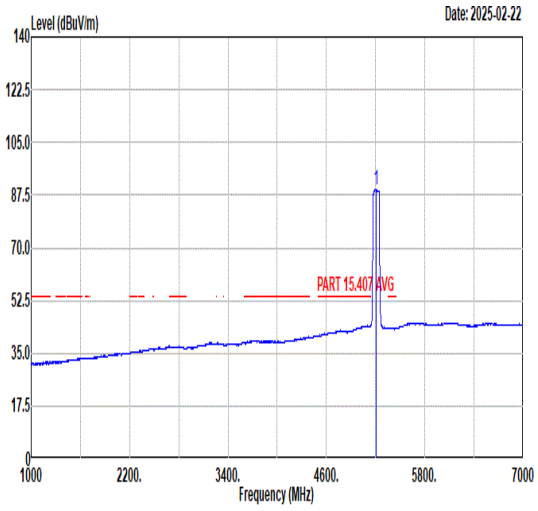 Freq Level Limit Line Margin (dB) Read Level Ant Factor Cable Loss Preamp Factor APos TPos Remark MHz dBuV/m dBuV/m dBuV dB/m dB dB cm deg 1 5210.00 89.36 ------ ------ 75.15 35.79 11.06 32.64 162 108 AVERAGE

Mode	71	
	Band Edge - R	
	U-NII-1_5.15-5.25_802.11be EHT80_CH42_5210MHz	
ANT	1+2	
Pol.	Horizontal	Fundamental
Peak	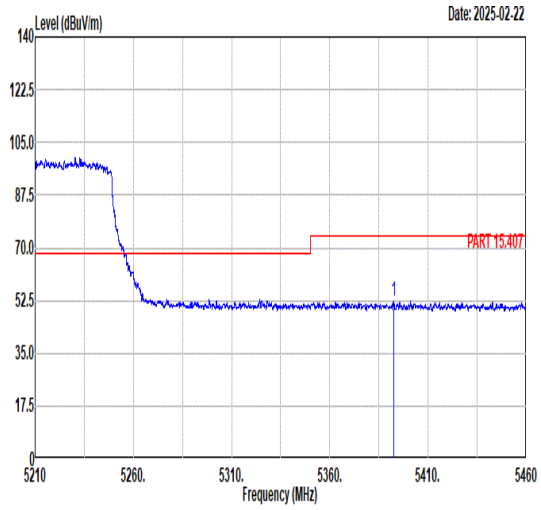 Freq Level Limit Line Margin (dB) Read Level Ant Factor Cable Loss Preamp Factor APos TPos Remark MHz dBuV/m dBuV/m dBuV dB/m dB dB cm deg 1 5392.63 52.19 74.00 -21.81 37.95 36.01 10.91 32.68 162 108 PEAK	Blank
Avg	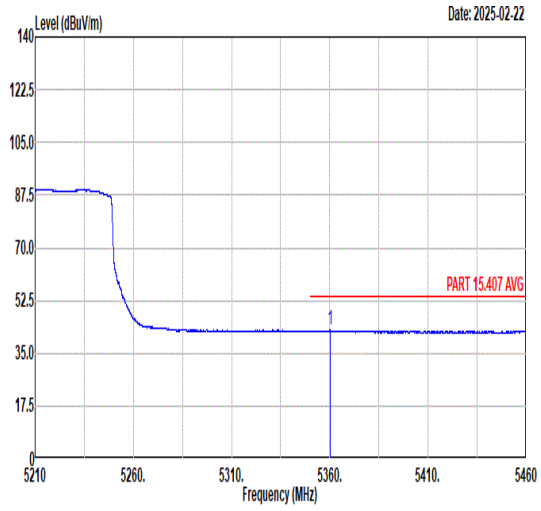 Freq Level Limit Line Margin (dB) Read Level Ant Factor Cable Loss Preamp Factor APos TPos Remark MHz dBuV/m dBuV/m dBuV dB/m dB dB cm deg 1 5360.15 42.60 54.00 -11.40 28.25 36.08 10.94 32.67 162 108 AVERAGE	Blank

Mode	71	
	Band Edge - L	
	U-NII-1_5.15-5.25_802.11be EHT80_CH42_5210MHz	
ANT	1+2	
Pol.	Vertical	Fundamental
Peak	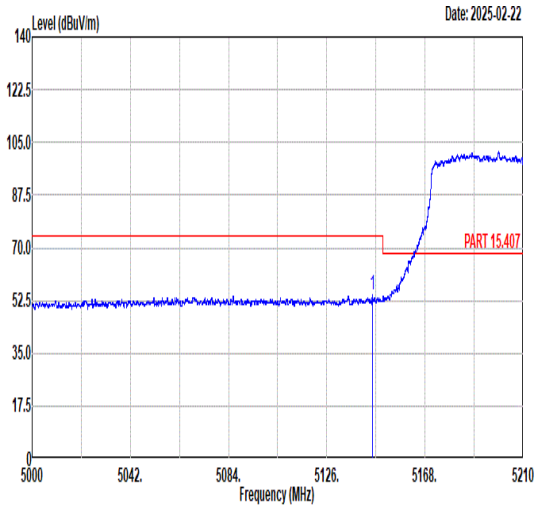 Limit Margin Read Ant Cable Preamp APos TPos Freq Level Line (dB) Level Factor Loss Factor Remark MHz dBuV/m dBuV/m dBuV dB/m dB dB cm deg 1 5145.43 54.26 74.00 -19.74 40.09 35.71 11.09 32.63 129 154 PEAK	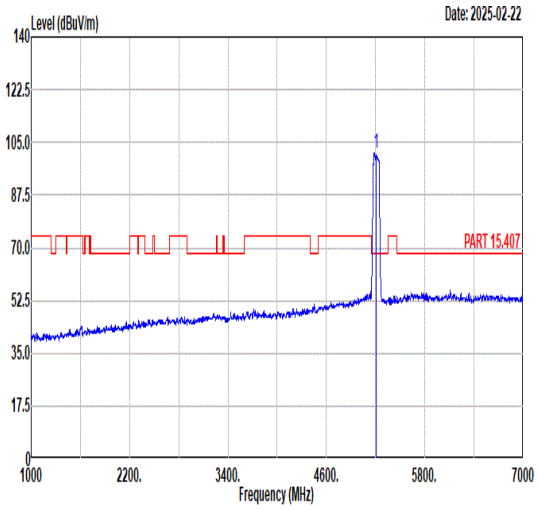 Limit Margin Read Ant Cable Preamp APos TPos Freq Level Line (dB) Level Factor Loss Factor Remark MHz dBuV/m dBuV/m dBuV dB/m dB dB cm deg 1 5210.00 101.24 ------ ------ 87.05 35.76 11.07 32.64 129 154 PEAK
Avg	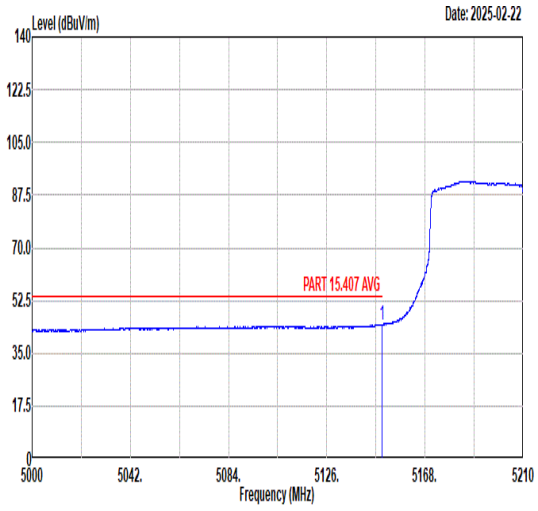 Limit Margin Read Ant Cable Preamp APos TPos Freq Level Line (dB) Level Factor Loss Factor Remark MHz dBuV/m dBuV/m dBuV dB/m dB dB cm deg 1 5149.65 44.58 54.00 -9.42 30.42 35.70 11.09 32.63 129 154 AVERAGE	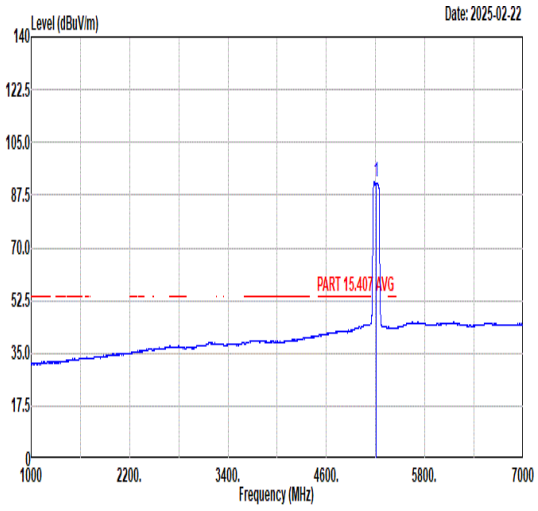 Limit Margin Read Ant Cable Preamp APos TPos Freq Level Line (dB) Level Factor Loss Factor Remark MHz dBuV/m dBuV/m dBuV dB/m dB dB cm deg 1 5210.00 92.05 ------ ------ 77.86 35.76 11.07 32.64 129 154 AVERAGE

Mode	71	
	Band Edge - R	
	U-NII-1_5.15-5.25_802.11be EHT80_CH42_5210MHz	
ANT	1+2	
Pol.	Vertical	Fundamental
Peak	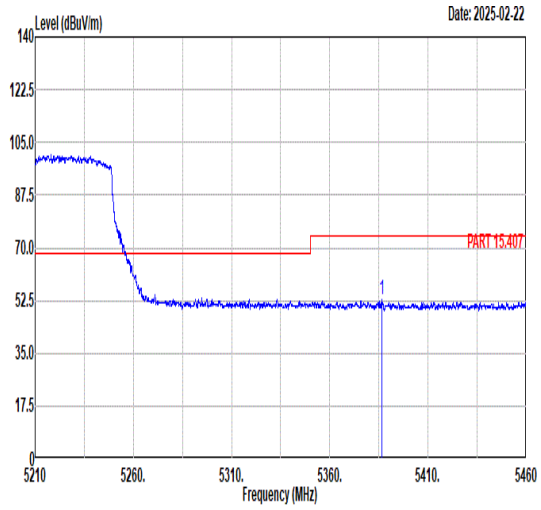 Freq Level Limit Line Margin (dB) Read Level Ant Factor Cable Loss Preamp Factor APos TPos Remark MHz dBuV/m dBuV/m dBuV dB/m dB dB cm deg 1 5386.38 53.00 74.00 -21.00 38.73 36.03 10.92 32.68 129 154 PEAK	Blank
Avg	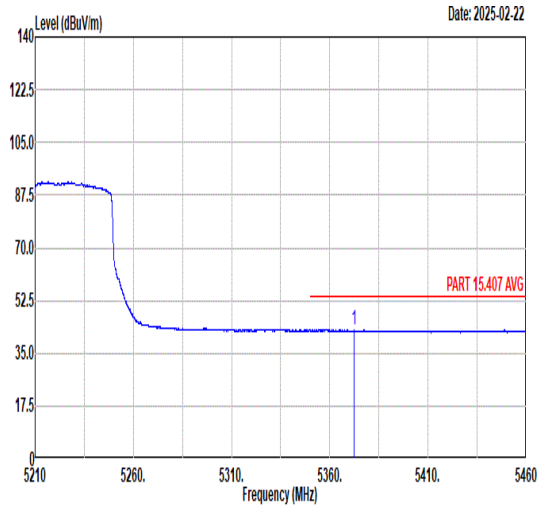 Freq Level Limit Line Margin (dB) Read Level Ant Factor Cable Loss Preamp Factor APos TPos Remark MHz dBuV/m dBuV/m dBuV dB/m dB dB cm deg 1 5372.38 42.76 54.00 -11.24 28.44 36.06 10.93 32.67 129 154 AVERAGE	Blank

Mode	72	
	Band Edge - L	
	U-NII-2A_5.25-5.35_802.11be EHT80_CH58_5290MHz	
ANT	1+2	
Pol.	Horizontal	Fundamental
Peak	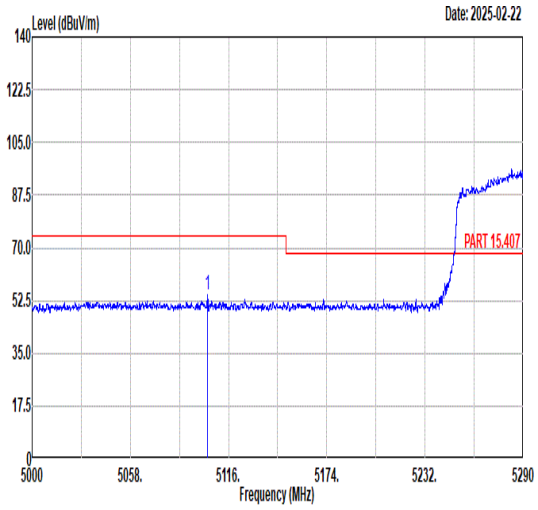 Freq Level Limit Line Margin (dB) Read Level Ant Factor Cable Loss Preamp Factor APos TPos Remark 1 5103.68 54.19 74.00 -19.81 39.91 35.79 11.11 32.62 394 116 PEAK	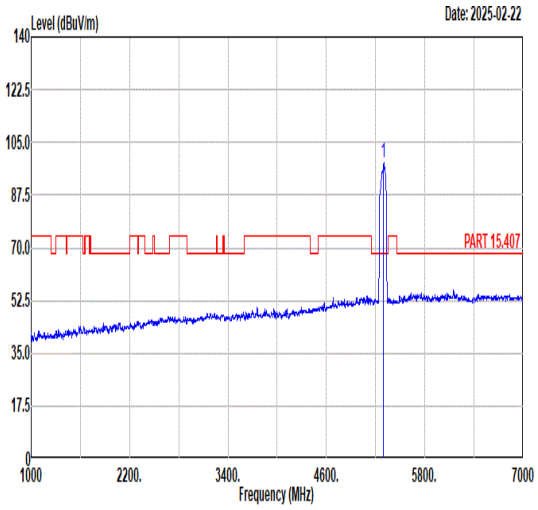 Freq Level Limit Line Margin (dB) Read Level Ant Factor Cable Loss Preamp Factor APos TPos Remark 1 5290.00 98.12 ------ ------ 83.97 35.83 10.98 32.66 394 116 PEAK
Avg	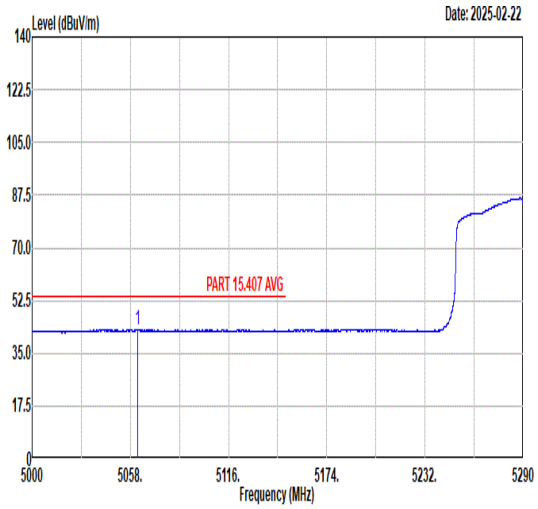 Freq Level Limit Line Margin (dB) Read Level Ant Factor Cable Loss Preamp Factor APos TPos Remark 1 5062.23 42.82 54.00 -11.18 28.50 35.80 11.13 32.61 394 116 AVERAGE	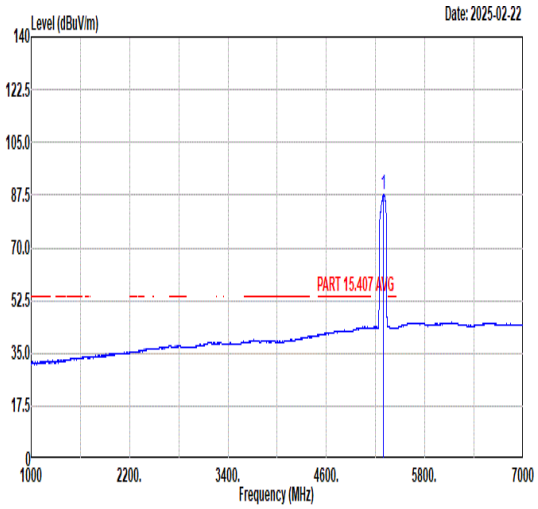 Freq Level Limit Line Margin (dB) Read Level Ant Factor Cable Loss Preamp Factor APos TPos Remark 1 5290.00 87.56 ------ ------ 73.44 35.80 10.98 32.66 394 116 AVERAGE

Mode	72	
	Band Edge - R	
	U-NII-2A_5.25-5.35_802.11be EHT80_CH58_5290MHz	
ANT	1+2	
Pol.	Horizontal	Fundamental
Peak	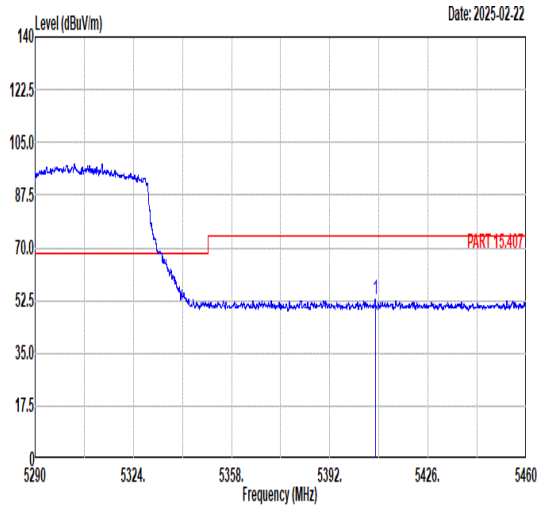 Freq Level Limit Line Margin (dB) Read Level Ant Factor Cable Loss Preamp Factor APos TPos Remark MHz dBuV/m dBuV/m dBuV dB/m dB dB cm deg 1 5407.73 52.81 74.00 -21.19 38.61 35.98 10.90 32.68 394 116 PEAK	Blank
Avg	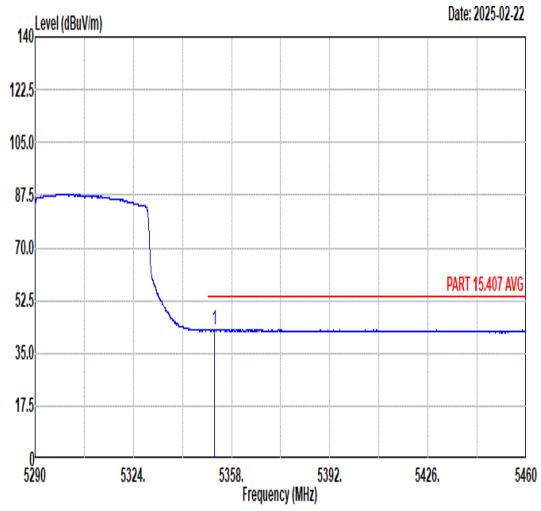 Freq Level Limit Line Margin (dB) Read Level Ant Factor Cable Loss Preamp Factor APos TPos Remark MHz dBuV/m dBuV/m dBuV dB/m dB dB cm deg 1 5352.14 42.81 54.00 -11.19 28.44 36.10 10.94 32.67 394 116 AVERAGE	Blank

Mode	72	
	Band Edge - L	
	U-NII-2A_5.25-5.35_802.11be EHT80_CH58_5290MHz	
ANT	1+2	
Pol.	Vertical	Fundamental
Peak	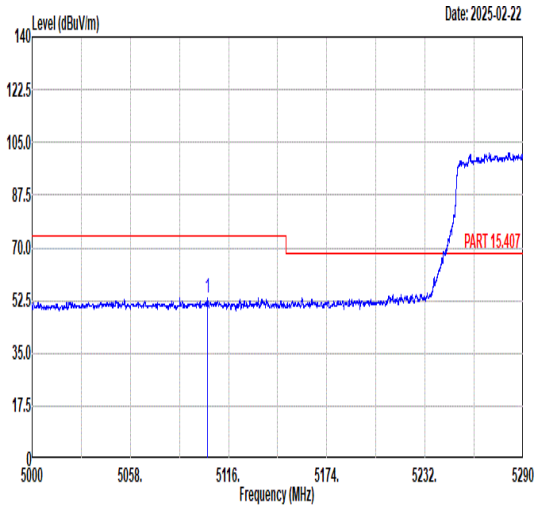 Freq Level Limit Line Margin (dB) Read Level Ant Factor Cable Loss Preamp Factor APos TPos Remark 1 5103.68 53.58 74.00 -20.42 39.30 35.79 11.11 32.62 152 172 PEAK	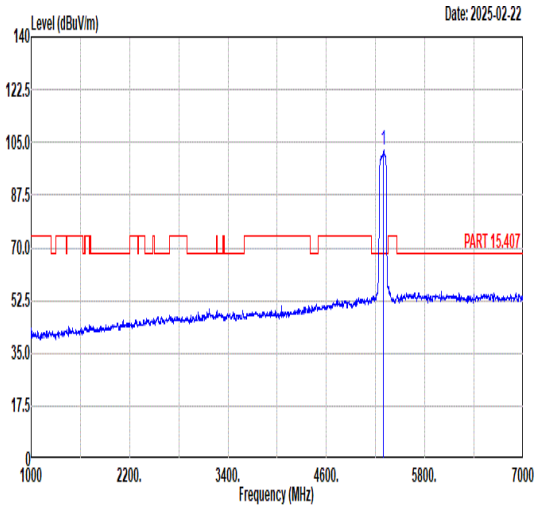 Freq Level Limit Line Margin (dB) Read Level Ant Factor Cable Loss Preamp Factor APos TPos Remark 1 5290.00 102.26 ------ ------ 88.14 35.80 10.98 32.66 152 172 PEAK
Avg	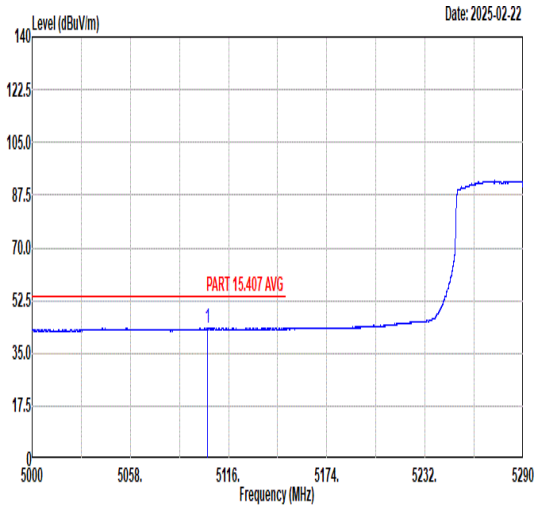 Freq Level Limit Line Margin (dB) Read Level Ant Factor Cable Loss Preamp Factor APos TPos Remark 1 5103.68 43.41 54.00 -10.59 29.13 35.79 11.11 32.62 152 172 AVERAGE	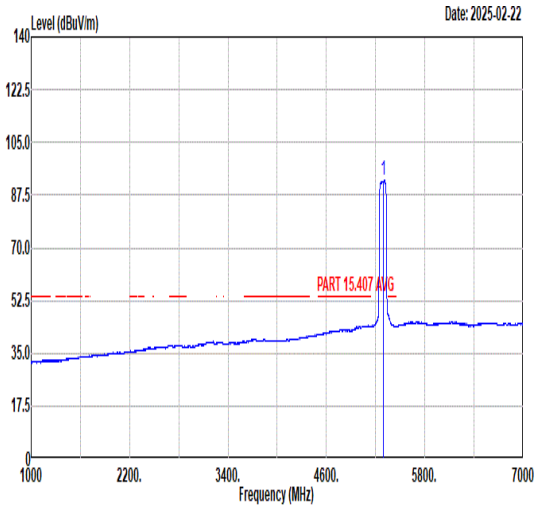 Freq Level Limit Line Margin (dB) Read Level Ant Factor Cable Loss Preamp Factor APos TPos Remark 1 5290.00 92.61 ------ ------ 78.43 35.87 10.97 32.66 152 172 AVERAGE

Mode	72	
	Band Edge - R	
	U-NII-2A_5.25-5.35_802.11be EHT80_CH58_5290MHz	
ANT	1+2	
Pol.	Vertical	Fundamental
Peak	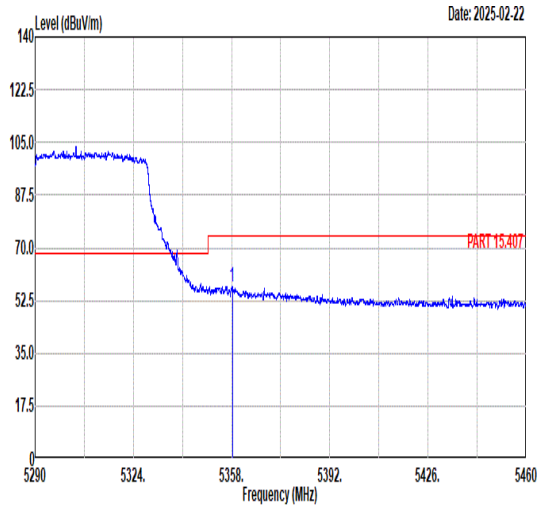 Freq Level Limit Line Margin (dB) Read Level Ant Factor Cable Loss Preamp Factor APos TPos Remark MHz dBuV/m dBuV/m dBuV dB/m dB dB cm deg 1 5358.26 57.19 74.00 -16.81 42.84 36.08 10.94 32.67 152 171 PEAK	Blank
Avg	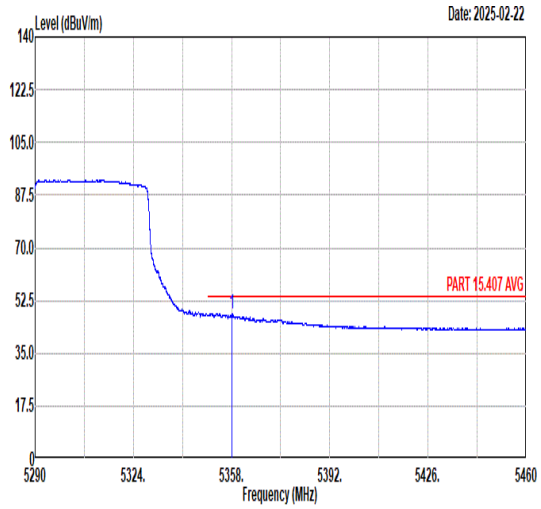 Freq Level Limit Line Margin (dB) Read Level Ant Factor Cable Loss Preamp Factor APos TPos Remark MHz dBuV/m dBuV/m dBuV dB/m dB dB cm deg 1 5358.09 48.18 54.00 -5.82 33.83 36.08 10.94 32.67 152 171 AVERAGE	Blank

Mode	73
	Band Edge - L
	U-NII-2C_5.47-5.725_802.11be EHT80_CH106_5530MHz
ANT	1+2

Pol.	Horizontal	Fundamental
Peak	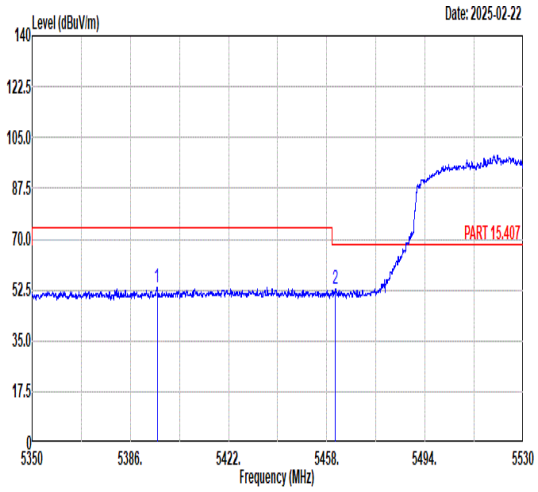 Freq Level Limit Line Margin (dB) Read Level Ant Factor Cable Loss Preamp Factor APos TPos Remark MHz dBuV/m dBuV/m dBuV dB/m dB dB cm deg 1 5395.81 53.40 74.00 -20.60 39.16 36.01 10.91 32.68 394 122 PEAK 2 5461.17 52.86 68.30 -15.44 38.48 35.94 11.13 32.69 394 122 PEAK	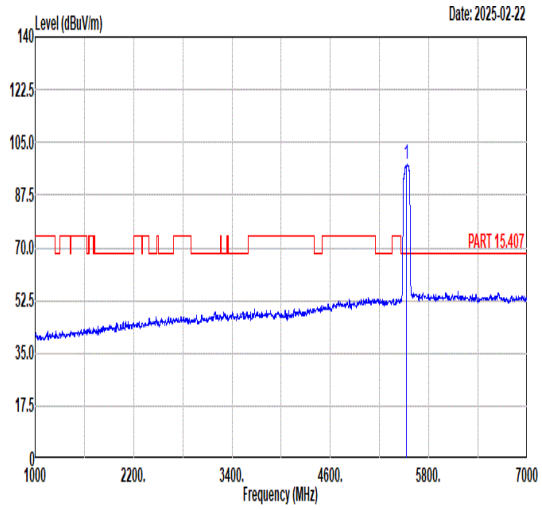 Freq Level Limit Line Margin (dB) Read Level Ant Factor Cable Loss Preamp Factor APos TPos Remark MHz dBuV/m dBuV/m dBuV dB/m dB dB cm deg 1 5530.00 97.51 ------ ------ 82.60 36.18 11.45 32.72 394 122 PEAK
Avg	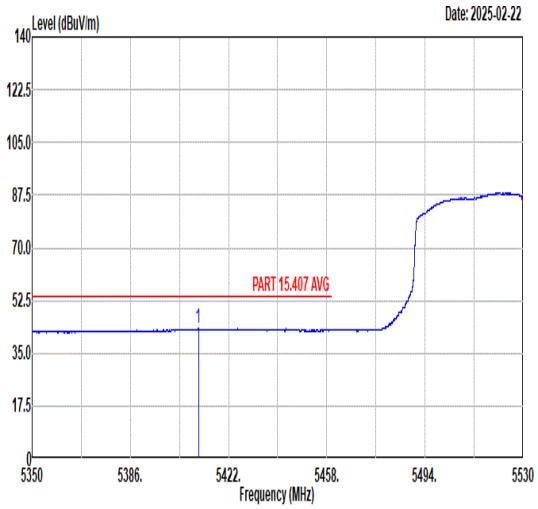 Freq Level Limit Line Margin (dB) Read Level Ant Factor Cable Loss Preamp Factor APos TPos Remark MHz dBuV/m dBuV/m dBuV dB/m dB dB cm deg 1 5410.93 43.09 54.00 -10.91 28.87 35.98 10.92 32.68 394 122 AVERAGE	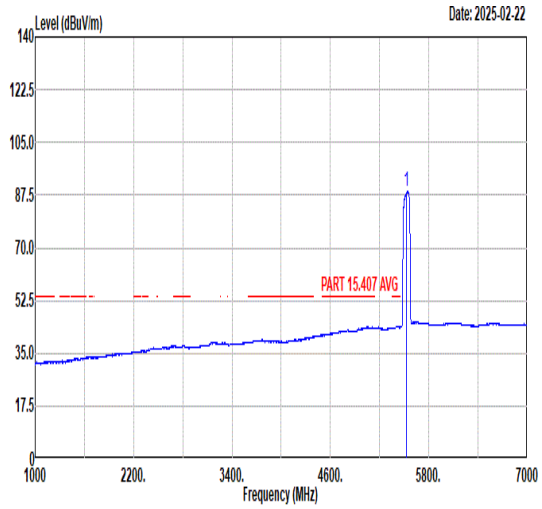 Freq Level Limit Line Margin (dB) Read Level Ant Factor Cable Loss Preamp Factor APos TPos Remark MHz dBuV/m dBuV/m dBuV dB/m dB dB cm deg 1 5530.00 88.67 ------ ------ 73.73 36.19 11.47 32.72 394 122 AVERAGE

Mode	73	
	Band Edge - R	
	U-NII-2C_5.47-5.725_802.11be EHT80_CH106_5530MHz	
ANT	1+2	
Pol.	Horizontal	Fundamental
Peak	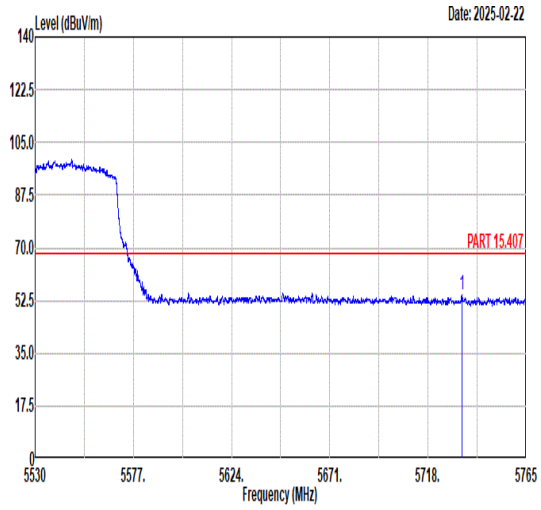 Freq Level Limit Line Margin (dB) Read Level Ant Factor Cable Loss Preamp Factor APos TPos Remark MHz dBuV/m dBuV/m dBuV dB/m dB dB cm deg 1 5734.12 54.33 68.30 -13.97 38.80 36.67 11.65 32.79 394 122 PEAK	Blank