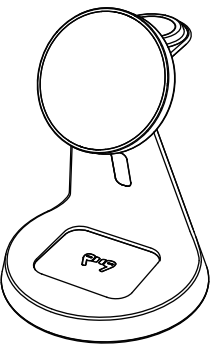







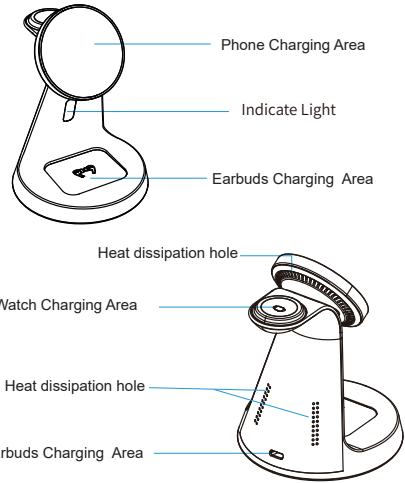


产品包材图档

说明书
注：以产品实际签样为准

<div><div>3 IN1 Fast Wireless Charger</div><div>USER MANUAL</div><div></div><div><p>Note: In order to charge 3 smart devices at the same time, please use 9V/2A adapter (QC 2.0 or QC 3.0) and quick charge cable. Otherwise, you may not charge smart phones or 3 smart devices at the same time, also it may damage the wireless charger.</p></div><div><div></div><div>MADE IN CHINA</div></div></div>	<div><div>English</div><div>Product appearance</div><div></div></div>	<div>Instructions for use</div> <div><div>1. Please use a 9V/2A or higher adapter (QC 2.0 or QC 3.0) and a fast charging cable.</div><div>2. Put the phone in the mobile phone charging area and the mobile phone can be charged</div><div>3. Place the watch in the watch charging area to charge the watch</div><div>4. Put the wireless charging Bluetooth earphone box in the earphone charging area to charge the earphone</div></div> <div><div>LIGHT INSTRUCTIONS</div><table><tr><td>Power On</td><td>•</td><td>The red blue light will turn off after 10 seconds if disconnected.</td></tr><tr><td>Standby</td><td>◦</td><td>No light</td></tr><tr><td>Charging</td><td>•</td><td>too blue light on, turn off after 20 seconds</td></tr><tr><td>FOO</td><td>◦•</td><td>too blue light flashing rapidly</td></tr></table></div> <div><div>TIPS</div><div>1. This 3-in-1 wireless charging station only supports Apple Watch S10/S9/S8/S7/S6/SE (55/54/53/52)/Ultra/Hermlies. (Note: Apple watch series 1 is not supported).</div><div>2. Do not charge the charging station of Apple products from the computer USB interface or other power converters.</div><div>3. When charging, place the enabled device in the center of each wireless charging area.</div><div>4. Make sure your device is in the middle of the cordless charger area.</div><div>5. The silicone shell of Watch and AirPods may cause abnormal charging. It is best to take it off before charging.</div></div>	Power On	•	The red blue light will turn off after 10 seconds if disconnected.	Standby	◦	No light	Charging	•	too blue light on, turn off after 20 seconds	FOO	◦•	too blue light flashing rapidly
Power On	•	The red blue light will turn off after 10 seconds if disconnected.												
Standby	◦	No light												
Charging	•	too blue light on, turn off after 20 seconds												
FOO	◦•	too blue light flashing rapidly												

<div><div>FCC Warning Statement</div><div><p>This device complies with parts 15 of the FCC Rules. Operation is subject to the following two conditions:</p><p>(1) This device may not cause harmful interference, and</p><p>(2) this device must accept any interference received, including interference that may cause occasional operation of the device or modification of its normal operation.</p><p>Note: This device has been tested and found to comply with the limits for a Class B digital device, pursuant to Part 15 of the FCC Rules. These limits are designed to provide reasonable protection against harmful interference in a residential installation.</p><p>This equipment generates, uses and can radiate radio frequency energy and, if not installed and used in accordance with the instructions, may cause harmful interference to radio communications. However, there is no guarantee that interference will not occur in a particular installation.</p><p>If this device does cause harmful interference to radio or television reception, which can be determined by turning the device off and on, the user is encouraged to try to correct the interference by one or more of the following measures:</p><ul style="list-style-type: none">—Reorient or relocate the receiving antenna.—Increase the separation between the device and receiver.—Connect the device into an outlet on a circuit different from that to which the receiver is connected.—Consult the dealer or an experienced radio/TV technician for help.<p>Changes to modifications not expressly approved by the party responsible for compliance could void the user's authority to operate the equipment.</p><p>FCC Radiation Exposure Statement:</p><p>This device complies with FCC RF radiation exposure limits set forth for an uncontrolled environment. When used the device, a distance of 20 cm between the radiator and user's body shall maintain.</p></div></div>	<div><div>IC Warning Statement</div><div><p>This device complies with Innovation Science and Economic Development Canada's licence-exempt RSSB. Operation is subject to the following two conditions:</p><p>(1) the device may not cause interference, and</p><p>(2) the device must accept any interference, including interference that may cause occasional operation of the device.</p><p>Declaration de l'ISED Canada:</p><p>Cet appareil conforme des Normes d'Interférence sans licence / conformes à l'innovation/ISED exemption de licence de Sciences et Développement économique Canada. L'opération est sous réserve des deux conditions suivantes:</p><p>(1) Cet appareil ne doit pas causer d'interférence et</p><p>(2) cet appareil doit accepter toute interférence, y compris peut provoquer la fonctionnement irrégulier de l'appareil.</p><p>Caution aux utilisateurs:</p><p>Cet équipement est conforme aux restrictions du Canada Interférence sans licence / exemption de licence de Sciences et Développement économique Canada. L'opération est sous réserve des deux conditions suivantes:</p><p>(1) Cet équipement ne doit pas causer d'interférence et</p><p>(2) Cet équipement doit accepter toute interférence, y compris peut provoquer la fonctionnement irrégulier de l'appareil.</p><p>Changements / modifications non approuvés exprès par la partie responsable de la conformité pourraient annuler l'autorité de l'utilisateur à utiliser l'appareil.</p><p>Cet appareil expose l'utilisateur à des champs électromagnétiques et à des ondes radio. L'utilisateur doit maintenir une distance minimale de 20 cm de son corps et de son environnement immédiat pendant l'utilisation.</p></div></div>
---	--

产品包材标准			
产品型号	ZJ02常规(不含适配器) 说明书	产品名称	ZJ02 常规(不含适配器) 说明书
尺寸	75*90mm（合起来尺寸）	材质	157g铜版纸
工艺说明/印刷要求	四色印刷，双面彩印，7折页	比例	1:1
使用单位	mm	版本	A0
物料编码		时间	2025-02-11
制图	尹	审核	