

NAME OF TEST: TRANSMITTER FREQUENCY STABILITY
(TEMPERATURE)

TEST CONDITIONS: Ambient temperature 24 °C
Relative humidity 43 %
Standard Voltage 120 VAC

SPECIFICATION: FCC 47 CFR 2.1055 (a) (1)

GUIDE: TIA/EIA-603 2.2.2

MEASUREMENT PROCEDURE:

1. The Equipment Under Test (EUT) was set up as shown on the following diagram.
2. The EUT was tested for frequency error from -30°C to +50°C in 10°C increments.
3. The frequency error was recorded in parts per million (PPM)

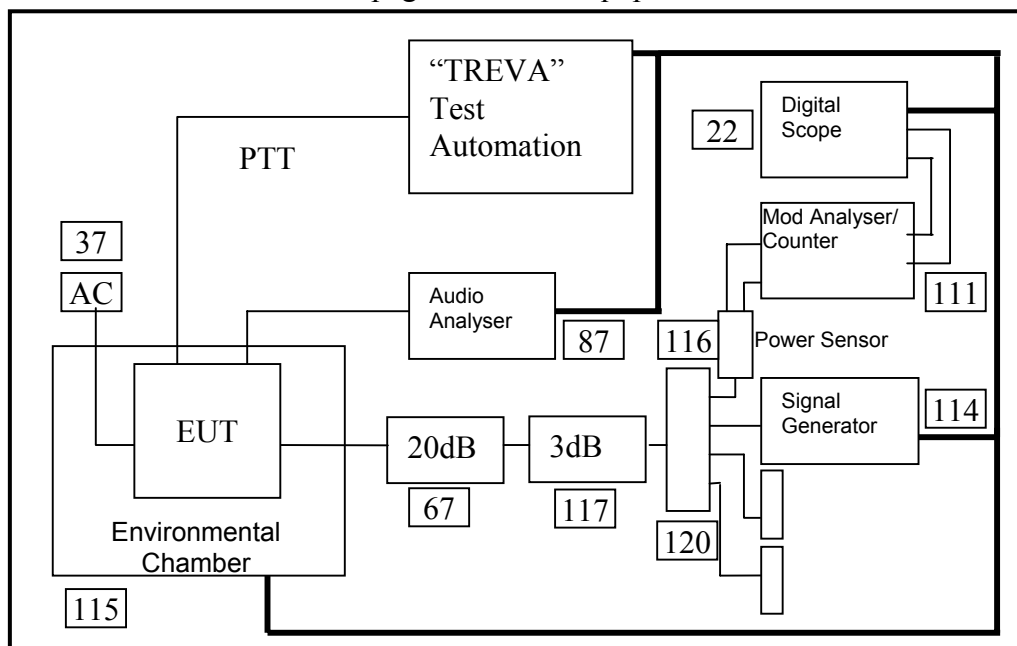
MEASUREMENT RESULTS:

See the plot on the following page.

LIMIT CLAUSE: FCC 47 CFR 90.213
Frequency 454.025 MHz

Channel Spacing (kHz)	Frequency Error (PPM)
25	2.5

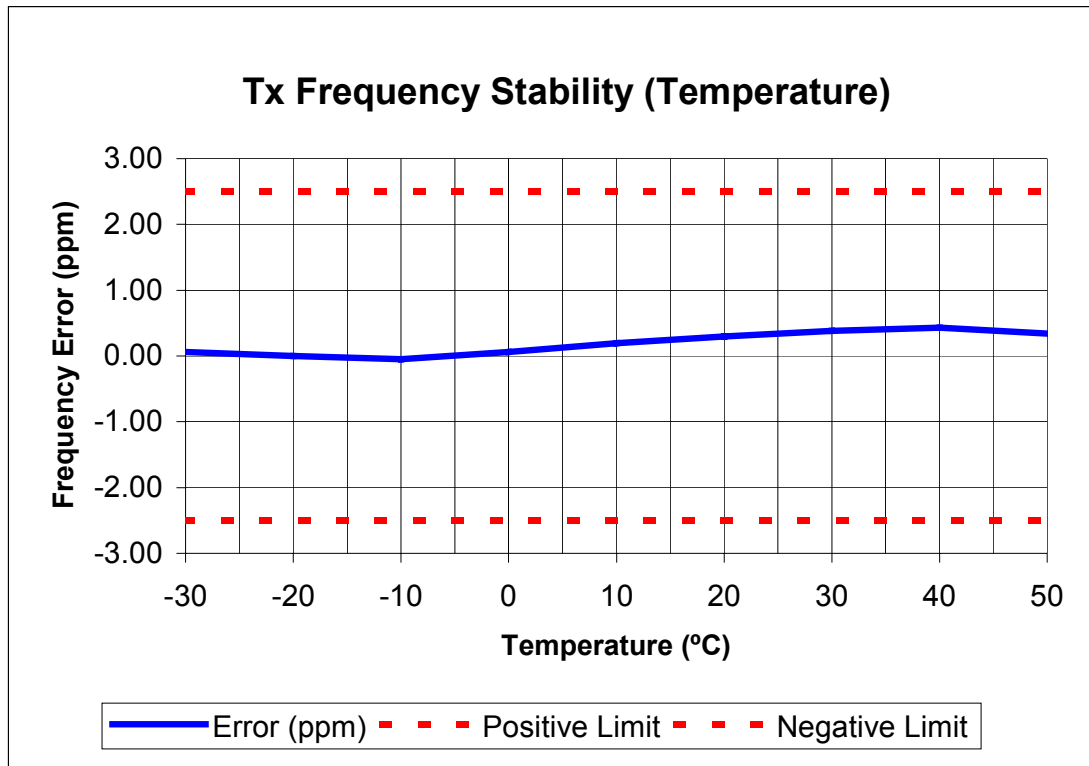
TEST SETUP: See page 23 for test equipment information.



FCC ID: CASTEL0061
NAME OF TEST: TRANSMITTER FREQUENCY STABILITY
(TEMPERATURE)

SPECIFICATION: FCC 47 CFR 2.1055 (a) (1)

Frequency 454.025 MHz



Exciter T857-26-1010

NAME OF TEST: TRANSMITTER FREQUENCY STABILITY
(VOLTAGE)

TEST CONDITIONS : Ambient temperature 27 °C
Relative humidity 37 %
Standard Voltage 120 VAC

SPECIFICATION: FCC 47 CFR 2.1055 (d) (1)

GUIDE: TIA/EIA-603 2.2.2

MEASUREMENT PROCEDURE:

1. The Equipment Under Test (EUT) was set up as shown on the following diagram.
2. The EUT was tested for frequency error at an input voltage to the power supply of 85% to 115%, by means of AC Power supply and variac
3. The frequency error was recorded in parts per million (PPM)

MEASUREMENT RESULTS:

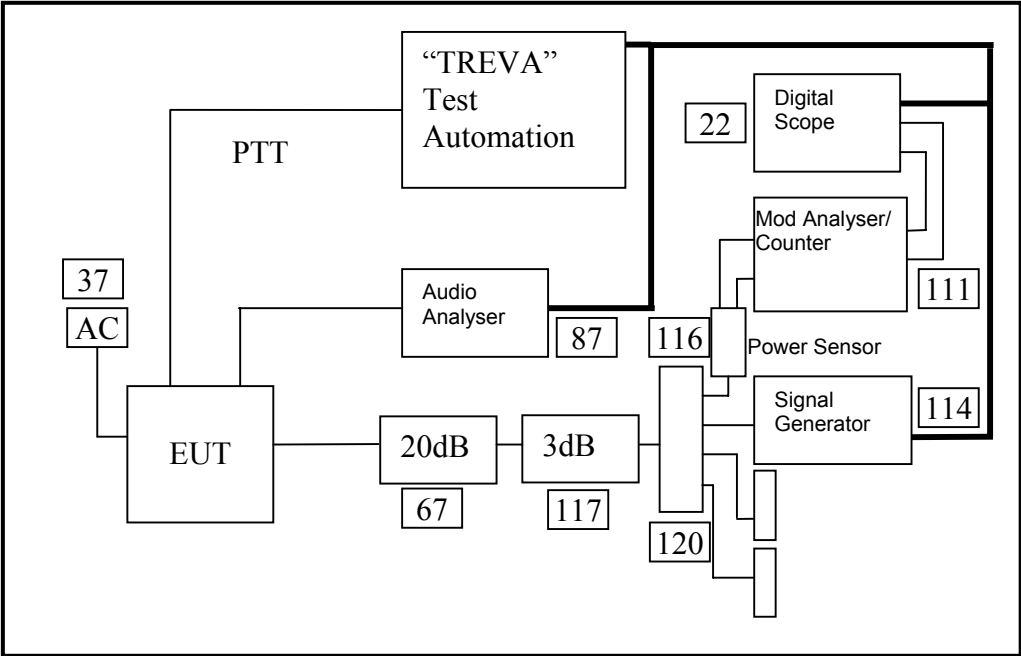
See result table on next page.

LIMIT CLAUSE: FCC 47 CFR 90.213

Frequency Range 454.025 MHz

Channel Spacing (kHz)	Frequency Error (PPM)
25	2.5

TEST SETUP: See page 23 for test equipment information.



Channel Spacing (25 kHz)	Frequency Error (ppm) @ 454.025 MHz		
	102VAC	120 VAC	138 V AC
T857-26-1010 exciter	+ 0.148	+ 0.139	+ 0.152
Limit	2.5	2.5	2.5