



SETUP PHOTOGRAPHS


Photograph No.1
Transmitter shutdown and OBW measurement setup



Photograph No.2
Spurious emissions measurement setup in the anechoic chamber below 30 MHz



Photograph No.3
Spurious emissions measurement setup in the anechoic chamber in 30 -1000 MHz



Photograph No.5
Spurious emissions measurement setup in the anechoic chamber above 1 GHz

