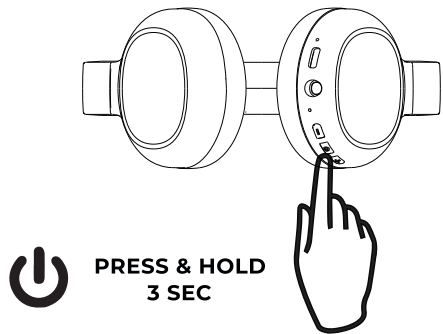
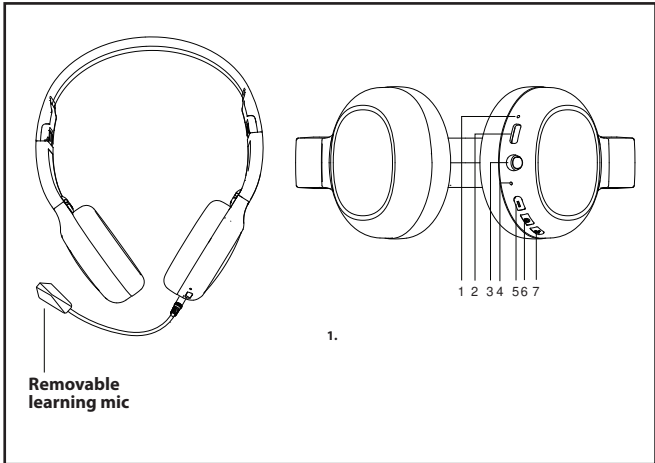


INSTRUCTION MANUAL FOR Kids BT HP4

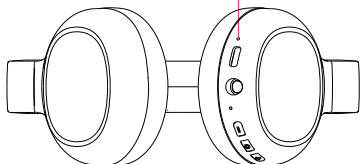
WIRELESS HEADPHONES

For Items: HP403056, HP403136, HP403371 & HP403708

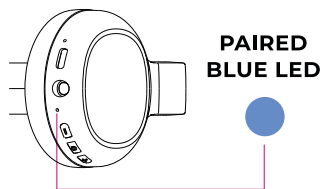


Press and hold the power button to turn **on** your headphones. Press and hold the power button to turn **off** your headphones.

PAIRING MODE
RED & BLUE
FLASHING LED

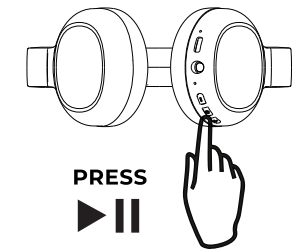


The LED indicator light will alternately flash red and blue to indicate that your headphones are in pairing mode.

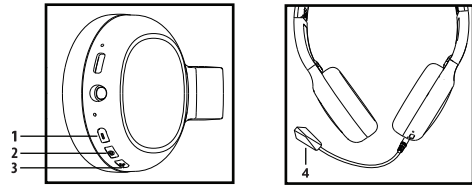


PAIRED
BLUE LED

The LED Indicator Light will stop blinking and remain blue to indicate that the headphone is paired with your phone. Note that the light may blink slowly anytime music is playing.



Press the Play/Pause Button to play a track. Press it again to pause a track.



1. Press once to decrease volume / Press and hold to go back to the last track
2. Press once to play/pause a track, or to answer/end a call
Double press to redial
Fast press three times to activate voice assistant
Press and hold to power ON/OFF or reject a call
3. Press once to increase volume / Press and hold to go to the next track
4. While in Bluetooth mode, you can plug the included learning MIC into the AUX port to enhance the call clarity.

Note: When using the learning MIC, the built-in microphone in the headphone will be temporarily disabled.

Important Safety Precautions

When using your Bluetooth Headphones, basic safety precautions should always be followed, including the following:

1. READ ALL INSTRUCTIONS BEFORE USING YOUR HEADPHONES.
2. Do not use your headphones near water. Clean using a dry or slightly moist cloth.
3. Do not place your headphones on any wet surfaces.
4. Do not allow children or the infirm to play with your headphones without adult supervision.
5. Do not expose your headphones to excessive heat, flames or fire.
6. Always press all buttons or switches carefully. Do not manhandle your headphones.
7. Do not use in extremely dry environments, as this can lead to static discharge during usage.
8. Do not expose your headphones to temperatures above 40°C. Keep out of direct sunlight.
9. Do not attempt to repair this product yourself. Contact a qualified service center if your headphones are in need of service.
10. Do not drop, puncture or expose your headphones to excessive trauma.
11. Your headphones are not intended for commercial use.
12. Unplug this device when not in use for long periods of time or during lightning storms.
13. Do not place near objects that generate a strong magnetic field.



BATTERY WARNING:

- The device is equipped with an integrated lithium ion battery. The battery cannot be replaced. Do not attempt to remove the battery from the device.
- Do not dispose of in fire or expose to excessive heat.
- Do not crush, puncture, incinerate, or short circuit external contacts.
- Please recycle or dispose of the battery properly. Contact your local recycling facilities and/or the manufacturer for further information.

Maintenance and Care

- Before using your headphones, inspect the ports to make sure that they are clear of dust and debris before charging.
- Use a soft cloth to clean your headphones. Never use any harsh chemicals or detergents. Make sure your headphones are dry before using.
- When your headphones are not in use, they should be stored in a cool, dry place.
- Never tug or yank on the charging cable while it is connected to your headphones. Connect and disconnect this cable as carefully as possible.
- Never expose your headphones to high temperatures, extreme cold, high humidity or excessive moisture or water.
- Please recycle or dispose of your headphones properly based on the laws and rules of your municipality. Contact local recycling facilities and/or the manufacturer of your headphones for further information.



Introduction

Thank you for purchasing your Bluetooth Headphones. You can use your headphones with most smartphones and Bluetooth devices to stream music and enjoy hands-free calling. In order to get the best results when using this device, please read this manual first before using.

Package Contents

- Bluetooth Headphones
- Micro USB Charging Cable
- User's Manual with Warranty Information
- AUX Cable
- Removable Learning mic

Specifications

Frequency Range: 20Hz-20KHz
Bluetooth Range: Up to 33 Feet (10 Meters)
Charging Input: DC 5V
Bluetooth Version: V5.3
Battery Type: Lithium Polymer Battery
Playing Time: 5 Hours
Charge Time: 1-2 Hours

One Year Warranty

This warranty covers the original consumer purchaser only and is not transferable.

This warranty covers products that fail to function properly UNDER NORMAL USAGE, due to defects in material or workmanship. Your product will be repaired or replaced at no charge for parts or labor for a period of one year.

What Is Not Covered by Warranty

Damages or malfunctions not resulting from defects in material or workmanship and damages or malfunctions from other than normal use, including but limited to, repair by unauthorized parties, tampering, modification or accident.

To Obtain Warranty Service and Troubleshooting Information:
Call 1-800-592-9541 in the U.S.

To receive Warranty service along with the name and address of an authorized product service center, the original consumer purchaser must contact us for problem determination and service procedures. Proof of purchase in the form of a bill of sale or receipted invoice, evidencing that the product is within the applicable Warranty period(s), MUST be presented in order to obtain the requested service. It is your responsibility to properly package and send any defective products along with a dated copy of proof of purchase, a written explanation of the problem, and a valid return address to the authorized service center at your expense. Do not include any other items or accessories with the defective product. Any products received by the authorized service center that are not covered by warranty will be returned unrepai

FCC Compliance Statement

This device complies with Part 15 of the FCC Rules. Operation is subject to the following two conditions: (1) this device may not cause harmful interference, and (2) this device must accept any interference received, including interference that may cause undesired operation.

Changes or modifications to this unit not expressly approved by the party responsible for compliance could void the user's authority to operate the equipment.

NOTE: This equipment has been tested and found to comply with the limits for a Class B digital device, pursuant to Part 15 of the FCC Rules. These limits are designed to provide reasonable protection against harmful interference in a residential installation. This equipment generates uses and can radiate radio frequency energy and, if not installed and used in accordance with the instructions, may cause harmful interference to radio communications. However, there is no guarantee that interference will not occur in a particular installation. If this equipment does cause harmful interference to radio or television reception, which can be determined by turning the equipment off and on, the user is encouraged to try to correct the interference by one or more of the following measures:

- Reorient or relocate the receiving antenna.
 - Increase the separation between the equipment and receiver.
 - Connect the equipment into an outlet on a circuit different from that to which the receiver is connected.
 - Consult the dealer or an experienced radio/TV technician for help.
- This device and its antenna(s) must not be co-located or operation in conjunction with any other antenna or transmitter.

Radiation Exposure Statement

The device has been evaluated to meet general RF exposure requirement in portable exposure condition without restriction.