

SYSCOM 1000T

1000ft FULL-DUPLEX WIRELESS INTERCOM SYSTEM

USER MANUAL

Version1.2

INTRODUCTION

This Wireless Intercom System contains 1 Base Station, supports up to 8 Beltpacks and Wireless Tally Function. It also support 5 channels of analog voice input and 4 channels of analog voice output. Featuring with wireless Tally distribution function, therefore, the system can seamlessly communicate with the voice and tally ports of the universal switcher.

The Base Station supports AC & DC wide voltage power supply, can offer 1-8 channel to 8 beltpacks, allocation of code and channel number can be done wirelessly for the Beltpacks. Each Beltpack powered by rechargeable lithium battery, easy to carry, customer can equip 1-8 Beltpacks according to using demand.

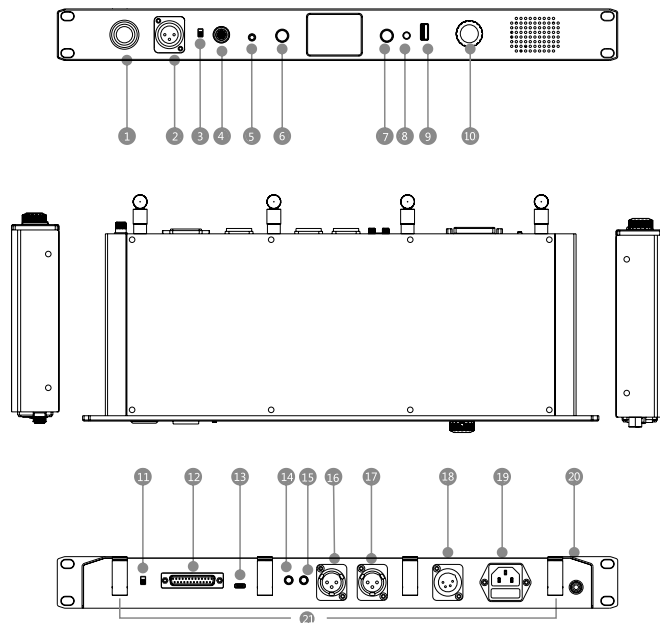
■ Features

- Carrier-grade voice quality, 1000ft working range
- 1.9GHz frequency band, supports frequency configuration for different territory Full-duplex wireless communication
- Full duplex wireless communication
- Base Station support up to 8 Beltpacks simultaneous call, and 5 channels analog voice input/output to the switcher
- The Base Station can supports Gooseneck Microphone, speaker ,LEMO headset and 4-segment 3.5mm earphone call
- Beltpack powered by built-in lithium battery , will provide more than 8 hours of battery life
- Base Station equiped with four external antennas
- Support Wireless Tally
- 10-20V DC wide voltage input; 110-240 V AC input
- Support U flash disk or USB automatic upgrade
- Industrial metal shell, stable and reliable
- Provides full list of accessories

PARAMETERS

	Base Station	Beltpack
Interface	4-Antenna Interfaces(SMA-K Female Connector), AC Type Power Socket AC Input, 4-pin XLR Male Connector DC Input, 3.5mm Headphone Port 8-pin LEMO Female Connector Headphone Socket, 3-pin XLR Female Connector Goseckneck Microphone Input; 3-pin XLR Female Connector Audio In 3-pin XLR Male Connector Audio out; DB25 Female connector,Tally Input; Type-C USB2.0 Interface	2-Antenna Interfaces(SMA-K Female Connector), 3.5mm Headphone Port 8-pin LEMO Female Headphone Socket, 3.5mm Tally output, Type-C USB2.0 interface
Power Supply Voltage Range	10~20V DC Input; 110V~240V AC Input	4000mAh Polymer Lithium Battery
Frequency Response	300Hz to 4KHz	
Signal-to-noise Ratio	>50dB	
Distortion	<2%	
Working Range	Under LOS, 1000ft working range from Base Station to Beltpack	
Frequency Band	CE:1881.799~1897.344MHz FCC: 1921.536~1928.448 MHz	
Modulation Mode	GFSK	
Transmit Power	CE: Maximum 20.6dBm FCC: Maximum 19.5dBm	CE: Maximum 20.8 dBm FCC: Maximum 20.27dBm
Receiver Sensitivity	≤ -93dBm	≤ -93dBm
Bandwidth	1.728MHz	1.728MHz
Power Consumption	<6W	<2W
Size	(L x W x H): 482.6X175X44.4mm	(L x W x H): 120X71X25 mm
Net Weight	2921g	302g
Temperature Range	0 ~ 40° C (Operating condition); -20 ~ 60° C (Storage Mode)	0 ~ 40° C (Operating condition); -20 ~ 60° C (Storage Mode)
Certification	FCC, CE	FCC, CE

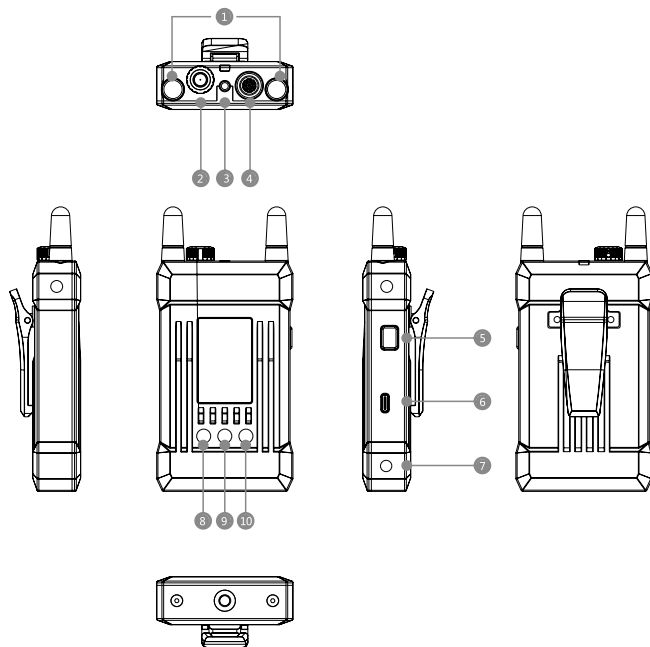
INTRODUCTION



Base Station

- ① Power Switch
- ② Gooseneck Micphone(3-pin XLR Female connector)
- ③ Gooseneck Micphone Moving-coil and Capacitance mode switcher
- ④ LEMO Headset Interface
- ⑤ 3.5mm Headphone Interface (American Standard)
- ⑥ Base Station Mic mute button
- ⑦ Beltpack MIC mute button
- ⑧ Base Station Pairing button
- ⑨ USB2.0 interface
- ⑩ Base Station Volume Control knob
- ⑪ DIP switch (Tally interface mode selection)
- ⑫ TALLY Control Interface
- ⑬ TYPE-C USB interface
- ⑭ AUDIO IN Amplitude Adjustment Knob
- ⑮ AUDIO OUT Amplitude Adjustment Knob
- ⑯ Analog Voice Output (3-pin XLR male)
- ⑰ Analog Voice Input(3-pin XLR female)
- ⑱ DC power supply (4-pin XLR male)
- ⑲ AC power supply (International 3-pin type)
- ⑳ Grounding Rod
- ㉑ RF antenna port(SMA-K female connector)

INTRODUCTION

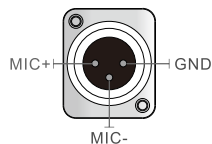


Beltpack

- ① RF antenna port(SMA-K female connector)
- ② Power Switch and Volume Control knob
- ③ 3.5mm Headphone Port
- ④ LEMO Headset Port
- ⑤ Mute/Call Button
- ⑥ USB Charging Port
- ⑦ 3-segment 3.5mm Tally output
- ⑧ Left/up Key
- ⑨ Menu/Confirm Button
- ⑩ Right/Down Key

INSTALLATION AND APPLICATION

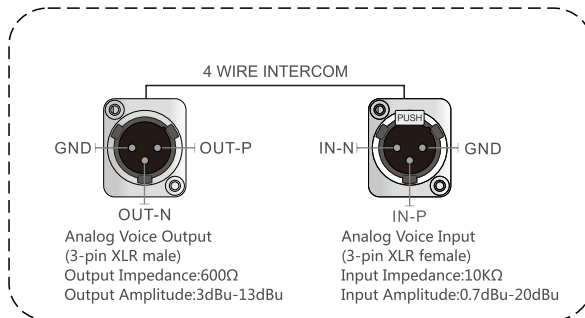
■ Base Station Interfaces



Gooseneck Micphone
(3-pin XLR Female Connector)

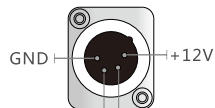


3.5mm Headphone Port




OUT-N
Analog Voice Output
(3-pin XLR male)
Output Impedance:600Ω
Output Amplitude:3dBu-13dBu

IN-P
Analog Voice Input
(3-pin XLR female)
Input Impedance:10KΩ
Input Amplitude:0.7dBu-20dBu



Hang in the air
DC Power Supply (4-pin XLR male)

PACKING LIST



1



2



3



4




5



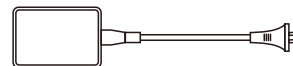
6



7



8



9

- | | | |
|---------------------------------------|----------------|---|
| 1 Base Station | 2 Beltpack | 3 Professional Moving-coil Side-ear Headset |
| 4 1.9G High-Gain Base Station Antenna | 5 TYPE C Cable | 6 AC Power Cable |
| 7 Gooseneck Microphone | 8 User Manual | 9 Beltpack Charger |

PS: Base Station supports maximum 8 Beltpacks, customer can choose how many pcs to use according to requirement.
Please subject to actual shipment as the standard if any difference in accessories and beltpacks.

■ Optional Accessories

- Headset: 3.5mm professional single-sided headset with capacitive microphone
3.5mm small single-sided phone call headset
3.5mm Air duct earphone
- Audio Cables: 3-pin XLR audio cable , support cascade
3.5mm switch to XLR audio cable , HLWI0108B connect to 9611-C
- Antenna: 1m Antenna extension cable
- Power Cable: D-TAP to 4-pin XLR DC power cable
- Gooseneck Microphone: Capacitance Gooseneck Microphone
- Package: High-grade Rubber Roller Case
- Stand: Beltpack Stand
- Tally Light: External Double-Color Tally Light and extension line

FCC STATEMENT

1, This device complies with Part 15 of the FCC Rules. Operation is subject to the following two conditions:

(1) This device may not cause harmful interference.

(2) This device must accept any interference received, including interference that may cause undesired operation.

2, Changes or modifications not expressly approved by the party responsible for compliance could void the user's authority to operate the equipment.

■ NOTE

This equipment has been tested and found to comply with the limits for a Class B digital device, pursuant to Part 15 of the FCC Rules. These limits are designed to provide reasonable protection against harmful interference in a residential installation.

This equipment generates uses and can radiate radio frequency energy and, if not installed and used in accordance with the instructions, may cause harmful interference to radio communications. However, there is no guarantee that interference will not occur in a particular installation. If this equipment does cause harmful interference to radio or television reception, which can be determined by turning the equipment off and on, the user is encouraged to try to correct the interference by one or more of the following measures:

Reorient or relocate the receiving antenna.

Increase the separation between the equipment and receiver.

Connect the equipment into an outlet on a circuit different from that to which the receiver is connected.

Consult the dealer or an experienced radio/TV technician for help.

FCC STATEMENT

■ FOR BELTPACK

This is a radio transmitter and receiver. It is designed and manufactured not to exceed the emission limits for exposure to radio frequency (RF) energy set by the Federal Communications Commission (FCC) of the U.S. Government. These limits are part of comprehensive guidelines and establish permitted levels of RF energy for the general population. The guidelines are based on the safety standards previously set by both U.S. and international standards bodies. These standards include a substantial safety margin designed to assure the safety of all persons, regardless of age and health. This device and its antenna must not be co-located or operating in conjunction with any other antenna or transmitter. This product has been shown to be capable of compliance for localized specific absorption rate (SAR) for uncontrolled environment/general population exposure limits specified in ANSI/IEEE Std. C95.1-1992 and had been tested in accordance with the measurement procedures specified in FCC/OET Bulletin 65 Supplement C (2001) and IEEE 1528.

When worn on the body, using the approved clip provided with the product, because the use of other non-approved accessories may result in exposure levels exceed the limits.

■ FOR BASE STATION

This equipment complies with FCC radiation exposure limits set forth for an uncontrolled environment. This equipment should be installed and operated with minimum distance 20cm between the radiator& your body.

This transmitter must not be co-located or operating in conjunction with any other antenna or transmitter.

FOLLOW US



HollylandTech



HollylandTech



86-755-8614-6192

86-755-8600-0682

www.hollyland-tech.com

sales@hollyland-tech.com

8F, Building 5#D, Skyworth Innovation Valley,
Tangtou Road, Shiyuan Street, Baoan District, Shenzhen, China

SHENZHEN HOLLYLAND TECHNOLOGY CO.,LTD