Mode	15	
	Harmonic	
	U-NII-1_5.15-5.25_802.11ax HE80_CH42_Full RU_5210MHz	
Pol.	Horizontal	Vertical
Peak Avg	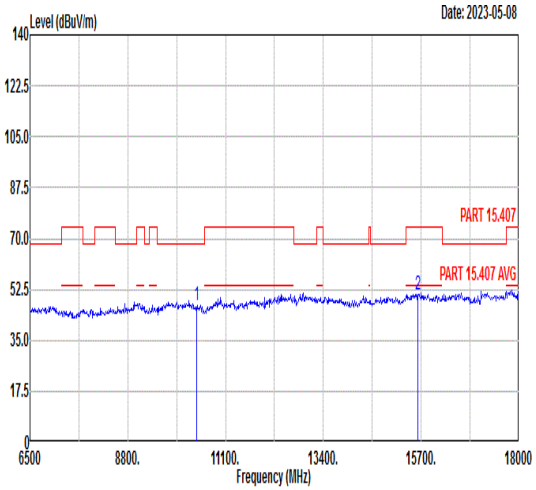 Freq Level Limit Line Margin (dB) Read Level Ant Factor Cable Loss Preamp Factor APos TPos Remark MHz dBuV/m dBuV/m dBuV dB/m dB dB cm deg 1 10420.00 47.04 68.30 -21.26 56.25 37.65 13.51 60.37 --- --- Peak 2 15630.00 50.84 74.00 -23.16 53.45 40.59 15.56 58.76 --- --- Peak	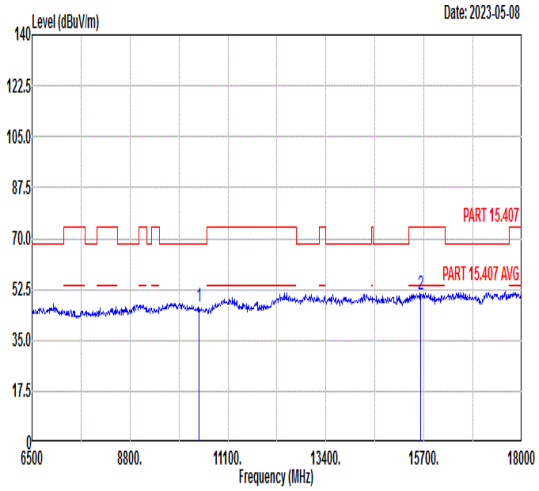 Freq Level Limit Line Margin (dB) Read Level Ant Factor Cable Loss Preamp Factor APos TPos Remark MHz dBuV/m dBuV/m dBuV dB/m dB dB cm deg 1 10420.00 46.45 68.30 -21.85 55.66 37.65 13.51 60.37 --- --- Peak 2 15630.00 50.91 74.00 -23.09 53.52 40.59 15.56 58.76 --- --- Peak

Mode	16	
	Band Edge - L	
	U-NII-1_5.15-5.25_802.11ax HE160_CH50_Full RU_5250MHz	
Pol.	Horizontal	Fundamental
Peak	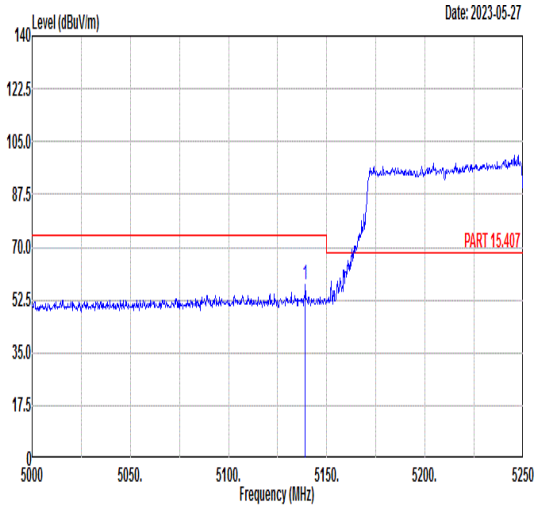 Freq Level Limit Line Margin (dB) Read Level Ant Factor Cable Loss Preamp Factor APos TPos Remark MHz dBuV/m dBuV/m dBuV dB/m dB dB cm deg 1 5139.00 57.47 74.00 -16.53 47.85 34.54 7.91 32.83 100 158 PEAK	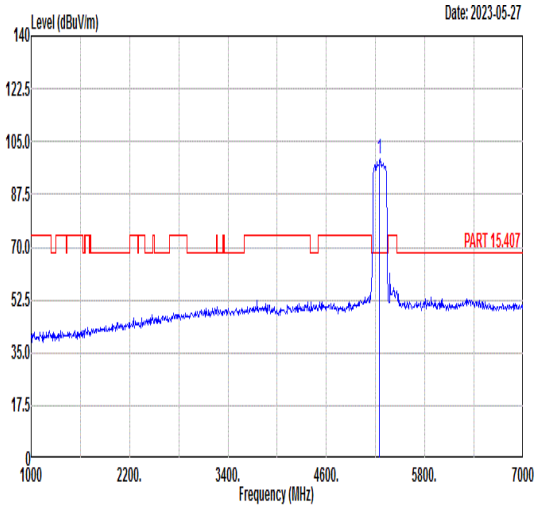 Freq Level Limit Line Margin (dB) Read Level Ant Factor Cable Loss Preamp Factor APos TPos Remark MHz dBuV/m dBuV/m dBuV dB/m dB dB cm deg 1 5250.00 99.33 ------ ------ 89.76 34.50 8.09 33.02 100 158 PEAK
Avg	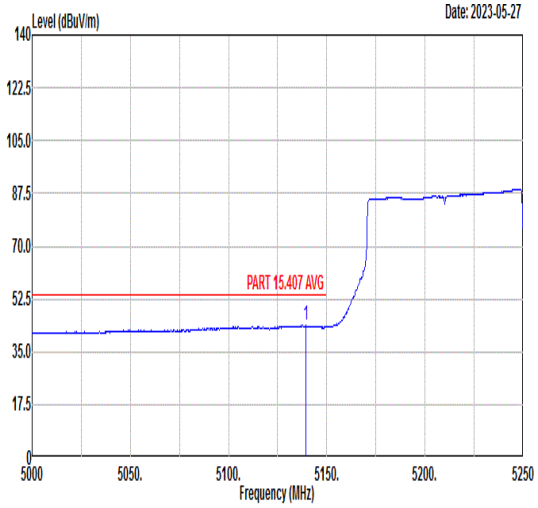 Freq Level Limit Line Margin (dB) Read Level Ant Factor Cable Loss Preamp Factor APos TPos Remark MHz dBuV/m dBuV/m dBuV dB/m dB dB cm deg 1 5139.25 43.71 54.00 -10.29 34.09 34.54 7.91 32.83 100 158 AVERAGE	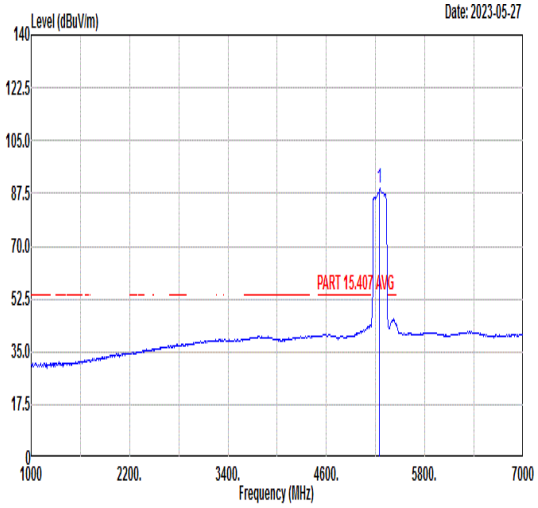 Freq Level Limit Line Margin (dB) Read Level Ant Factor Cable Loss Preamp Factor APos TPos Remark MHz dBuV/m dBuV/m dBuV dB/m dB dB cm deg 1 5250.00 89.04 ------ ------ 79.48 34.50 8.07 33.01 100 158 AVERAGE

Mode	16	
	Band Edge - R	
	U-NII-1_5.15-5.25_802.11ax HE160_CH50_Full RU_5250MHz	
Pol.	Horizontal	Fundamental
Peak	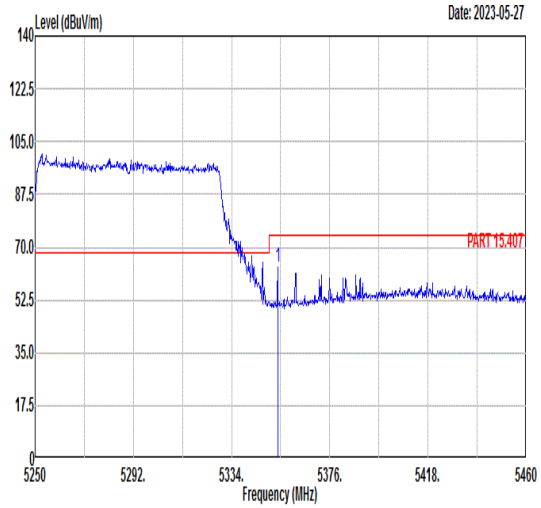 Freq Level Limit Line Margin (dB) Read Level Ant Factor Cable Loss Preamp Factor APos TPos Remark MHz dBuV/m dBuV/m dBuV dB/m dB dB cm deg 1 5353.74 63.59 74.00 -10.41 53.97 34.46 8.34 33.18 100 158 PEAK	Blank
Avg	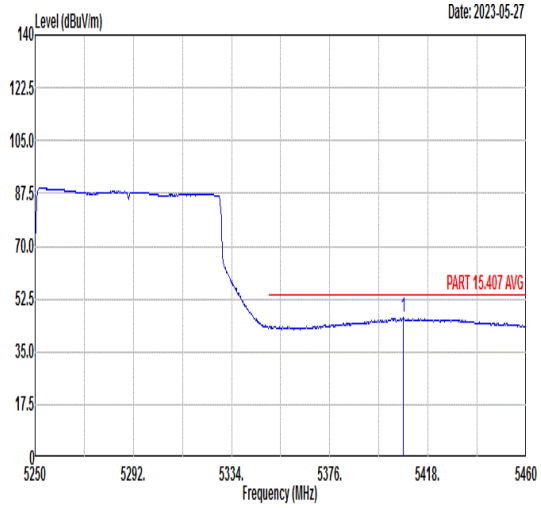 Freq Level Limit Line Margin (dB) Read Level Ant Factor Cable Loss Preamp Factor APos TPos Remark MHz dBuV/m dBuV/m dBuV dB/m dB dB cm deg 1 5407.50 46.37 54.00 -7.63 36.71 34.44 8.48 33.26 100 158 AVERAGE	Blank

Mode	16	
	Band Edge - L	
	U-NII-1_5.15-5.25_802.11ax HE160_CH50_Full RU_5250MHz	
Pol.	Vertical	Fundamental
Peak	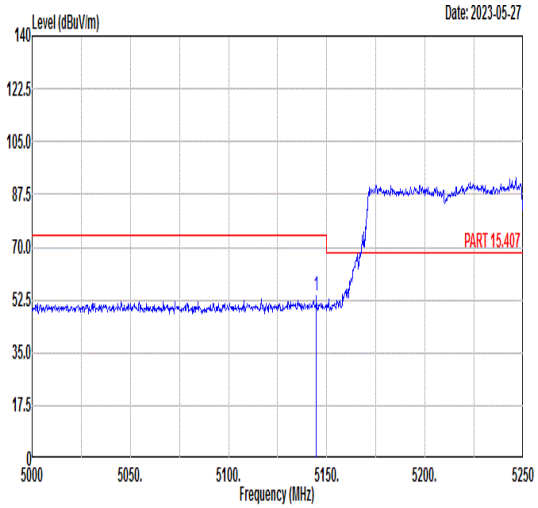 Freq Level Limit Line Margin (dB) Read Level Ant Factor Cable Loss Preamp Factor APos TPos Remark MHz dBuV/m dBuV/m dBuV dB/m dB dB cm deg 1 5144.75 54.02 74.00 -19.98 44.40 34.54 7.92 32.84 337 202 PEAK	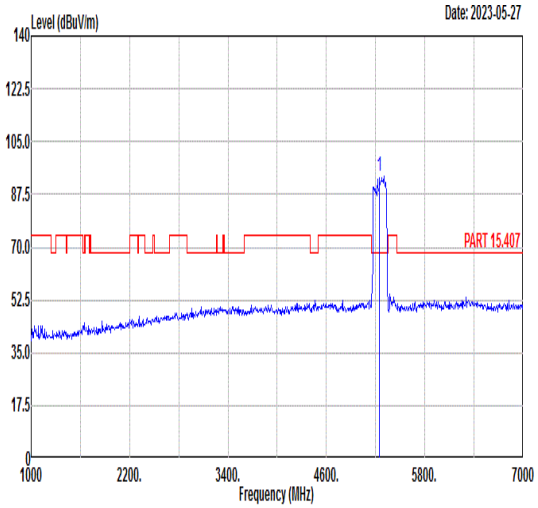 Freq Level Limit Line Margin (dB) Read Level Ant Factor Cable Loss Preamp Factor APos TPos Remark MHz dBuV/m dBuV/m dBuV dB/m dB dB cm deg 1 5250.00 93.31 ------ ------ 83.71 34.48 8.22 33.10 337 202 PEAK
Avg	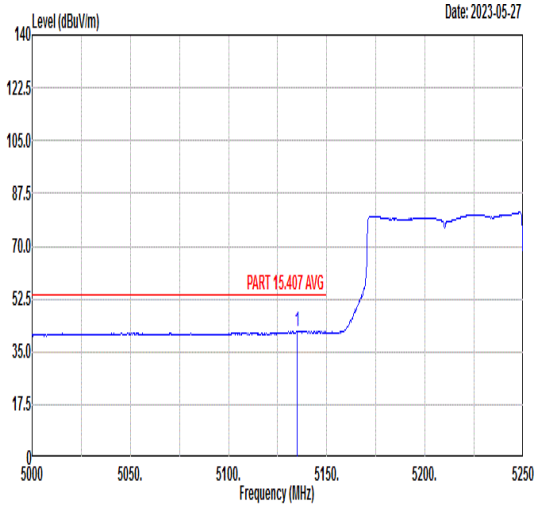 Freq Level Limit Line Margin (dB) Read Level Ant Factor Cable Loss Preamp Factor APos TPos Remark MHz dBuV/m dBuV/m dBuV dB/m dB dB cm deg 1 5134.75 41.83 54.00 -12.17 32.19 34.55 7.91 32.82 337 202 AVERAGE	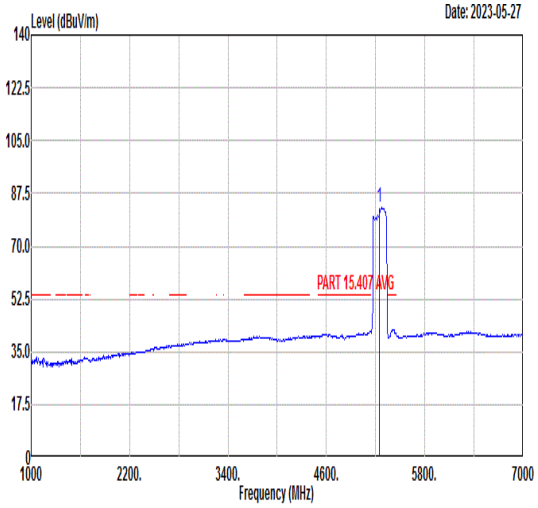 Freq Level Limit Line Margin (dB) Read Level Ant Factor Cable Loss Preamp Factor APos TPos Remark MHz dBuV/m dBuV/m dBuV dB/m dB dB cm deg 1 5250.00 82.80 ------ ------ 73.22 34.49 8.14 33.05 337 202 AVERAGE

Mode	16	
	Band Edge - R	
	U-NII-1_5.15-5.25_802.11ax HE160_CH50_Full RU_5250MHz	
Pol.	Vertical	Fundamental
Peak	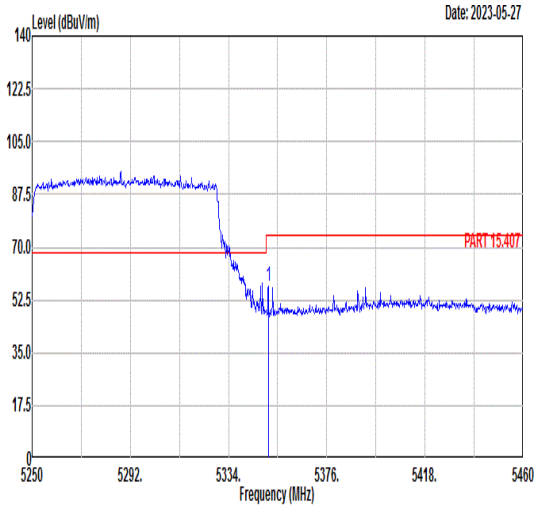 Freq Level Limit Line Margin (dB) Read Level Ant Factor Cable Loss Preamp Factor APos TPos Remark MHz dBuV/m dBuV/m dBuV dB/m dB dB cm deg 1 5351.01 57.18 74.00 -16.82 47.56 34.46 8.33 33.17 337 202 PEAK	Blank
Avg	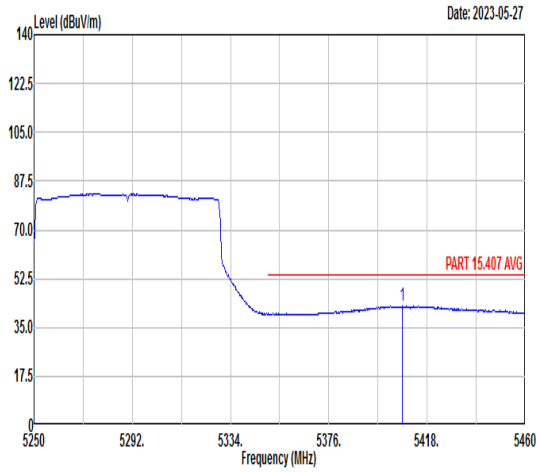 Freq Level Limit Line Margin (dB) Read Level Ant Factor Cable Loss Preamp Factor APos TPos Remark MHz dBuV/m dBuV/m dBuV dB/m dB dB cm deg 1 5407.50 42.63 54.00 -11.37 32.97 34.44 8.48 33.26 337 202 AVERAGE	Blank

Mode	16	
	Harmonic	
	U-NII-1_5.15-5.25_802.11ax HE160_CH50_Full RU_5250MHz	
Pol.	Horizontal	Vertical
Peak Avg	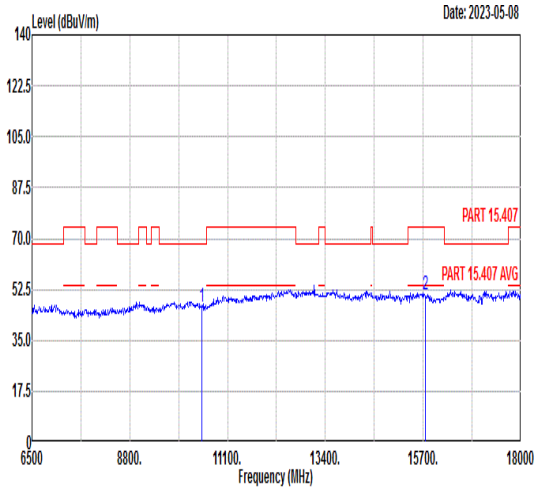 Freq Level Limit Line Margin (dB) Read Level Ant Factor Cable Loss Preamp Factor APos TPos Remark MHz dBuV/m dBuV/m dBuV dB/m dB dB cm deg 1 10500.00 46.58 68.30 -21.72 55.74 37.70 13.54 60.40 --- --- Peak 2 15750.00 50.84 74.00 -23.16 53.64 40.63 15.58 59.01 --- --- Peak	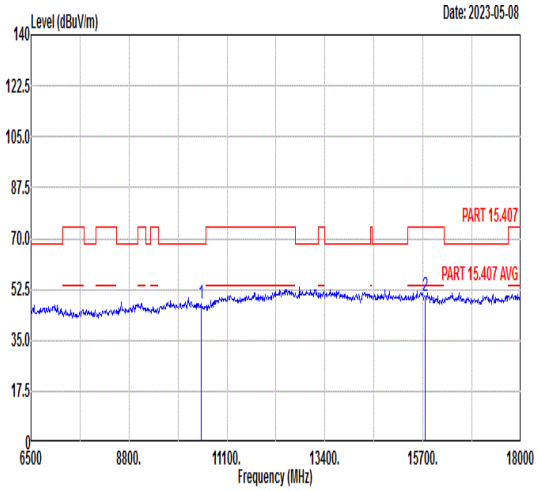 Freq Level Limit Line Margin (dB) Read Level Ant Factor Cable Loss Preamp Factor APos TPos Remark MHz dBuV/m dBuV/m dBuV dB/m dB dB cm deg 1 10500.00 47.44 68.30 -20.86 56.60 37.70 13.54 60.40 --- --- Peak 2 15750.00 50.32 74.00 -23.68 53.12 40.63 15.58 59.01 --- --- Peak

Mode	17	
	Band Edge - L	
	U-NII-2A_5.25-5.35_802.11a_CH52_5260MHz	
Pol.	Horizontal	Fundamental
Peak	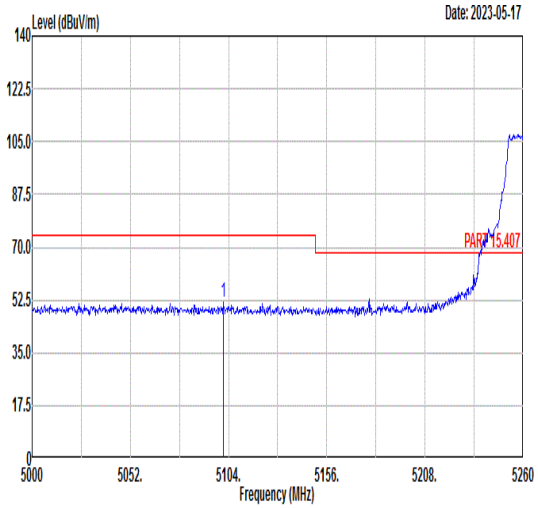 Freq Level Limit Line Margin (dB) Read Level Ant Factor Cable Loss Preamp Factor APos TPos Remark MHz dBuV/m dBuV/m dBuV dB/m dB dB cm deg 1 5101.14 51.85 74.00 -22.15 42.17 34.56 7.89 32.77 100 144 PEAK	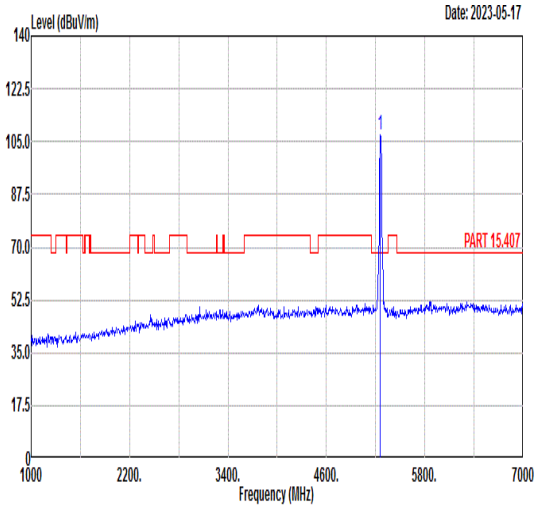 Freq Level Limit Line Margin (dB) Read Level Ant Factor Cable Loss Preamp Factor APos TPos Remark MHz dBuV/m dBuV/m dBuV dB/m dB dB cm deg 1 5260.00 107.20 ------ ------ 97.63 34.50 8.09 33.02 100 144 PEAK
Avg	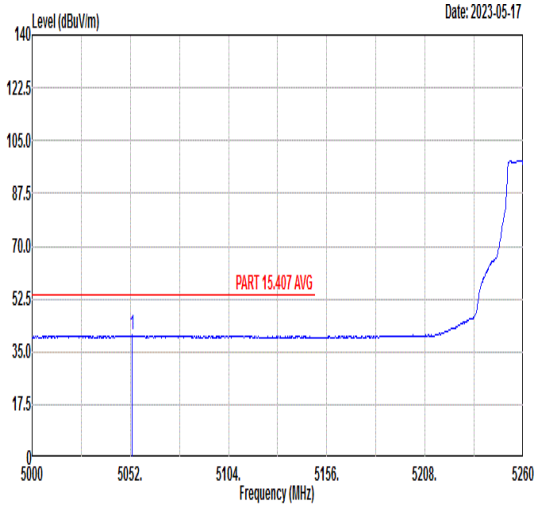 Freq Level Limit Line Margin (dB) Read Level Ant Factor Cable Loss Preamp Factor APos TPos Remark MHz dBuV/m dBuV/m dBuV dB/m dB dB cm deg 1 5052.78 40.51 54.00 -13.49 30.77 34.58 7.85 32.69 100 144 AVERAGE	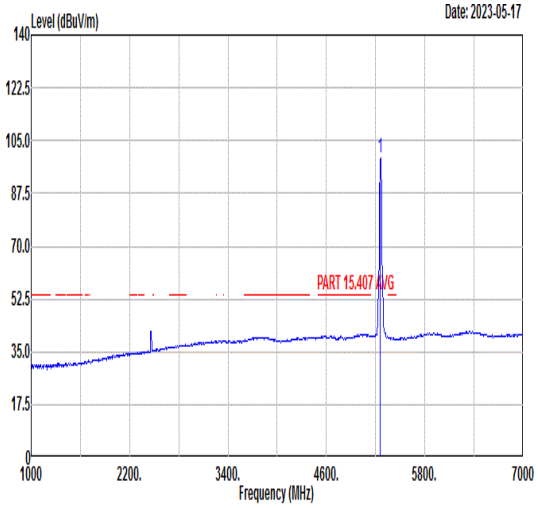 Freq Level Limit Line Margin (dB) Read Level Ant Factor Cable Loss Preamp Factor APos TPos Remark MHz dBuV/m dBuV/m dBuV dB/m dB dB cm deg 1 5260.00 99.06 ------ ------ 89.50 34.49 8.10 33.03 100 144 AVERAGE

Mode	17	
	Band Edge - R	
	U-NII-2A_5.25-5.35_802.11a_CH52_5260MHz	
Pol.	Horizontal	Fundamental
Peak	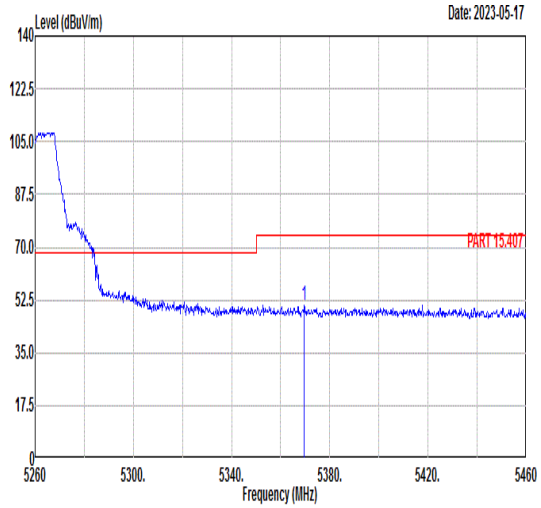 Freq Level Limit Line Margin (dB) Read Level Ant Factor Cable Loss Preamp Factor APos TPos Remark MHz dBuV/m dBuV/m dBuV dB/m dB dB cm deg 1 5369.60 50.76 74.00 -23.24 41.13 34.45 8.38 33.20 100 144 PEAK	Blank
Avg	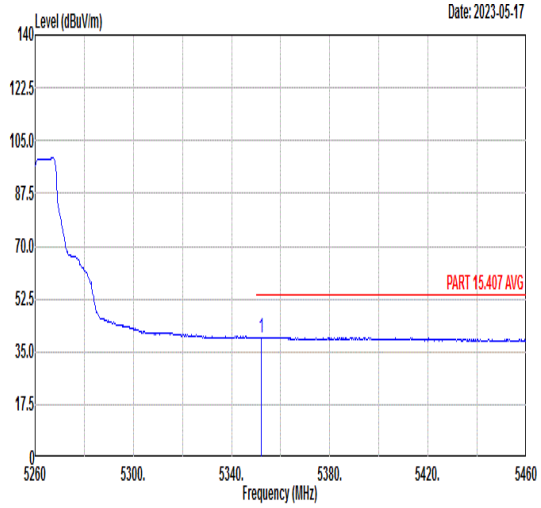 Freq Level Limit Line Margin (dB) Read Level Ant Factor Cable Loss Preamp Factor APos TPos Remark MHz dBuV/m dBuV/m dBuV dB/m dB dB cm deg 1 5352.00 39.83 54.00 -14.17 30.21 34.46 8.33 33.17 100 144 AVERAGE	Blank

Mode	17	
	Band Edge - L	
	U-NII-2A_5.25-5.35_802.11a_CH52_5260MHz	
Pol.	Vertical	Fundamental
Peak	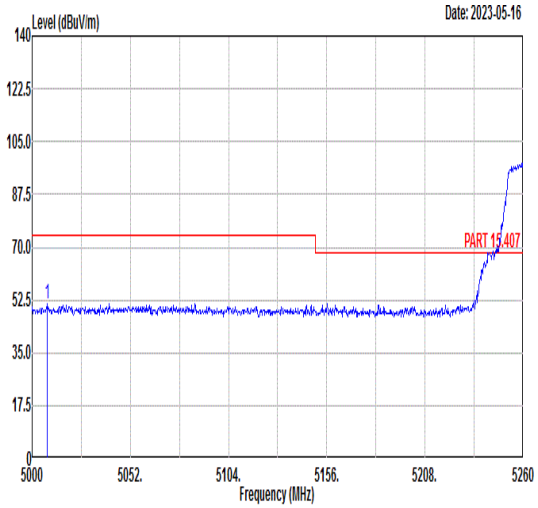 Freq Level Limit Line Margin (dB) Read Level Ant Factor Cable Loss Preamp Factor APos TPos Remark MHz dBuV/m dBuV/m dBuV dB/m dB dB cm deg 1 5007.80 51.31 74.00 -22.69 41.50 34.60 7.83 32.62 200 159 PEAK	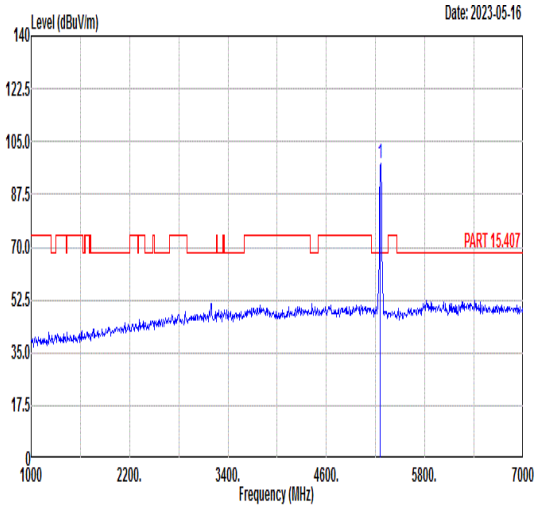 Freq Level Limit Line Margin (dB) Read Level Ant Factor Cable Loss Preamp Factor APos TPos Remark MHz dBuV/m dBuV/m dBuV dB/m dB dB cm deg 1 5260.00 97.66 ------ ------ 88.10 34.49 8.10 33.03 200 159 PEAK
Avg	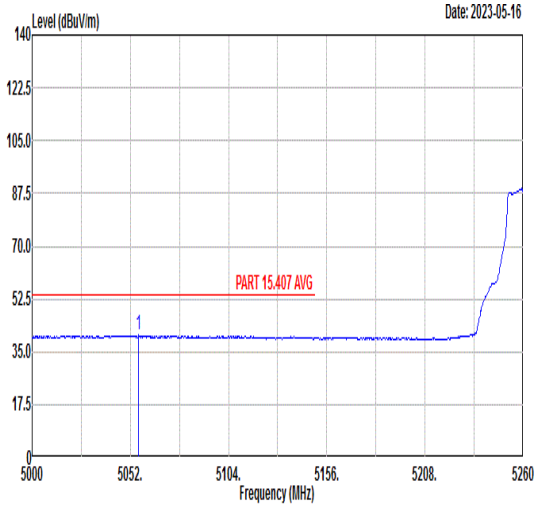 Freq Level Limit Line Margin (dB) Read Level Ant Factor Cable Loss Preamp Factor APos TPos Remark MHz dBuV/m dBuV/m dBuV dB/m dB dB cm deg 1 5056.42 40.42 54.00 -13.58 30.67 34.58 7.86 32.69 200 159 AVERAGE	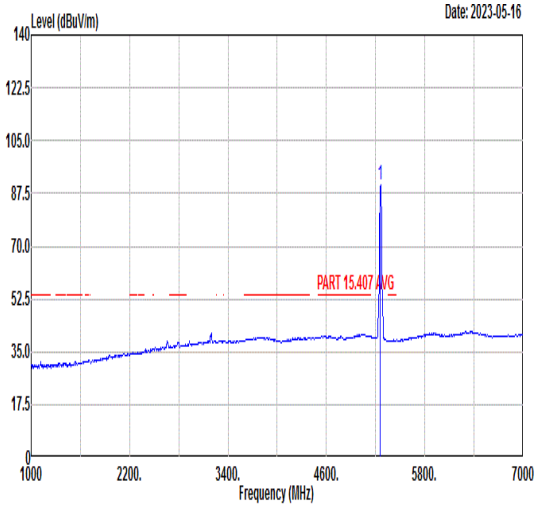 Freq Level Limit Line Margin (dB) Read Level Ant Factor Cable Loss Preamp Factor APos TPos Remark MHz dBuV/m dBuV/m dBuV dB/m dB dB cm deg 1 5260.00 90.11 ------ ------ 80.55 34.49 8.10 33.03 200 159 AVERAGE

Mode	17	
	Band Edge - R	
	U-NII-2A_5.25-5.35_802.11a_CH52_5260MHz	
Pol.	Vertical	Fundamental
Peak	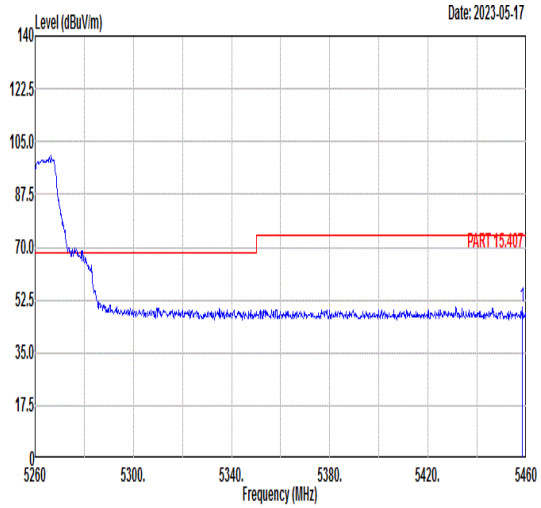 Freq Level Limit Line Margin (dB) Read Level Ant Factor Cable Loss Preamp Factor APos TPos Remark MHz dBuV/m dBuV/m dBuV dB/m dB dB cm deg 1 5458.40 50.13 74.00 -23.87 40.65 34.42 8.41 33.35 200 159 PEAK	Blank
Avg	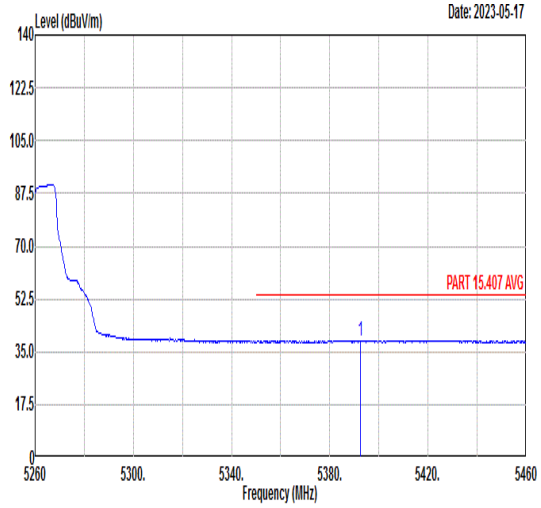 Freq Level Limit Line Margin (dB) Read Level Ant Factor Cable Loss Preamp Factor APos TPos Remark MHz dBuV/m dBuV/m dBuV dB/m dB dB cm deg 1 5392.40 38.76 54.00 -15.24 29.12 34.44 8.44 33.24 200 159 AVERAGE	Blank

Mode	17	
	Harmonic	
	U-NII-2A_5.25-5.35_802.11a_CH52_5260MHz	
Pol.	Horizontal	Vertical
Peak Avg	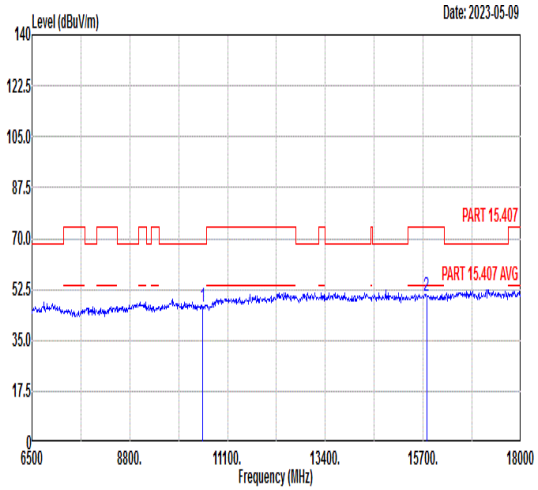 Freq Level Limit Line Margin (dB) Read Level Ant Factor Cable Loss Preamp Factor APos TPos Remark MHz dBuV/m dBuV/m dBuV dB/m dB dB cm deg 1 10520.00 46.58 68.30 -21.72 55.64 37.71 13.55 60.32 --- --- Peak 2 15780.00 50.07 74.00 -23.93 52.92 40.63 15.59 59.07 --- --- Peak	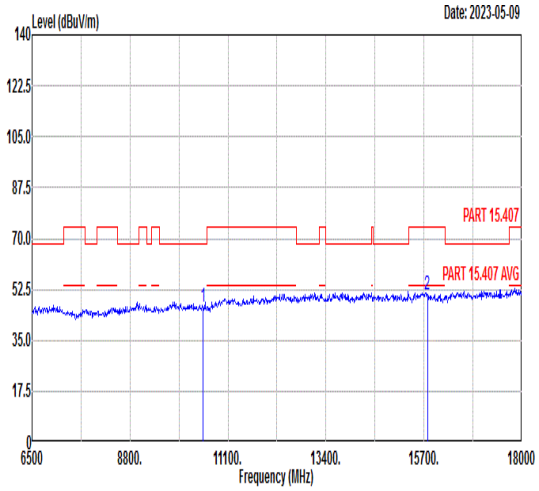 Freq Level Limit Line Margin (dB) Read Level Ant Factor Cable Loss Preamp Factor APos TPos Remark MHz dBuV/m dBuV/m dBuV dB/m dB dB cm deg 1 10520.00 46.60 68.30 -21.70 55.66 37.71 13.55 60.32 --- --- Peak 2 15780.00 50.74 74.00 -23.26 53.59 40.63 15.59 59.07 --- --- Peak

Mode	18	
	Band Edge - L	
	U-NII-2A_5.25-5.35_802.11a_CH60_5300MHz	
Pol.	Horizontal	Fundamental
Peak	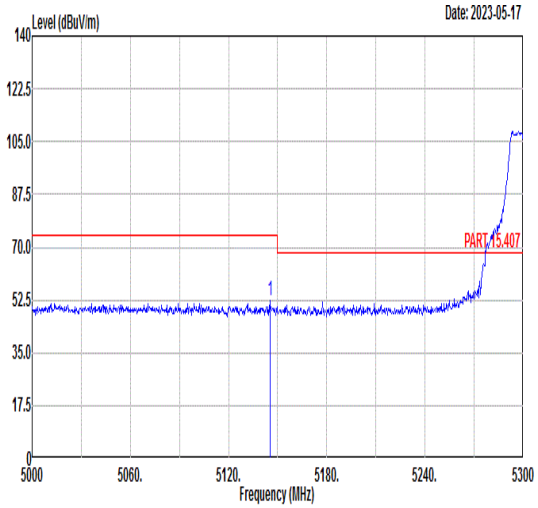 Freq Level Limit Line Margin (dB) Read Level Ant Factor Cable Loss Preamp Factor APos TPos Remark MHz dBuV/m dBuV/m dBuV dB/m dB dB cm deg 1 5145.20 52.21 74.00 -21.79 42.59 34.54 7.92 32.84 100 162 PEAK	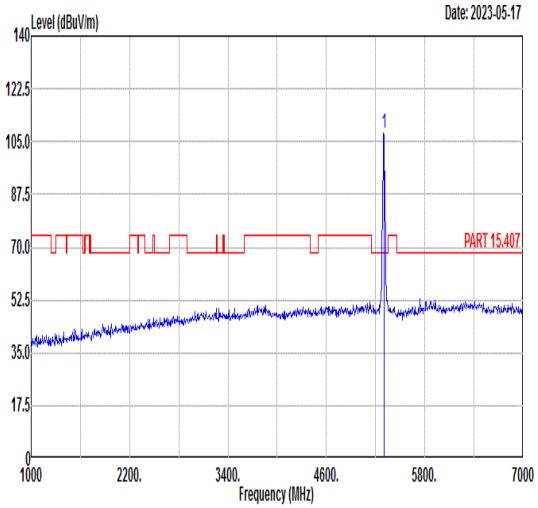 Freq Level Limit Line Margin (dB) Read Level Ant Factor Cable Loss Preamp Factor APos TPos Remark MHz dBuV/m dBuV/m dBuV dB/m dB dB cm deg 1 5300.00 107.61 ------ ------ 98.03 34.48 8.18 33.08 100 162 PEAK
Avg	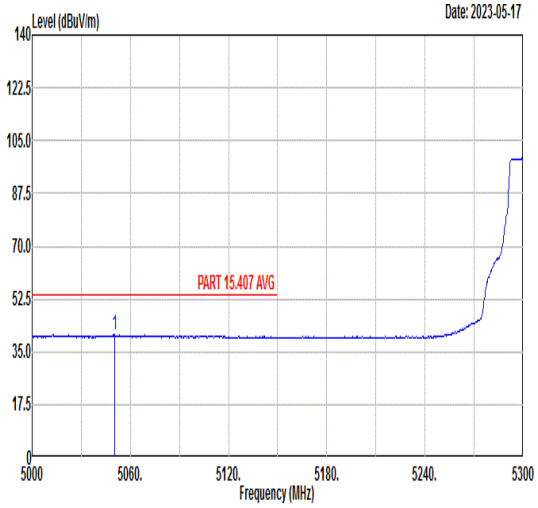 Freq Level Limit Line Margin (dB) Read Level Ant Factor Cable Loss Preamp Factor APos TPos Remark MHz dBuV/m dBuV/m dBuV dB/m dB dB cm deg 1 5050.40 40.52 54.00 -13.48 30.77 34.58 7.85 32.68 100 162 AVERAGE	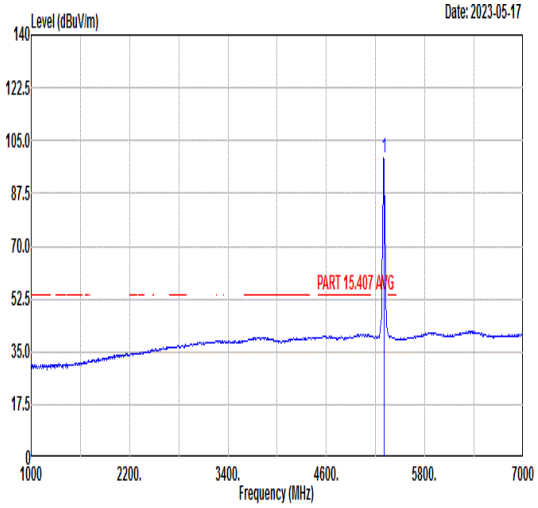 Freq Level Limit Line Margin (dB) Read Level Ant Factor Cable Loss Preamp Factor APos TPos Remark MHz dBuV/m dBuV/m dBuV dB/m dB dB cm deg 1 5300.00 99.06 ------ ------ 89.48 34.48 8.18 33.08 100 162 AVERAGE

Mode	18	
	Band Edge - R	
	U-NII-2A_5.25-5.35_802.11a_CH60_5300MHz	
Pol.	Horizontal	Fundamental
Peak	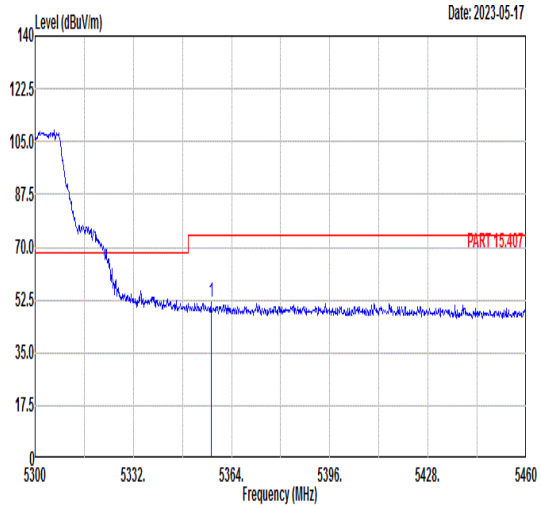 Freq Level Limit Line Margin (dB) Read Level Ant Factor Cable Loss Preamp Factor APos TPos Remark MHz dBuV/m dBuV/m dBuV dB/m dB dB cm deg 1 5357.28 51.78 74.00 -22.22 42.15 34.46 8.35 33.18 100 162 PEAK	Blank
Avg	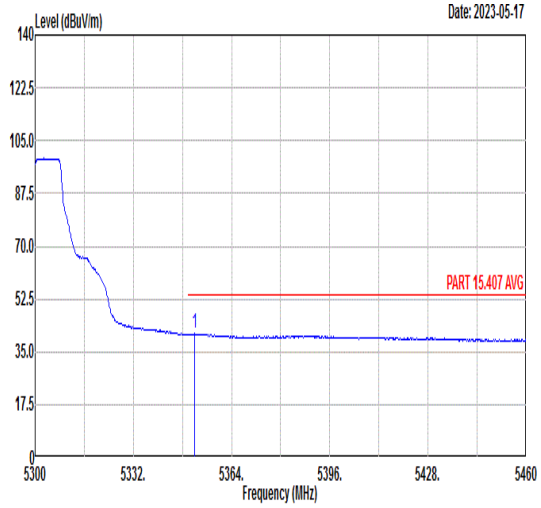 Freq Level Limit Line Margin (dB) Read Level Ant Factor Cable Loss Preamp Factor APos TPos Remark MHz dBuV/m dBuV/m dBuV dB/m dB dB cm deg 1 5352.00 40.95 54.00 -13.05 31.33 34.46 8.33 33.17 100 162 AVERAGE	Blank

Mode	18	
	Band Edge - L	
	U-NII-2A_5.25-5.35_802.11a_CH60_5300MHz	
Pol.	Vertical	Fundamental
Peak	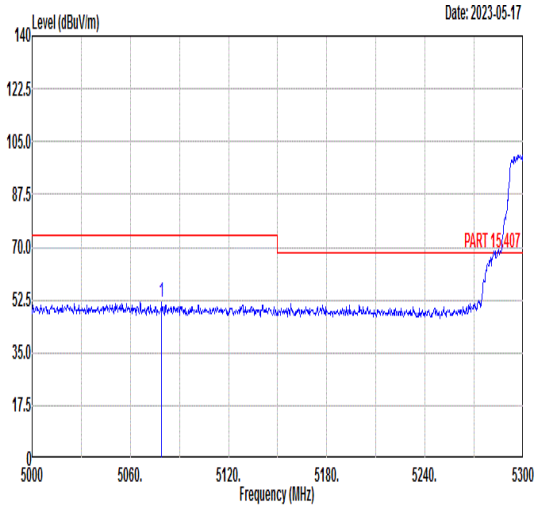 Freq Level Limit Line Margin (dB) Read Level Ant Factor Cable Loss Preamp Factor APos TPos Remark MHz dBuV/m dBuV/m dBuV dB/m dB dB cm deg 1 5079.20 51.77 74.00 -22.23 42.06 34.57 7.87 32.73 400 188 PEAK	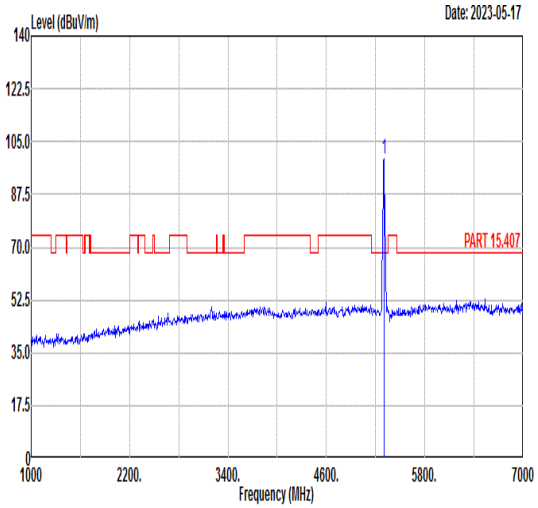 Freq Level Limit Line Margin (dB) Read Level Ant Factor Cable Loss Preamp Factor APos TPos Remark MHz dBuV/m dBuV/m dBuV dB/m dB dB cm deg 1 5300.00 99.58 ------ ------ 89.99 34.48 8.20 33.09 400 188 PEAK
Avg	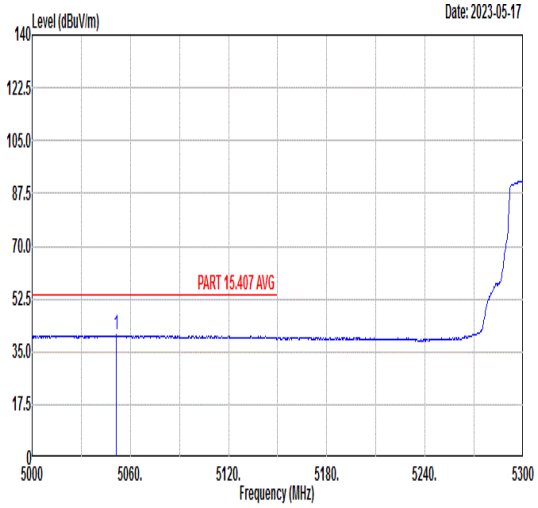 Freq Level Limit Line Margin (dB) Read Level Ant Factor Cable Loss Preamp Factor APos TPos Remark MHz dBuV/m dBuV/m dBuV dB/m dB dB cm deg 1 5051.60 40.46 54.00 -13.54 30.72 34.58 7.85 32.69 400 188 AVERAGE	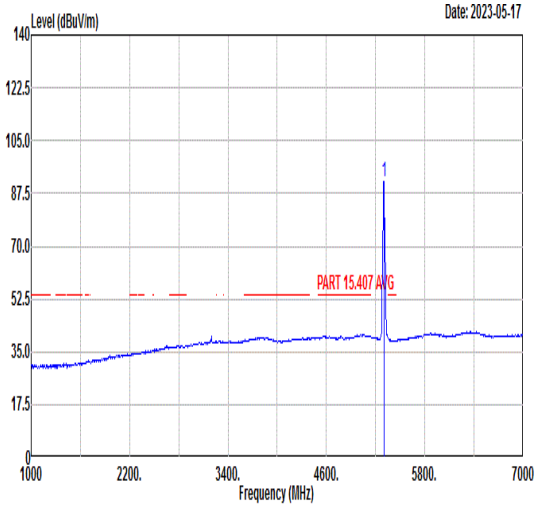 Freq Level Limit Line Margin (dB) Read Level Ant Factor Cable Loss Preamp Factor APos TPos Remark MHz dBuV/m dBuV/m dBuV dB/m dB dB cm deg 1 5300.00 91.53 ------ ------ 81.94 34.48 8.20 33.09 400 188 AVERAGE

Mode	18	
	Band Edge - R	
	U-NII-2A_5.25-5.35_802.11a_CH60_5300MHz	
Pol.	Vertical	Fundamental
Peak	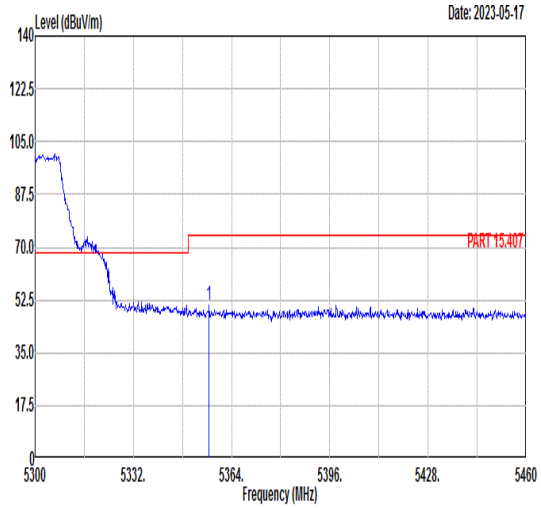 Freq Level Limit Line Margin (dB) Read Level Ant Factor Cable Loss Preamp Factor APos TPos Remark MHz dBuV/m dBuV/m dBuV dB/m dB dB cm deg 1 5356.64 50.89 74.00 -23.11 41.26 34.46 8.35 33.18 400 188 PEAK	Blank
Avg	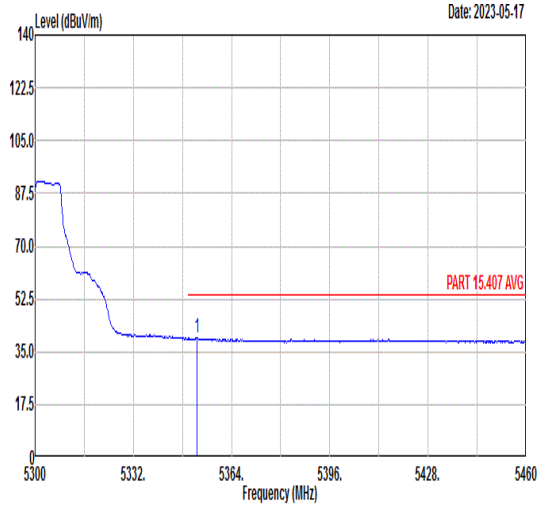 Freq Level Limit Line Margin (dB) Read Level Ant Factor Cable Loss Preamp Factor APos TPos Remark MHz dBuV/m dBuV/m dBuV dB/m dB dB cm deg 1 5352.64 39.46 54.00 -14.54 29.83 34.46 8.34 33.17 400 188 AVERAGE	Blank

Mode	18	
	Harmonic	
	U-NII-2A_5.25-5.35_802.11a_CH60_5300MHz	
Pol.	Horizontal	Vertical
Peak Avg	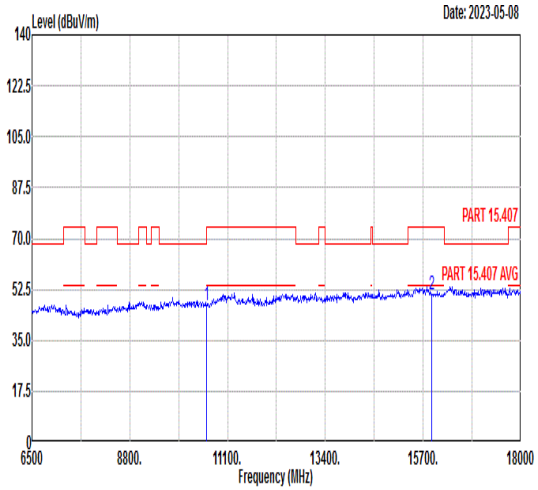 Freq Level Limit Line Margin (dB) Read Level Ant Factor Cable Loss Preamp Factor APos TPos Remark MHz dBuV/m dBuV/m dBuV dB/m dB dB cm deg 1 10600.00 46.79 74.00 -27.21 55.39 37.78 13.59 59.97 --- --- Peak 2 15900.00 50.75 74.00 -23.25 53.77 40.67 15.62 59.31 --- --- Peak	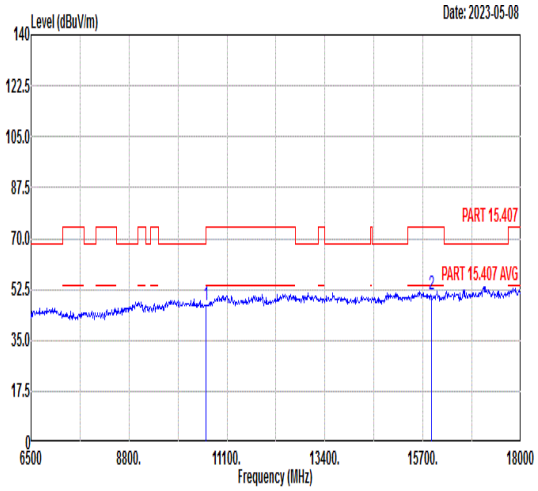 Freq Level Limit Line Margin (dB) Read Level Ant Factor Cable Loss Preamp Factor APos TPos Remark MHz dBuV/m dBuV/m dBuV dB/m dB dB cm deg 1 10600.00 46.98 74.00 -27.02 55.58 37.78 13.59 59.97 --- --- Peak 2 15900.00 50.61 74.00 -23.39 53.63 40.67 15.62 59.31 --- --- Peak

Mode	19	
	Band Edge	
	U-NII-2A_5.25-5.35_802.11a_CH64_5320MHz	
Pol.	Horizontal	Fundamental
Peak	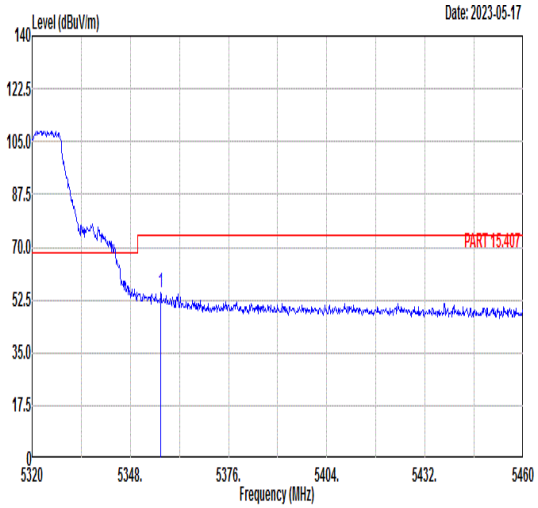 Freq Level Limit Line Margin (dB) Read Level Ant Factor Cable Loss Preamp Factor APos TPos Remark MHz dBuV/m dBuV/m dBuV dB/m dB dB cm deg 1 5356.68 54.76 74.00 -19.24 45.13 34.46 8.35 33.18 100 156 PEAK	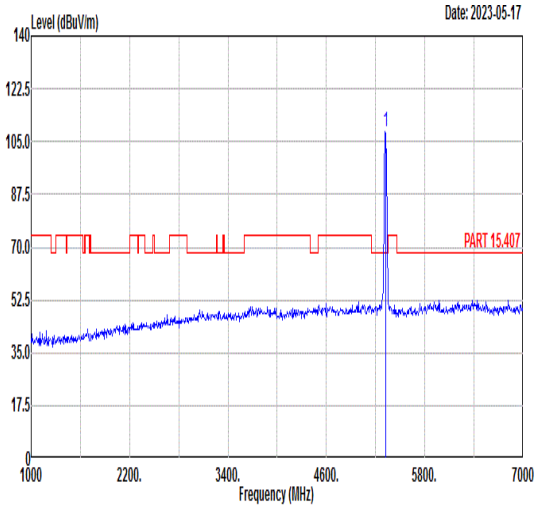 Freq Level Limit Line Margin (dB) Read Level Ant Factor Cable Loss Preamp Factor APos TPos Remark MHz dBuV/m dBuV/m dBuV dB/m dB dB cm deg 1 5320.00 108.27 ------ ------ 98.68 34.47 8.23 33.11 100 156 PEAK
Avg	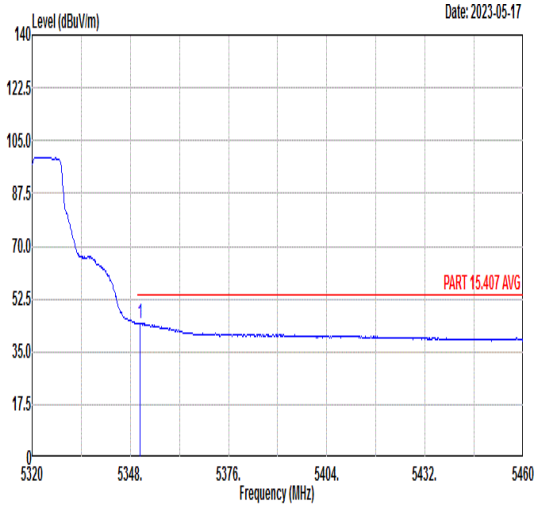 Freq Level Limit Line Margin (dB) Read Level Ant Factor Cable Loss Preamp Factor APos TPos Remark MHz dBuV/m dBuV/m dBuV dB/m dB dB cm deg 1 5350.66 44.48 54.00 -9.52 34.86 34.46 8.33 33.17 100 156 AVERAGE	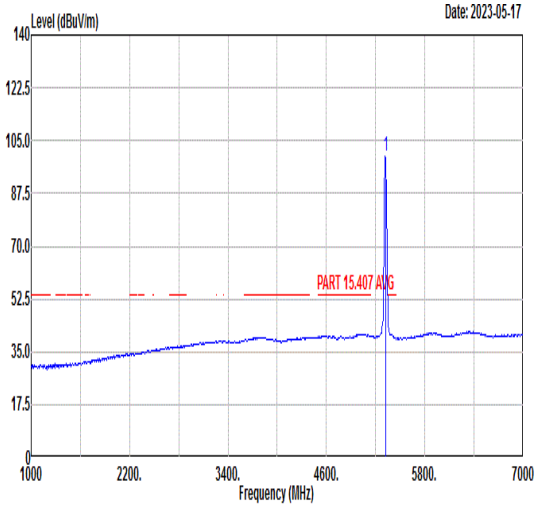 Freq Level Limit Line Margin (dB) Read Level Ant Factor Cable Loss Preamp Factor APos TPos Remark MHz dBuV/m dBuV/m dBuV dB/m dB dB cm deg 1 5320.00 99.84 ------ ------ 90.25 34.47 8.23 33.11 100 156 AVERAGE

Mode	19	
	Band Edge	
	U-NII-2A_5.25-5.35_802.11a_CH64_5320MHz	
Pol.	Vertical	Fundamental
Peak	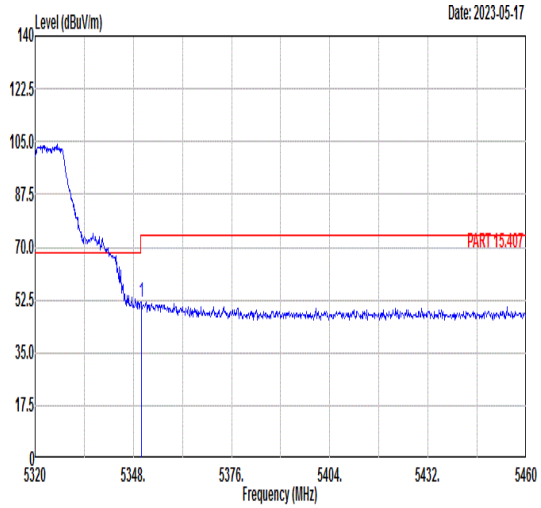 Freq Level Limit Line Margin (dB) Read Level Ant Factor Cable Loss Preamp Factor APos TPos Remark MHz dBuV/m dBuV/m dBuV dB/m dB dB cm deg 1 5350.24 52.02 74.00 -21.98 42.40 34.46 8.33 33.17 400 202 PEAK	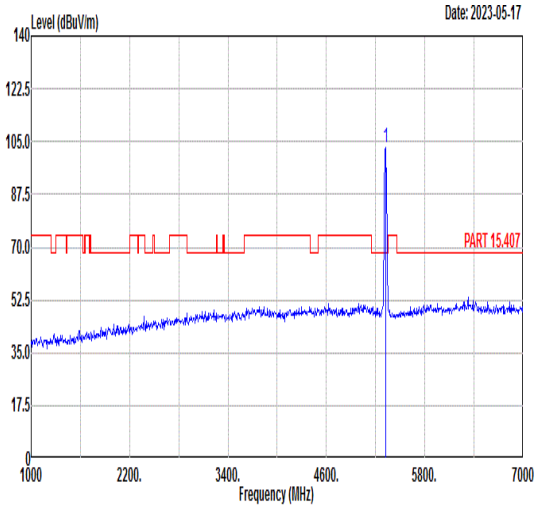 Freq Level Limit Line Margin (dB) Read Level Ant Factor Cable Loss Preamp Factor APos TPos Remark MHz dBuV/m dBuV/m dBuV dB/m dB dB cm deg 1 5320.00 102.84 ------ ------ 93.24 34.47 8.25 33.12 400 202 PEAK
Avg	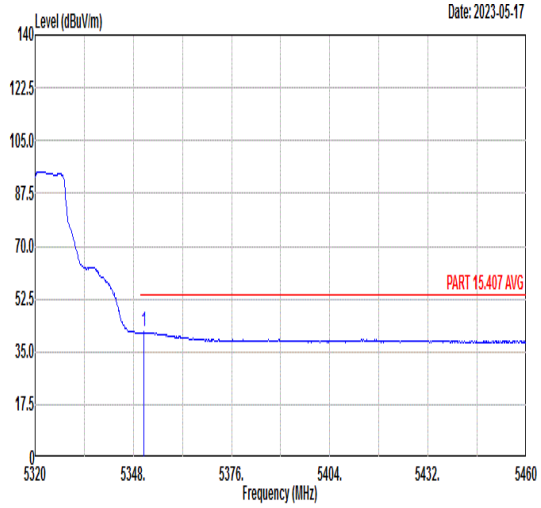 Freq Level Limit Line Margin (dB) Read Level Ant Factor Cable Loss Preamp Factor APos TPos Remark MHz dBuV/m dBuV/m dBuV dB/m dB dB cm deg 1 5350.94 41.52 54.00 -12.48 31.90 34.46 8.33 33.17 400 202 AVERAGE	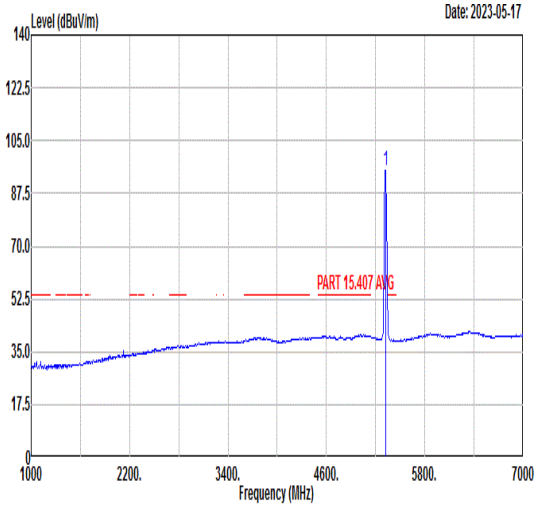 Freq Level Limit Line Margin (dB) Read Level Ant Factor Cable Loss Preamp Factor APos TPos Remark MHz dBuV/m dBuV/m dBuV dB/m dB dB cm deg 1 5320.00 95.10 ------ ------ 85.50 34.47 8.25 33.12 400 202 AVERAGE

Mode	19	
	Harmonic	
	U-NII-2A_5.25-5.35_802.11a_CH64_5320MHz	
Pol.	Horizontal	Vertical
Peak Avg	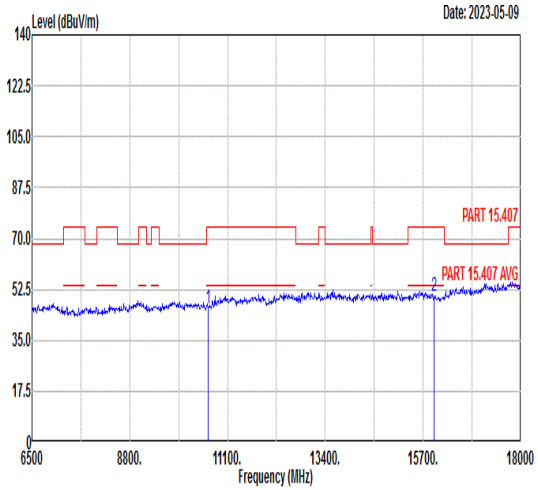 Freq Level Limit Line Margin (dB) Read Level Ant Factor Cable Loss Preamp Factor APos TPos Remark MHz dBuV/m dBuV/m dBuV dB/m dB dB cm deg 1 10640.00 45.95 74.00 -28.05 54.33 37.81 13.60 59.79 --- --- Peak 2 15960.00 50.18 74.00 -23.82 53.29 40.69 15.63 59.43 --- --- Peak	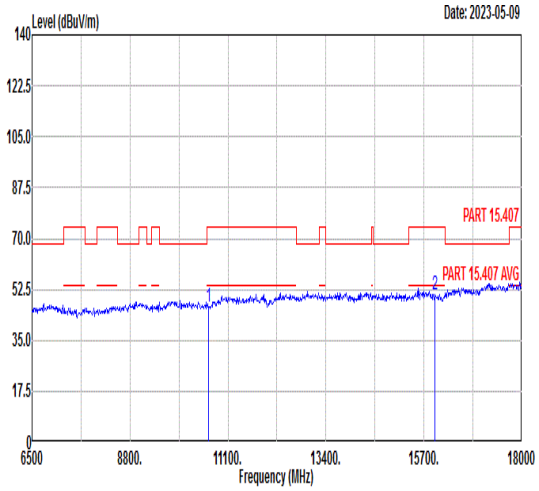 Freq Level Limit Line Margin (dB) Read Level Ant Factor Cable Loss Preamp Factor APos TPos Remark MHz dBuV/m dBuV/m dBuV dB/m dB dB cm deg 1 10640.00 46.35 74.00 -27.65 54.73 37.81 13.60 59.79 --- --- Peak 2 15960.00 50.56 74.00 -23.44 53.67 40.69 15.63 59.43 --- --- Peak

Mode	20	
	Band Edge - L	
	U-NII-2A_5.25-5.35_802.11ax HE20_CH52_Full RU_5260MHz	
Pol.	Horizontal	Fundamental
Peak	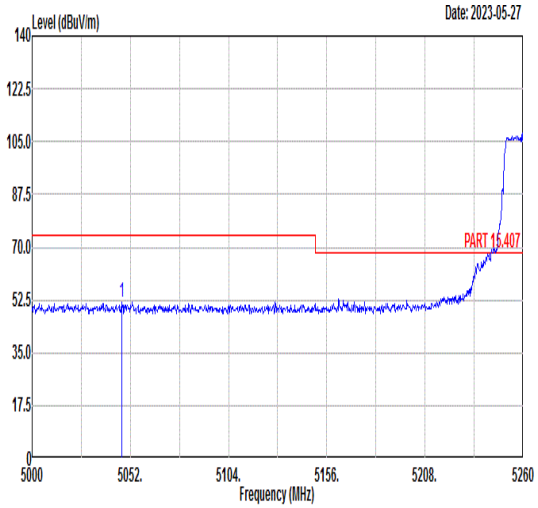 Freq Level Limit Line Margin (dB) Read Level Ant Factor Cable Loss Preamp Factor APos TPos Remark MHz dBuV/m dBuV/m dBuV dB/m dB dB cm deg 1 5047.32 51.92 74.00 -22.08 42.17 34.58 7.85 32.68 243 79 PEAK	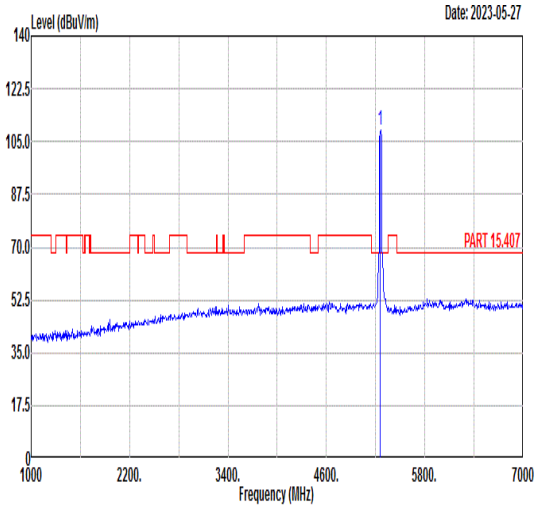 Freq Level Limit Line Margin (dB) Read Level Ant Factor Cable Loss Preamp Factor APos TPos Remark MHz dBuV/m dBuV/m dBuV dB/m dB dB cm deg 1 5260.00 108.73 ------ ------ 99.17 34.49 8.10 33.03 243 79 PEAK
Avg	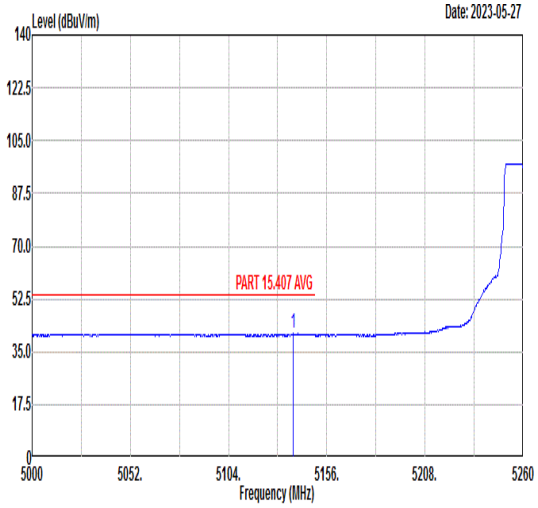 Freq Level Limit Line Margin (dB) Read Level Ant Factor Cable Loss Preamp Factor APos TPos Remark MHz dBuV/m dBuV/m dBuV dB/m dB dB cm deg 1 5138.06 40.99 54.00 -13.01 31.37 34.54 7.91 32.83 243 79 AVERAGE	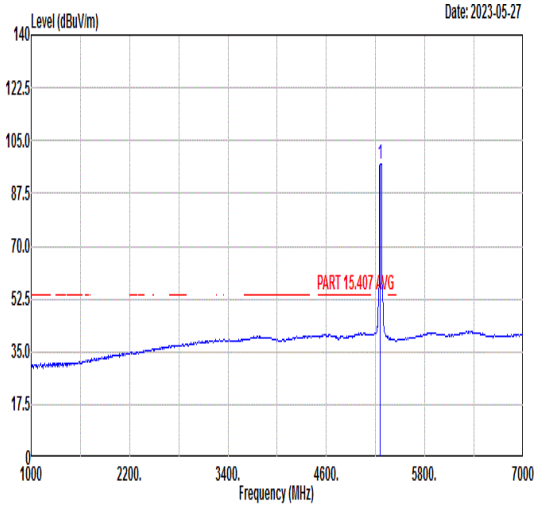 Freq Level Limit Line Margin (dB) Read Level Ant Factor Cable Loss Preamp Factor APos TPos Remark MHz dBuV/m dBuV/m dBuV dB/m dB dB cm deg 1 5260.00 97.27 ------ ------ 87.71 34.49 8.10 33.03 243 79 AVERAGE

Mode	20	
	Band Edge - R	
	U-NII-2A_5.25-5.35_802.11ax HE20_CH52_Full RU_5260MHz	
Pol.	Horizontal	Fundamental
Peak	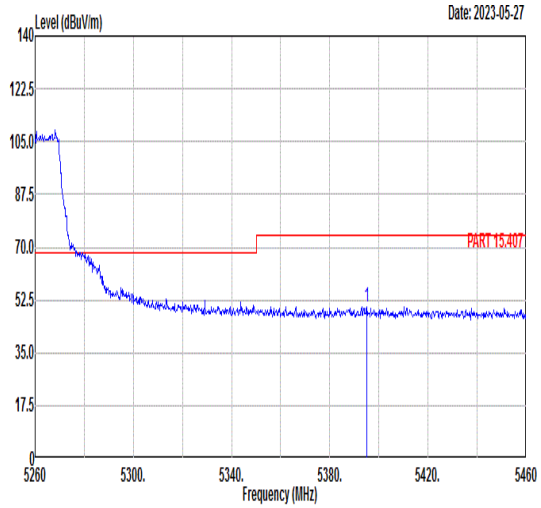 Freq Level Limit Line Margin (dB) Read Level Ant Factor Cable Loss Preamp Factor APos TPos Remark MHz dBuV/m dBuV/m dBuV dB/m dB dB cm deg 1 5395.20 50.33 74.00 -23.67 40.68 34.44 8.45 33.24 243 79 PEAK	Blank
Avg	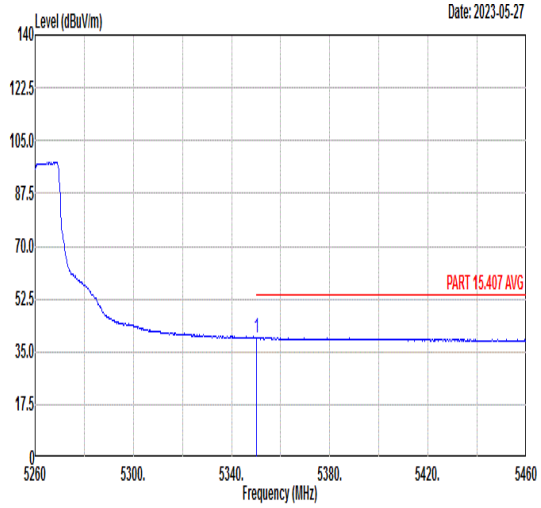 Freq Level Limit Line Margin (dB) Read Level Ant Factor Cable Loss Preamp Factor APos TPos Remark MHz dBuV/m dBuV/m dBuV dB/m dB dB cm deg 1 5350.00 39.83 54.00 -14.17 30.21 34.46 8.33 33.17 243 79 AVERAGE	Blank

Mode	20	
	Band Edge - L	
	U-NII-2A_5.25-5.35_802.11ax HE20_CH52_Full RU_5260MHz	
Pol.	Vertical	Fundamental
Peak	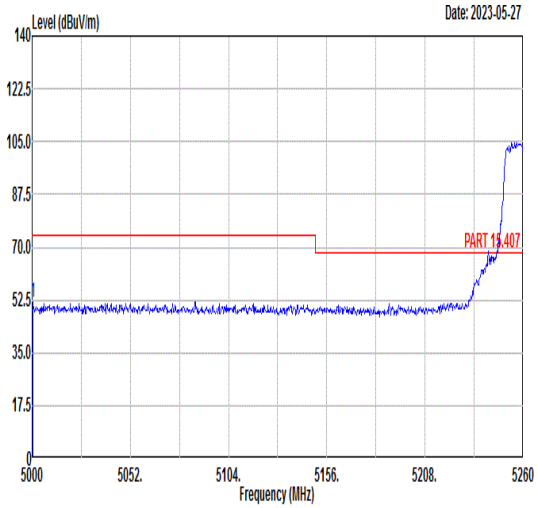 Freq Level Limit Line Margin (dB) Read Level Ant Factor Cable Loss Preamp Factor APos TPos Remark MHz dBuV/m dBuV/m dBuV dB/m dB dB cm deg 1 5000.52 52.01 74.00 -21.99 42.19 34.60 7.82 32.60 376 223 PEAK	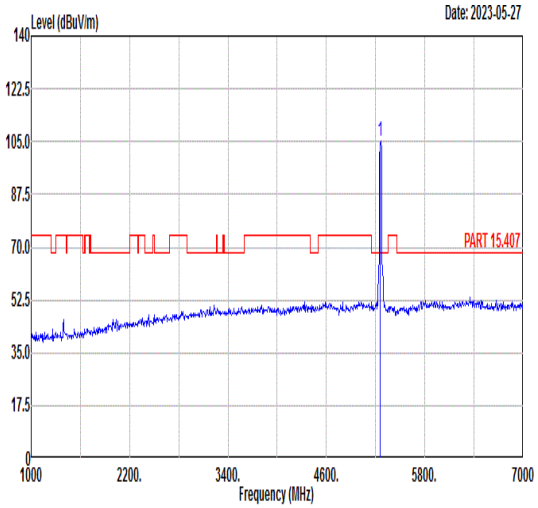 Freq Level Limit Line Margin (dB) Read Level Ant Factor Cable Loss Preamp Factor APos TPos Remark MHz dBuV/m dBuV/m dBuV dB/m dB dB cm deg 1 5260.00 104.99 ------ ------ 95.43 34.49 8.10 33.03 376 223 PEAK
Avg	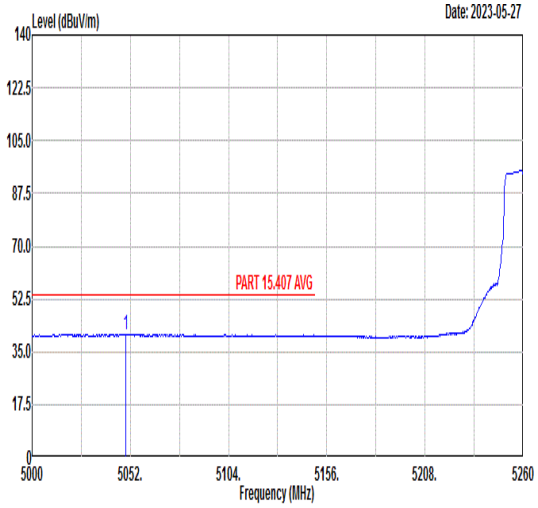 Freq Level Limit Line Margin (dB) Read Level Ant Factor Cable Loss Preamp Factor APos TPos Remark MHz dBuV/m dBuV/m dBuV dB/m dB dB cm deg 1 5049.66 40.85 54.00 -13.15 31.10 34.58 7.85 32.68 376 223 AVERAGE	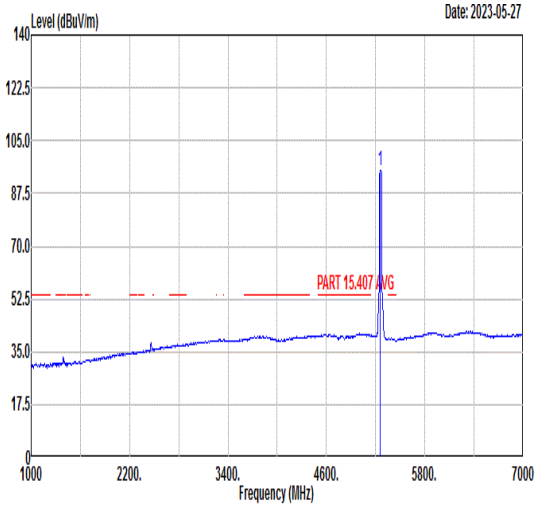 Freq Level Limit Line Margin (dB) Read Level Ant Factor Cable Loss Preamp Factor APos TPos Remark MHz dBuV/m dBuV/m dBuV dB/m dB dB cm deg 1 5260.00 95.21 ------ ------ 85.64 34.50 8.09 33.02 376 223 AVERAGE

Mode	20	
	Band Edge - R	
	U-NII-2A_5.25-5.35_802.11ax HE20_CH52_Full RU_5260MHz	
Pol.	Vertical	Fundamental
Peak	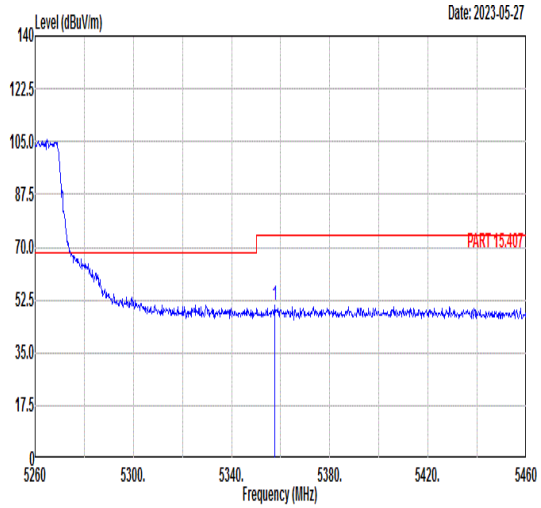 Freq Level Limit Line Margin (dB) Read Level Ant Factor Cable Loss Preamp Factor APos TPos Remark MHz dBuV/m dBuV/m dBuV dB/m dB dB cm deg 1 5357.60 50.88 74.00 -23.12 41.25 34.46 8.35 33.18 376 223 PEAK	Blank
Avg	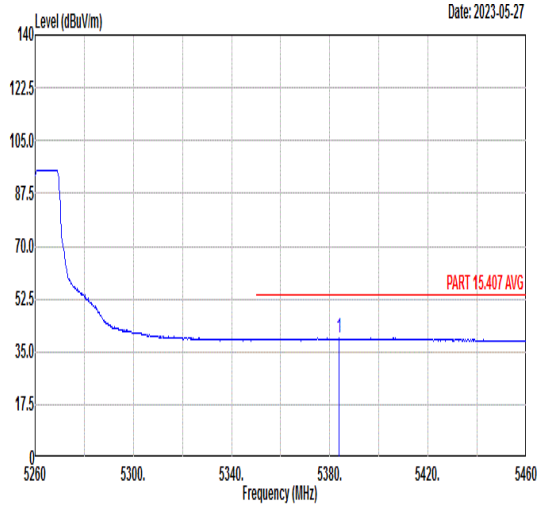 Freq Level Limit Line Margin (dB) Read Level Ant Factor Cable Loss Preamp Factor APos TPos Remark MHz dBuV/m dBuV/m dBuV dB/m dB dB cm deg 1 5383.80 39.42 54.00 -14.58 29.77 34.45 8.42 33.22 376 223 AVERAGE	Blank

Mode	20	
	Harmonic	
	U-NII-2A_5.25-5.35_802.11ax HE20_CH52_Full RU_5260MHz	
Pol.	Horizontal	Vertical
Peak Avg	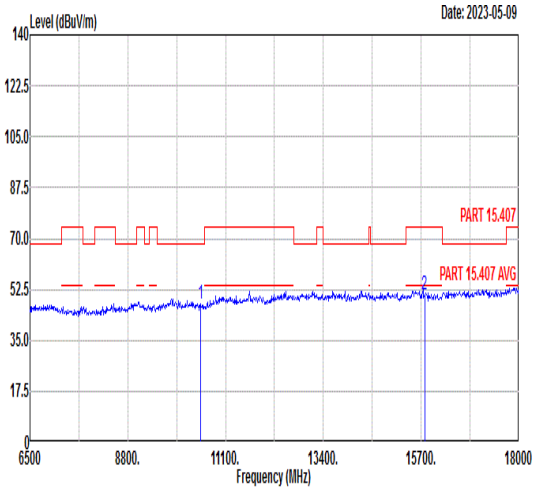 Freq Level Limit Line Margin (dB) Read Level Ant Factor Cable Loss Preamp Factor APos TPos Remark MHz dBuV/m dBuV/m dBuV dB/m dB dB cm deg 1 10520.00 47.59 68.30 -20.71 56.65 37.71 13.55 60.32 --- --- Peak 2 15780.00 50.91 74.00 -23.09 53.76 40.63 15.59 59.07 --- --- Peak	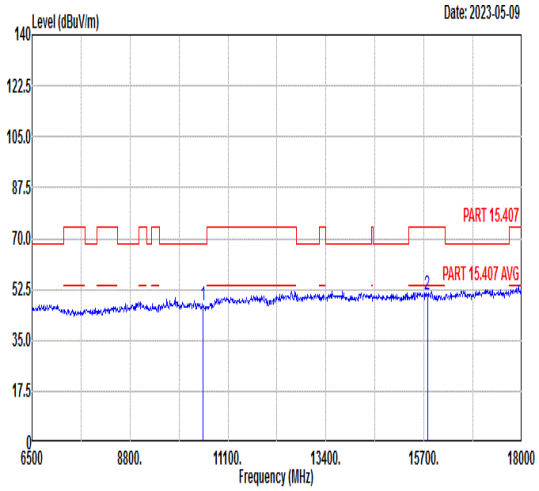 Freq Level Limit Line Margin (dB) Read Level Ant Factor Cable Loss Preamp Factor APos TPos Remark MHz dBuV/m dBuV/m dBuV dB/m dB dB cm deg 1 10520.00 46.78 68.30 -21.52 55.84 37.71 13.55 60.32 --- --- Peak 2 15780.00 50.74 74.00 -23.26 53.59 40.63 15.59 59.07 --- --- Peak

Mode	21	
	Band Edge - L	
	U-NII-2A_5.25-5.35_802.11ax HE20_CH52_ RU26/0_5260MHz	
Pol.	Horizontal	Fundamental
Peak	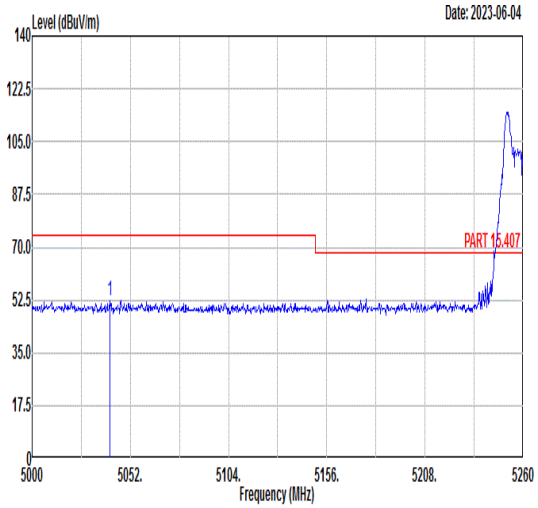 Freq Level Limit Line Margin (dB) Read Level Ant Factor Cable Loss Preamp Factor APos TPos Remark MHz dBuV/m dBuV/m dBuV dB/m dB dB cm deg 1 5041.34 52.29 74.00 -21.71 42.53 34.58 7.85 32.67 100 151 PEAK	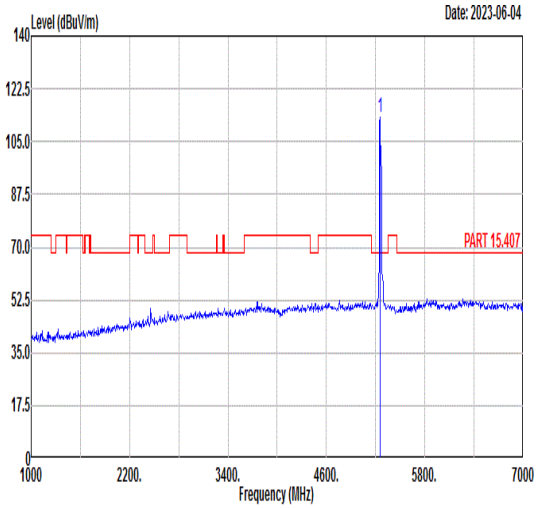 Freq Level Limit Line Margin (dB) Read Level Ant Factor Cable Loss Preamp Factor APos TPos Remark MHz dBuV/m dBuV/m dBuV dB/m dB dB cm deg 1 5260.00 113.26 ------ ------ 103.70 34.50 8.07 33.01 100 151 PEAK
Avg	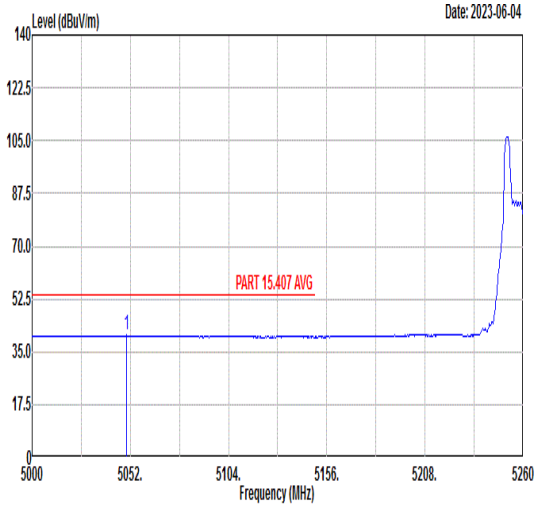 Freq Level Limit Line Margin (dB) Read Level Ant Factor Cable Loss Preamp Factor APos TPos Remark MHz dBuV/m dBuV/m dBuV dB/m dB dB cm deg 1 5049.92 40.46 54.00 -13.54 30.71 34.58 7.85 32.68 100 151 AVERAGE	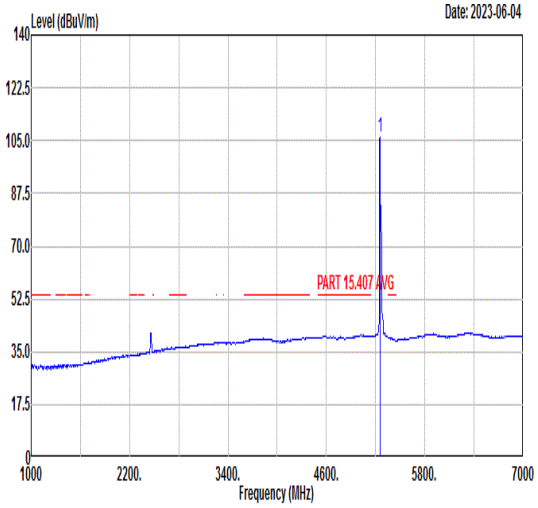 Freq Level Limit Line Margin (dB) Read Level Ant Factor Cable Loss Preamp Factor APos TPos Remark MHz dBuV/m dBuV/m dBuV dB/m dB dB cm deg 1 5260.00 106.00 ------ ------ 96.44 34.50 8.07 33.01 100 151 AVERAGE

Mode	21	
	Band Edge - R	
	U-NII-2A_5.25-5.35_802.11ax HE20_CH52_ RU26/0_5260MHz	
Pol.	Horizontal	Fundamental
Peak	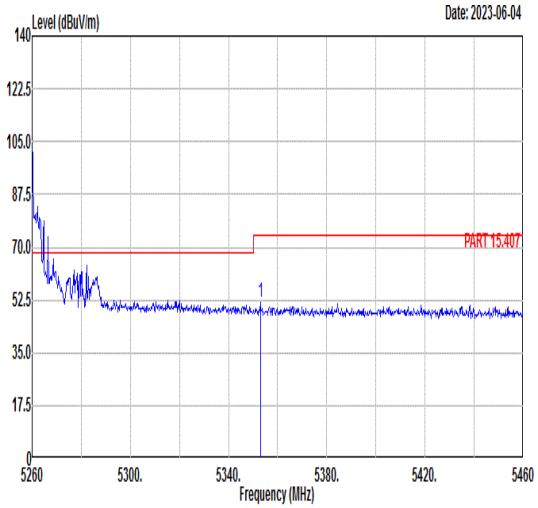 Freq Level Limit Line Margin (dB) Read Level Ant Factor Cable Loss Preamp Factor APos TPos Remark MHz dBuV/m dBuV/m dBuV dB/m dB dB cm deg 1 5353.00 51.57 74.00 -22.43 41.94 34.46 8.34 33.17 100 151 PEAK	Blank
Avg	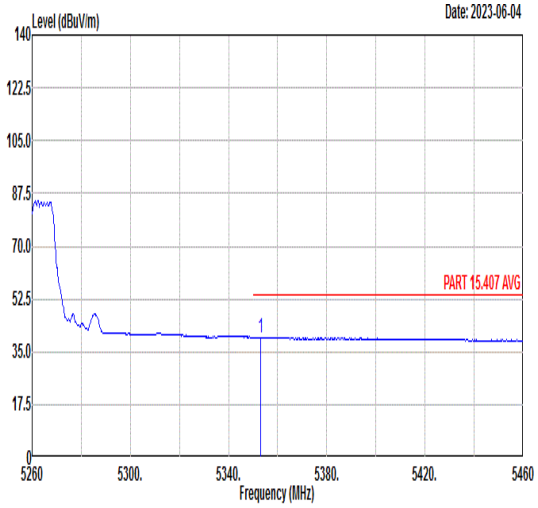 Freq Level Limit Line Margin (dB) Read Level Ant Factor Cable Loss Preamp Factor APos TPos Remark MHz dBuV/m dBuV/m dBuV dB/m dB dB cm deg 1 5353.20 39.85 54.00 -14.15 30.23 34.46 8.34 33.18 100 151 AVERAGE	Blank

Mode	21	
	Band Edge - L	
	U-NII-2A_5.25-5.35_802.11ax HE20_CH52_ RU26/0_5260MHz	
Pol.	Vertical	Fundamental
Peak	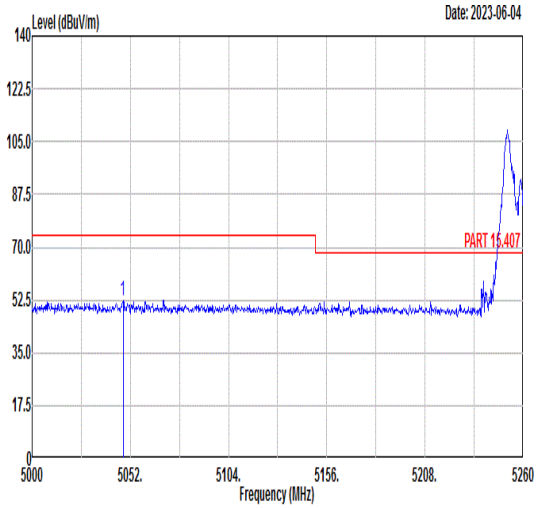 Freq Level Limit Line Margin (dB) Read Level Ant Factor Cable Loss Preamp Factor APos TPos Remark MHz dBuV/m dBuV/m dBuV dB/m dB dB cm deg 1 5048.10 52.44 74.00 -21.56 42.69 34.58 7.85 32.68 103 216 PEAK	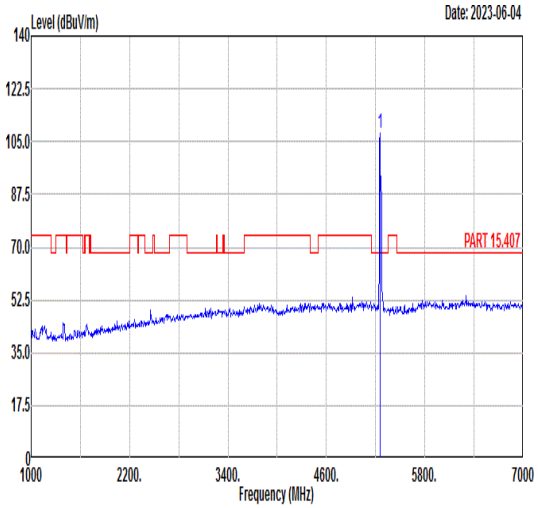 Freq Level Limit Line Margin (dB) Read Level Ant Factor Cable Loss Preamp Factor APos TPos Remark MHz dBuV/m dBuV/m dBuV dB/m dB dB cm deg 1 5260.00 107.75 ------ ------ 98.19 34.50 8.07 33.01 103 216 PEAK
Avg	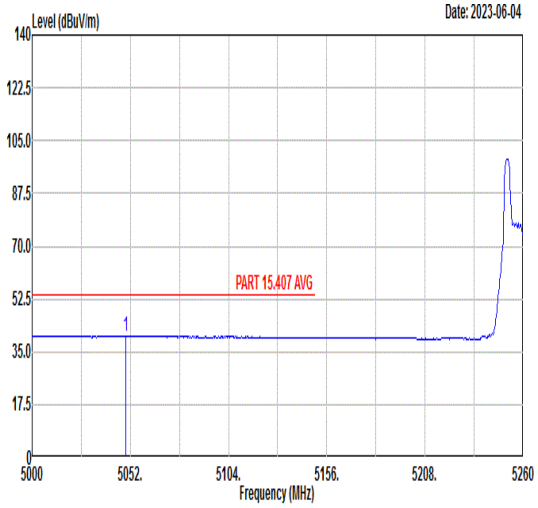 Freq Level Limit Line Margin (dB) Read Level Ant Factor Cable Loss Preamp Factor APos TPos Remark MHz dBuV/m dBuV/m dBuV dB/m dB dB cm deg 1 5049.66 40.30 54.00 -13.70 30.55 34.58 7.85 32.68 103 216 AVERAGE	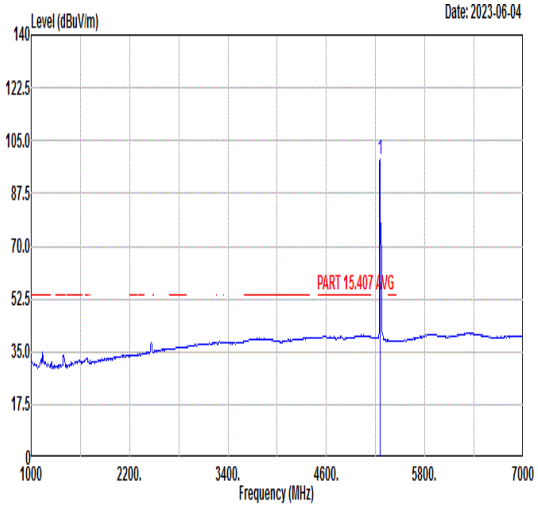 Freq Level Limit Line Margin (dB) Read Level Ant Factor Cable Loss Preamp Factor APos TPos Remark MHz dBuV/m dBuV/m dBuV dB/m dB dB cm deg 1 5260.00 98.69 ------ ------ 89.13 34.50 8.07 33.01 103 216 AVERAGE

Mode	21	
	Band Edge - R	
	U-NII-2A_5.25-5.35_802.11ax HE20_CH52_ RU26/0_5260MHz	
Pol.	Vertical	Fundamental
Peak	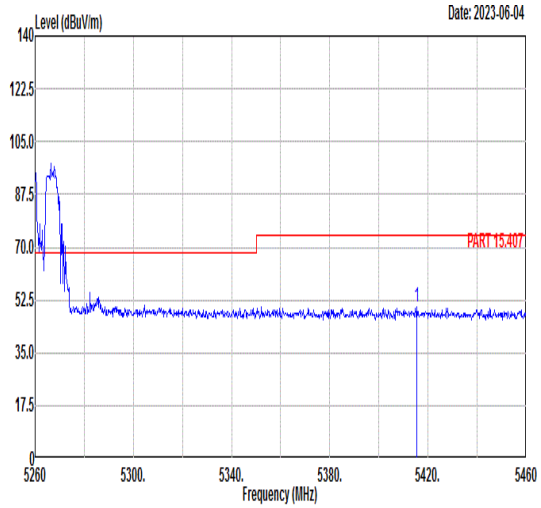 Freq Level Limit Line Margin (dB) Read Level Ant Factor Cable Loss Preamp Factor APos TPos Remark MHz dBuV/m dBuV/m dBuV dB/m dB dB cm deg 1 5415.40 49.99 74.00 -24.01 40.37 34.43 8.47 33.28 103 216 PEAK	Blank
Avg	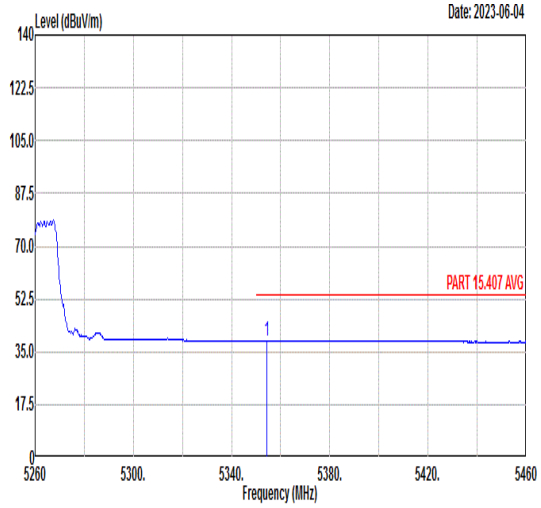 Freq Level Limit Line Margin (dB) Read Level Ant Factor Cable Loss Preamp Factor APos TPos Remark MHz dBuV/m dBuV/m dBuV dB/m dB dB cm deg 1 5354.40 38.81 54.00 -15.19 29.19 34.46 8.34 33.18 103 216 AVERAGE	Blank

Mode	22	
	Band Edge - L	
	U-NII-2A_5.25-5.35_802.11ax HE20_CH52_RU52/37_5260MHz	
Pol.	Horizontal	Fundamental
Peak	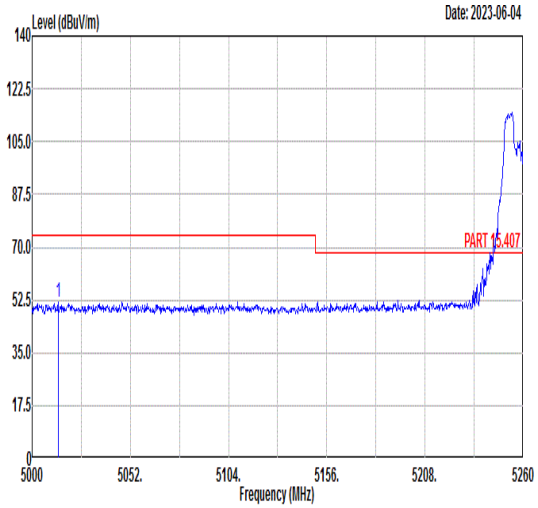 Freq Level Limit Line Margin (dB) Read Level Ant Factor Cable Loss Preamp Factor APos TPos Remark MHz dBuV/m dBuV/m dBuV dB/m dB dB cm deg 1 5013.78 51.93 74.00 -22.07 42.14 34.59 7.83 32.63 143 151 PEAK	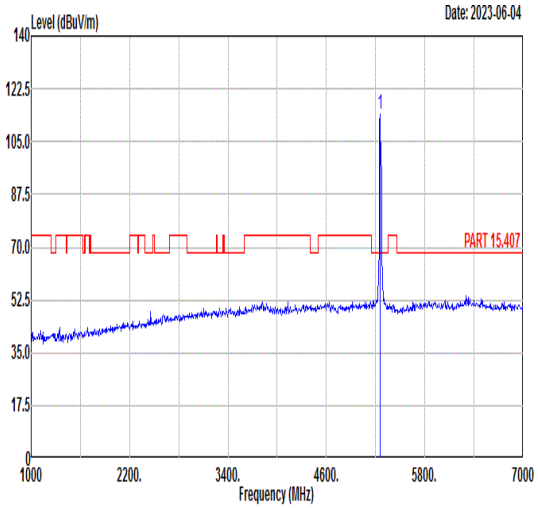 Freq Level Limit Line Margin (dB) Read Level Ant Factor Cable Loss Preamp Factor APos TPos Remark MHz dBuV/m dBuV/m dBuV dB/m dB dB cm deg 1 5260.00 113.98 ------ ------ 104.42 34.50 8.07 33.01 143 151 PEAK
Avg	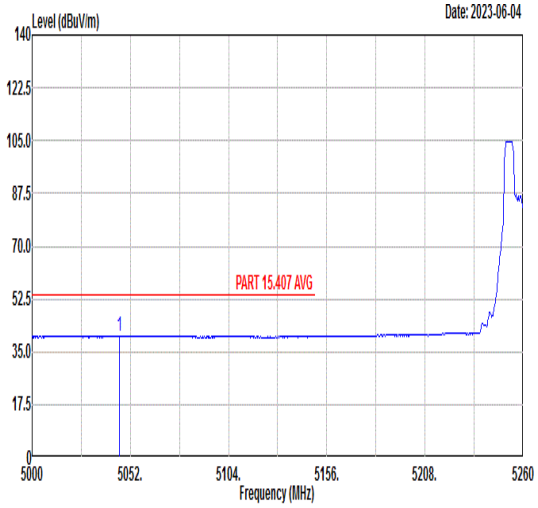 Freq Level Limit Line Margin (dB) Read Level Ant Factor Cable Loss Preamp Factor APos TPos Remark MHz dBuV/m dBuV/m dBuV dB/m dB dB cm deg 1 5046.28 40.38 54.00 -13.62 30.63 34.58 7.85 32.68 143 151 AVERAGE	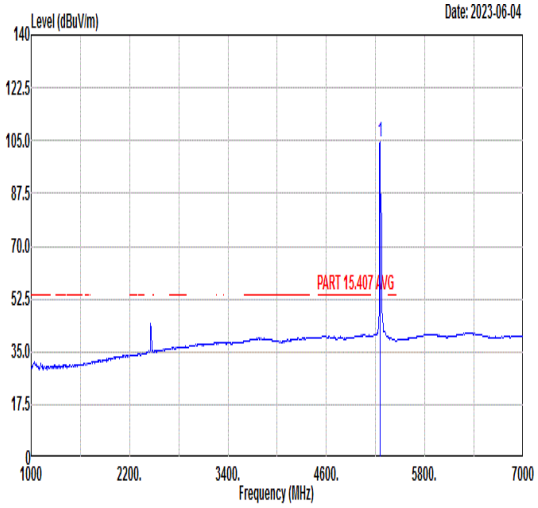 Freq Level Limit Line Margin (dB) Read Level Ant Factor Cable Loss Preamp Factor APos TPos Remark MHz dBuV/m dBuV/m dBuV dB/m dB dB cm deg 1 5260.00 104.56 ------ ------ 95.00 34.50 8.07 33.01 143 151 AVERAGE

Mode	22	
	Band Edge - R	
	U-NII-2A_5.25-5.35_802.11ax HE20_CH52_RU52/37_5260MHz	
Pol.	Horizontal	Fundamental
Peak	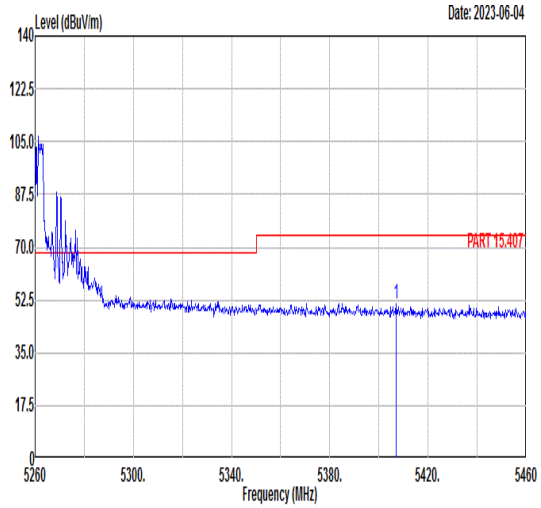 Freq Level Limit Line Margin (dB) Read Level Ant Factor Cable Loss Preamp Factor APos TPos Remark MHz dBuV/m dBuV/m dBuV dB/m dB dB cm deg 1 5407.00 51.46 74.00 -22.54 41.80 34.44 8.48 33.26 143 151 PEAK	Blank
Avg	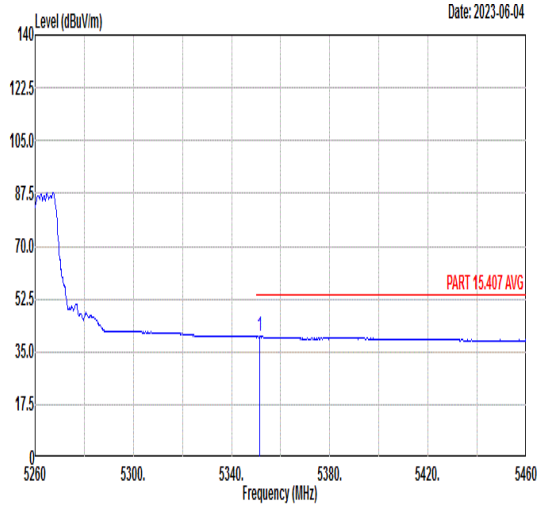 Freq Level Limit Line Margin (dB) Read Level Ant Factor Cable Loss Preamp Factor APos TPos Remark MHz dBuV/m dBuV/m dBuV dB/m dB dB cm deg 1 5351.40 40.02 54.00 -13.98 30.40 34.46 8.33 33.17 143 151 AVERAGE	Blank

Mode	22	
	Band Edge - L	
	U-NII-2A_5.25-5.35_802.11ax HE20_CH52_RU52/37_5260MHz	
Pol.	Vertical	Fundamental
Peak	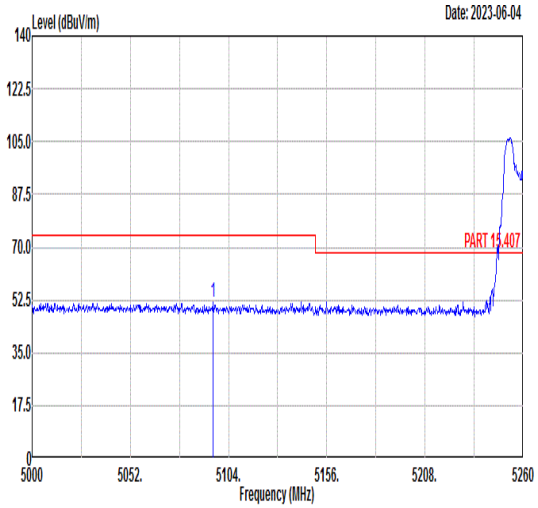 Freq Level Limit Line Margin (dB) Read Level Ant Factor Cable Loss Preamp Factor APos TPos Remark MHz dBuV/m dBuV/m dBuV dB/m dB dB cm deg 1 5095.94 51.66 74.00 -22.34 41.98 34.56 7.88 32.76 100 244 PEAK	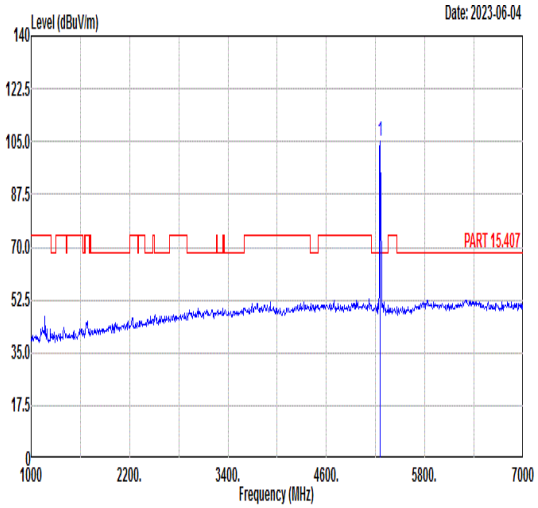 Freq Level Limit Line Margin (dB) Read Level Ant Factor Cable Loss Preamp Factor APos TPos Remark MHz dBuV/m dBuV/m dBuV dB/m dB dB cm deg 1 5260.00 105.34 ------ ------ 95.78 34.50 8.07 33.01 100 244 PEAK
Avg	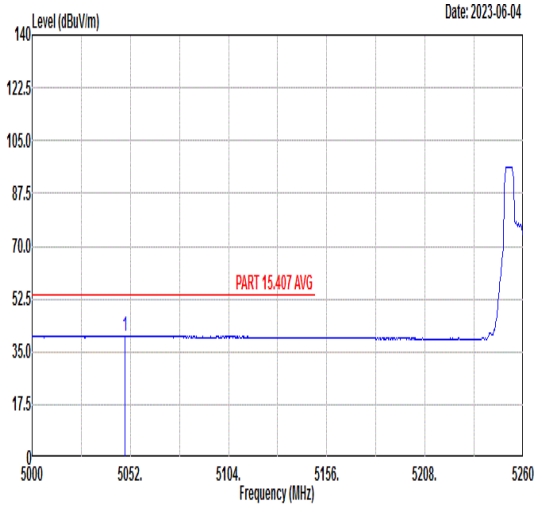 Freq Level Limit Line Margin (dB) Read Level Ant Factor Cable Loss Preamp Factor APos TPos Remark MHz dBuV/m dBuV/m dBuV dB/m dB dB cm deg 1 5049.14 40.33 54.00 -13.67 30.58 34.58 7.85 32.68 100 244 AVERAGE	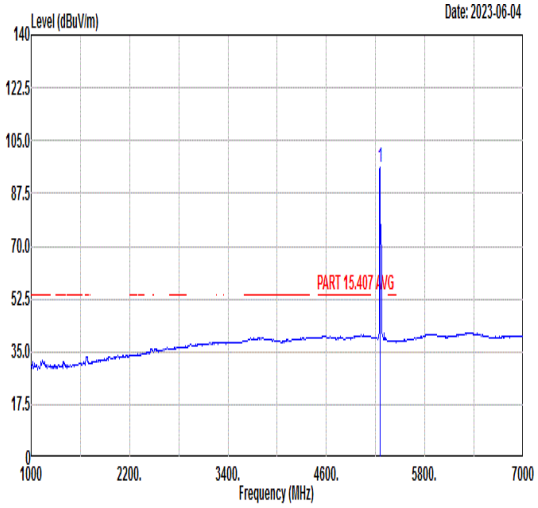 Freq Level Limit Line Margin (dB) Read Level Ant Factor Cable Loss Preamp Factor APos TPos Remark MHz dBuV/m dBuV/m dBuV dB/m dB dB cm deg 1 5260.00 96.28 ------ ------ 86.72 34.50 8.07 33.01 100 244 AVERAGE

Mode	22	
	Band Edge - R	
	U-NII-2A_5.25-5.35_802.11ax HE20_CH52_RU52/37_5260MHz	
Pol.	Vertical	Fundamental
Peak	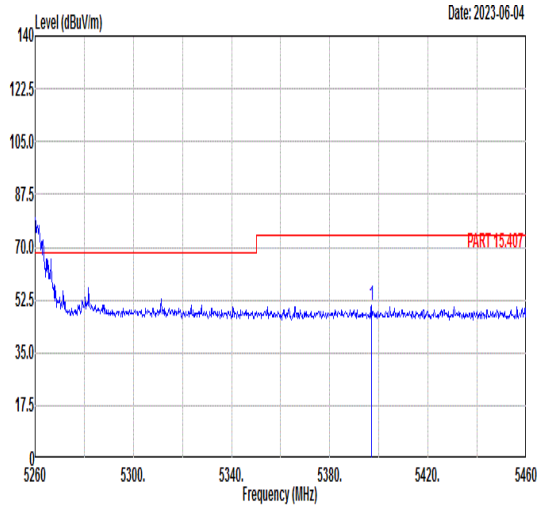 Freq Level Limit Line Margin (dB) Read Level Ant Factor Cable Loss Preamp Factor APos TPos Remark MHz dBuV/m dBuV/m dBuV dB/m dB dB cm deg 1 5397.00 50.59 74.00 -23.41 40.95 34.44 8.45 33.25 100 244 PEAK	Blank
Avg	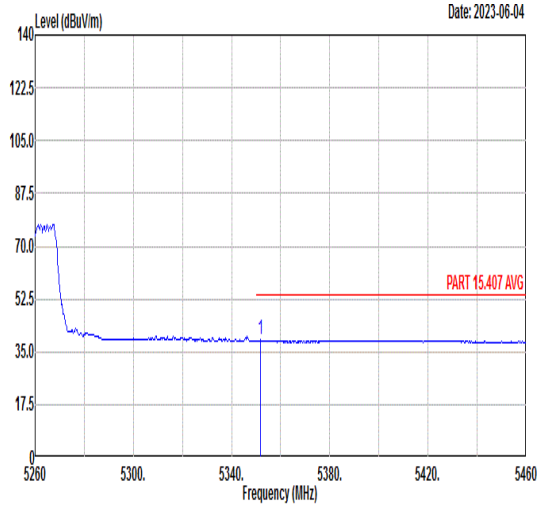 Freq Level Limit Line Margin (dB) Read Level Ant Factor Cable Loss Preamp Factor APos TPos Remark MHz dBuV/m dBuV/m dBuV dB/m dB dB cm deg 1 5351.80 38.93 54.00 -15.07 29.31 34.46 8.33 33.17 100 244 AVERAGE	Blank

Mode	23	
	Band Edge - L	
	U-NII-2A_5.25-5.35_802.11ax HE20_CH52_RU106/53_5260MHz	
Pol.	Horizontal	Fundamental
Peak	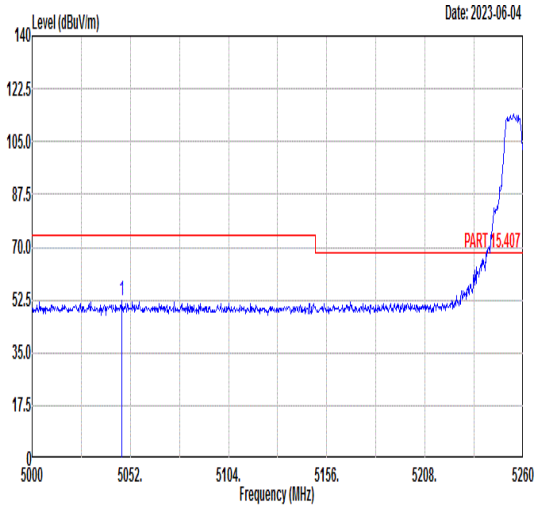 Freq Level Limit Line Margin (dB) Read Level Ant Factor Cable Loss Preamp Factor APos TPos Remark MHz dBuV/m dBuV/m dBuV dB/m dB dB cm deg 1 5047.32 52.31 74.00 -21.69 42.56 34.58 7.85 32.68 129 152 PEAK	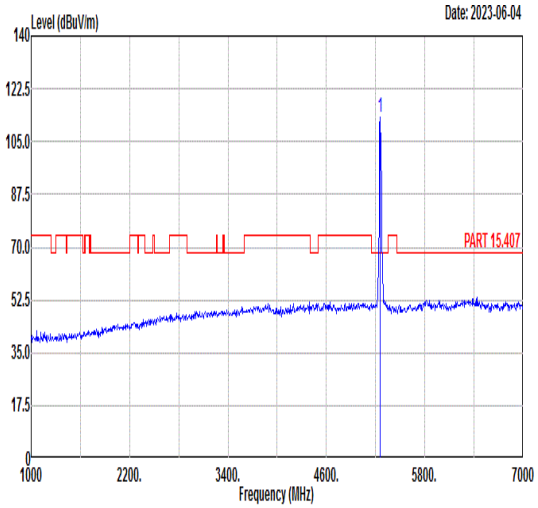 Freq Level Limit Line Margin (dB) Read Level Ant Factor Cable Loss Preamp Factor APos TPos Remark MHz dBuV/m dBuV/m dBuV dB/m dB dB cm deg 1 5260.00 113.08 ------ ------ 103.52 34.50 8.07 33.01 129 152 PEAK
Avg	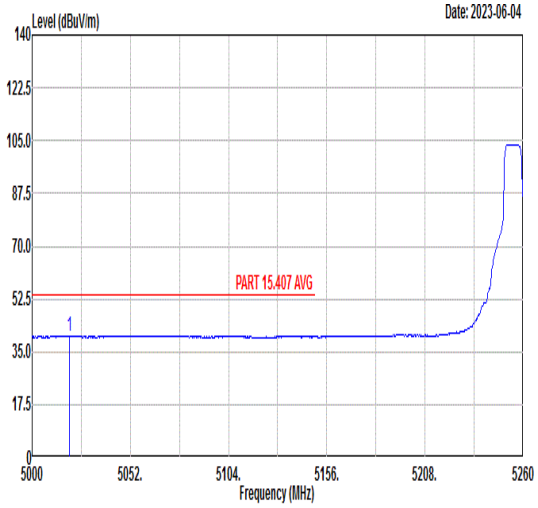 Freq Level Limit Line Margin (dB) Read Level Ant Factor Cable Loss Preamp Factor APos TPos Remark MHz dBuV/m dBuV/m dBuV dB/m dB dB cm deg 1 5019.76 40.23 54.00 -13.77 30.45 34.59 7.83 32.64 129 152 AVERAGE	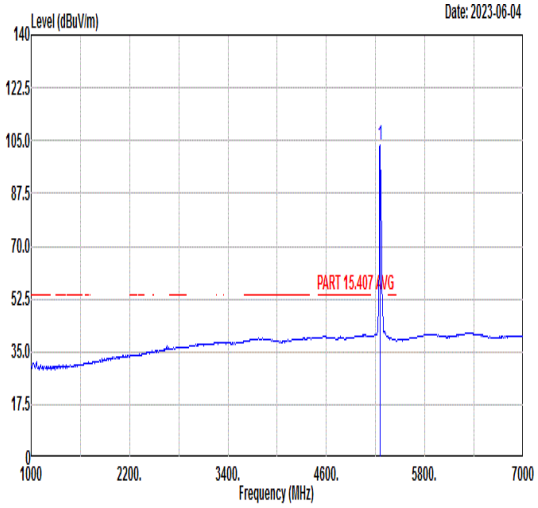 Freq Level Limit Line Margin (dB) Read Level Ant Factor Cable Loss Preamp Factor APos TPos Remark MHz dBuV/m dBuV/m dBuV dB/m dB dB cm deg 1 5260.00 103.44 ------ ------ 93.88 34.50 8.07 33.01 129 152 AVERAGE

Mode	23	
	Band Edge - R	
	U-NII-2A_5.25-5.35_802.11ax HE20_CH52_RU106/53_5260MHz	
Pol.	Horizontal	Fundamental
Peak	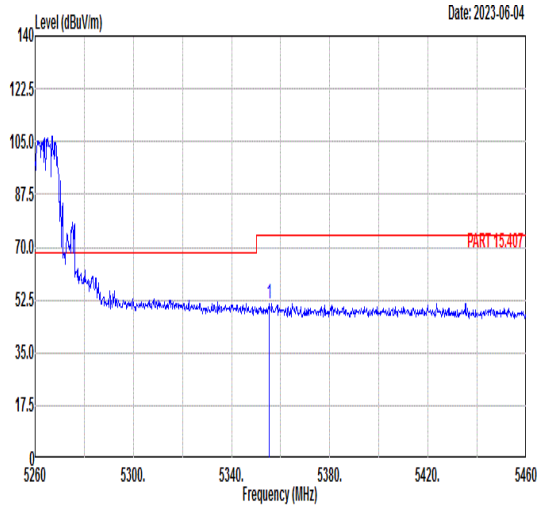 Freq Level Limit Line Margin (dB) Read Level Ant Factor Cable Loss Preamp Factor APos TPos Remark MHz dBuV/m dBuV/m dBuV dB/m dB dB cm deg 1 5355.40 51.44 74.00 -22.56 41.82 34.46 8.34 33.18 129 152 PEAK	Blank
Avg	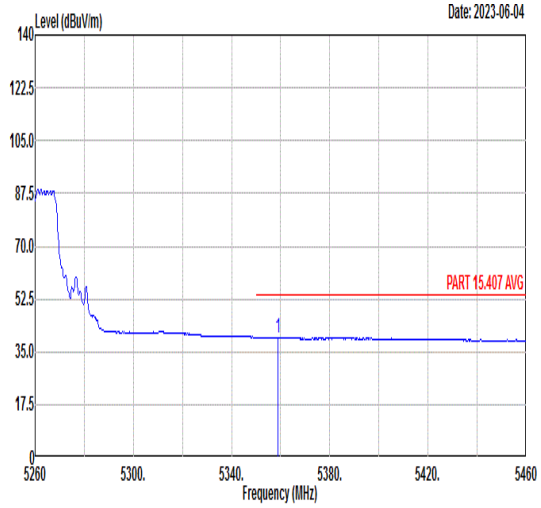 Freq Level Limit Line Margin (dB) Read Level Ant Factor Cable Loss Preamp Factor APos TPos Remark MHz dBuV/m dBuV/m dBuV dB/m dB dB cm deg 1 5358.80 39.87 54.00 -14.13 30.24 34.46 8.35 33.18 129 152 AVERAGE	Blank

Mode	23	
	Band Edge - L	
	U-NII-2A_5.25-5.35_802.11ax HE20_CH52_RU106/53_5260MHz	
Pol.	Vertical	Fundamental
Peak	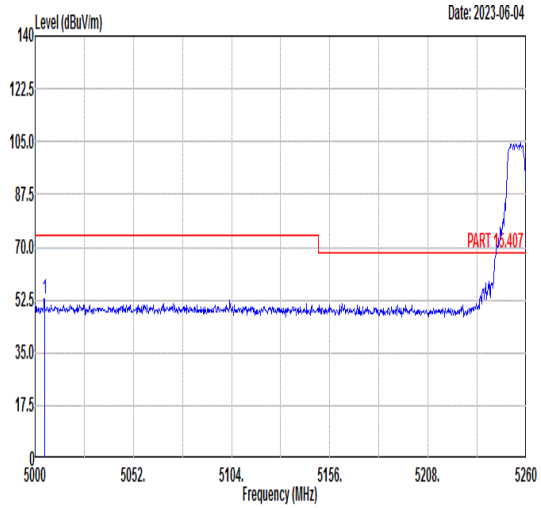 Freq Level Limit Line Margin (dB) Read Level Ant Factor Cable Loss Preamp Factor APos TPos Remark MHz dBuV/m dBuV/m dBuV dB/m dB dB cm deg 1 5004.94 52.85 74.00 -21.15 43.04 34.60 7.82 32.61 109 214 PEAK	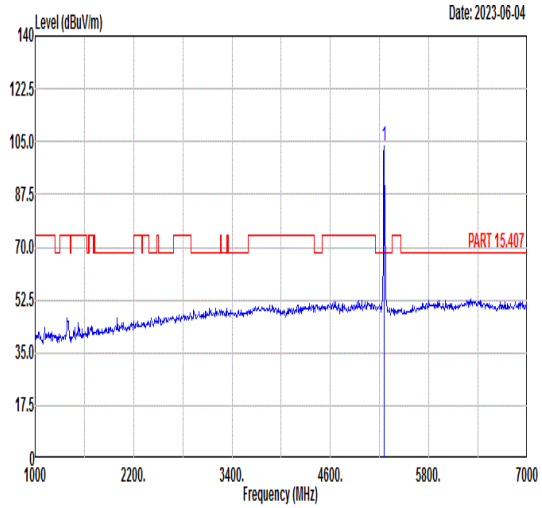 Freq Level Limit Line Margin (dB) Read Level Ant Factor Cable Loss Preamp Factor APos TPos Remark MHz dBuV/m dBuV/m dBuV dB/m dB dB cm deg 1 5260.00 103.71 ------ ------ 94.14 34.50 8.09 33.02 109 214 PEAK
Avg	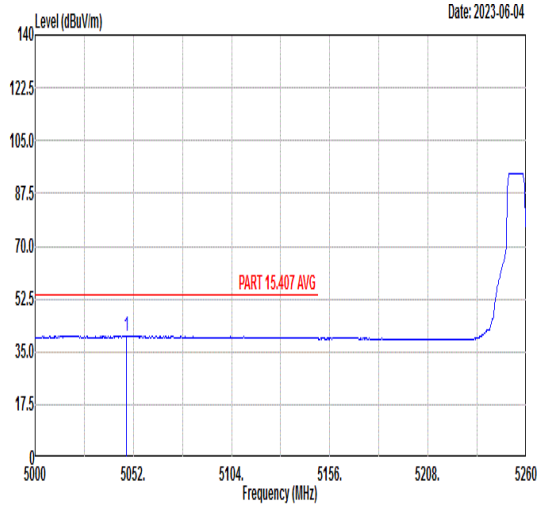 Freq Level Limit Line Margin (dB) Read Level Ant Factor Cable Loss Preamp Factor APos TPos Remark MHz dBuV/m dBuV/m dBuV dB/m dB dB cm deg 1 5048.36 40.12 54.00 -13.88 30.37 34.58 7.85 32.68 109 214 AVERAGE	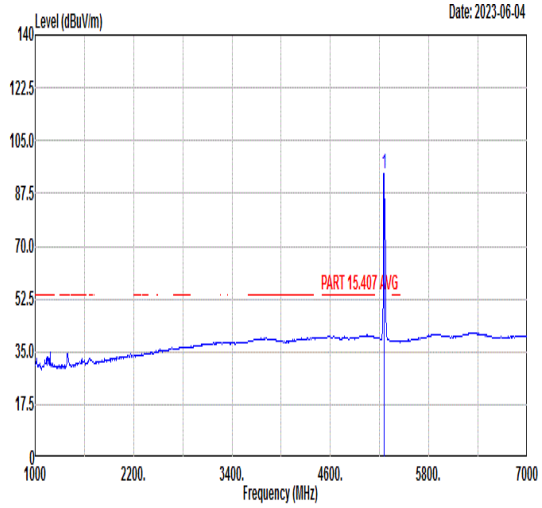 Freq Level Limit Line Margin (dB) Read Level Ant Factor Cable Loss Preamp Factor APos TPos Remark MHz dBuV/m dBuV/m dBuV dB/m dB dB cm deg 1 5260.00 94.25 ------ ------ 84.69 34.50 8.07 33.01 109 214 AVERAGE

Mode	23	
	Band Edge - R	
	U-NII-2A_5.25-5.35_802.11ax HE20_CH52_RU106/53_5260MHz	
Pol.	Vertical	Fundamental
Peak	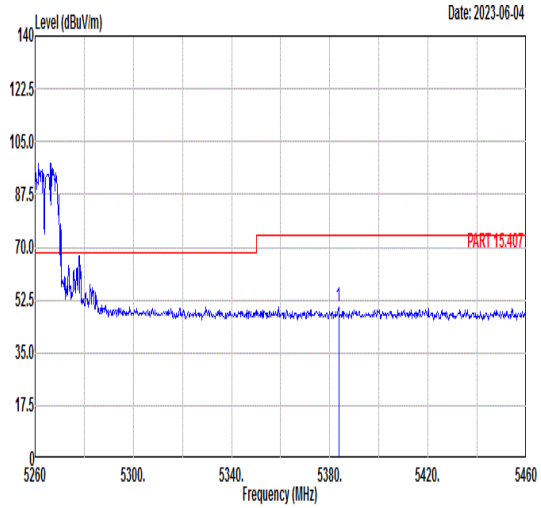 Freq Level Limit Line Margin (dB) Read Level Ant Factor Cable Loss Preamp Factor APos TPos Remark MHz dBuV/m dBuV/m dBuV dB/m dB dB cm deg 1 5383.60 50.44 74.00 -23.56 40.79 34.45 8.42 33.22 109 214 PEAK	Blank
Avg	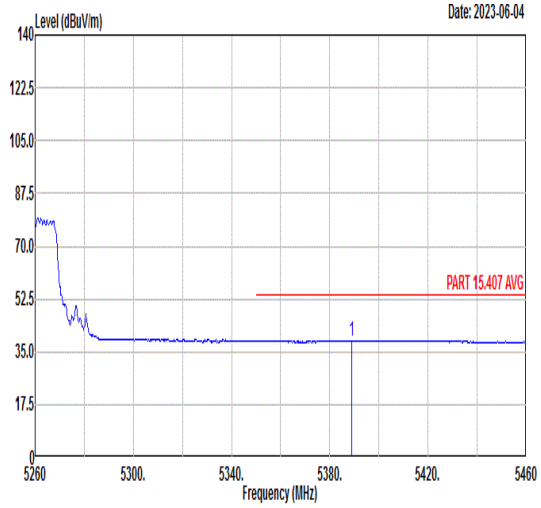 Freq Level Limit Line Margin (dB) Read Level Ant Factor Cable Loss Preamp Factor APos TPos Remark MHz dBuV/m dBuV/m dBuV dB/m dB dB cm deg 1 5388.80 38.69 54.00 -15.31 29.05 34.44 8.43 33.23 109 214 AVERAGE	Blank

Mode	24	
	Band Edge - L	
	U-NII-2A_5.25-5.35_802.11ax HE20_CH60_Full RU_5300MHz	
Pol.	Horizontal	Fundamental
Peak	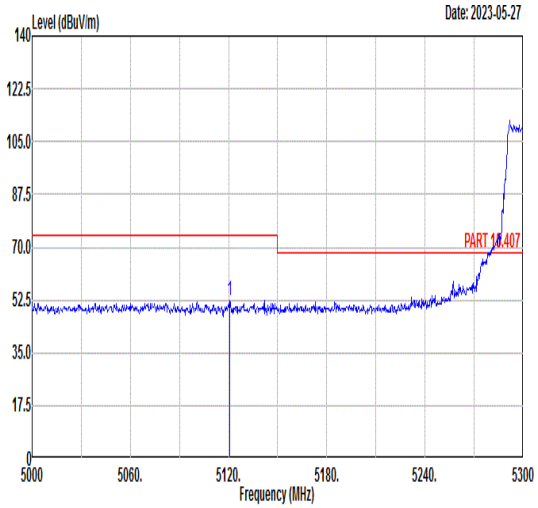 Freq Level Limit Line Margin (dB) Read Level Ant Factor Cable Loss Preamp Factor APos TPos Remark MHz dBuV/m dBuV/m dBuV dB/m dB dB cm deg 1 5120.90 52.21 74.00 -21.79 42.56 34.55 7.90 32.80 121 157 PEAK	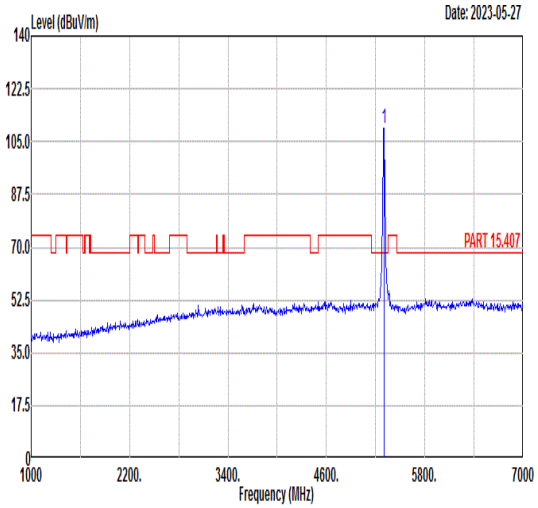 Freq Level Limit Line Margin (dB) Read Level Ant Factor Cable Loss Preamp Factor APos TPos Remark MHz dBuV/m dBuV/m dBuV dB/m dB dB cm deg 1 5300.00 109.58 ------ ------ 99.99 34.48 8.20 33.09 121 157 PEAK
Avg	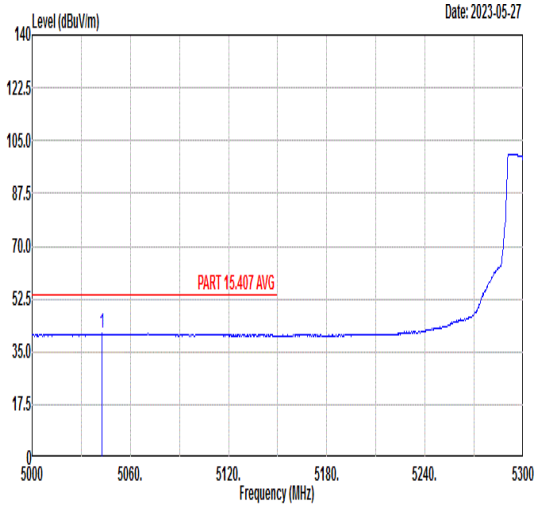 Freq Level Limit Line Margin (dB) Read Level Ant Factor Cable Loss Preamp Factor APos TPos Remark MHz dBuV/m dBuV/m dBuV dB/m dB dB cm deg 1 5042.60 41.01 54.00 -12.99 31.25 34.58 7.85 32.67 121 157 AVERAGE	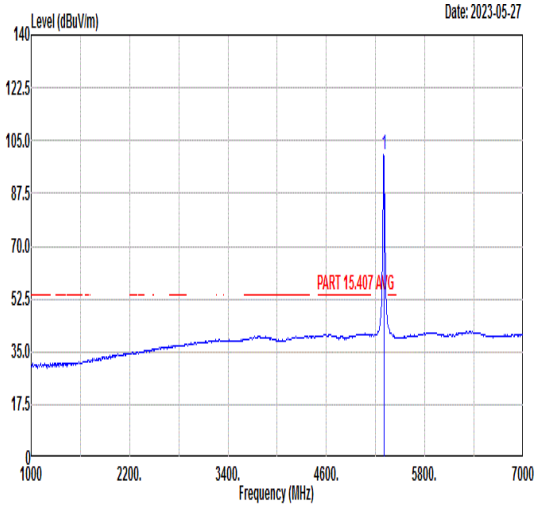 Freq Level Limit Line Margin (dB) Read Level Ant Factor Cable Loss Preamp Factor APos TPos Remark MHz dBuV/m dBuV/m dBuV dB/m dB dB cm deg 1 5300.00 100.37 ------ ------ 90.79 34.48 8.17 33.07 121 157 AVERAGE

Mode	24	
	Band Edge - R	
	U-NII-2A_5.25-5.35_802.11ax HE20_CH60_Full RU_5300MHz	
Pol.	Horizontal	Fundamental
Peak	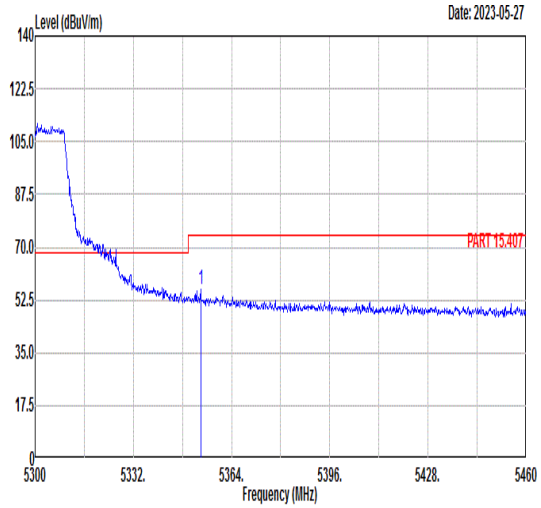 Freq Level Limit Line Margin (dB) Read Level Ant Factor Cable Loss Preamp Factor APos TPos Remark MHz dBuV/m dBuV/m dBuV dB/m dB dB cm deg 1 5353.92 55.74 74.00 -18.26 46.12 34.46 8.34 33.18 121 157 PEAK	Blank
Avg	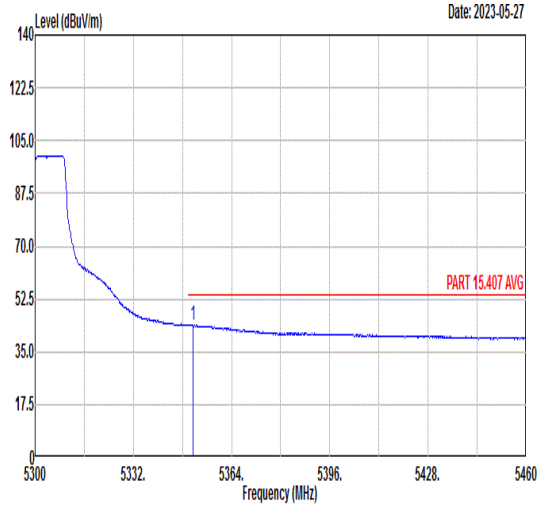 Freq Level Limit Line Margin (dB) Read Level Ant Factor Cable Loss Preamp Factor APos TPos Remark MHz dBuV/m dBuV/m dBuV dB/m dB dB cm deg 1 5351.36 43.93 54.00 -10.07 34.31 34.46 8.33 33.17 121 157 AVERAGE	Blank

Mode	24	
	Band Edge - L	
	U-NII-2A_5.25-5.35_802.11ax HE20_CH60_Full RU_5300MHz	
Pol.	Vertical	Fundamental
Peak	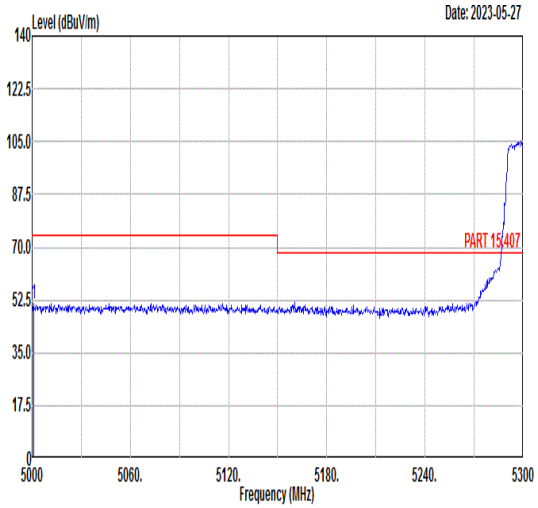 Freq Level Limit Line Margin (dB) Read Level Ant Factor Cable Loss Preamp Factor APos TPos Remark MHz dBuV/m dBuV/m dBuV dB/m dB dB cm deg 1 5000.90 51.39 74.00 -22.61 41.57 34.60 7.82 32.60 372 210 PEAK	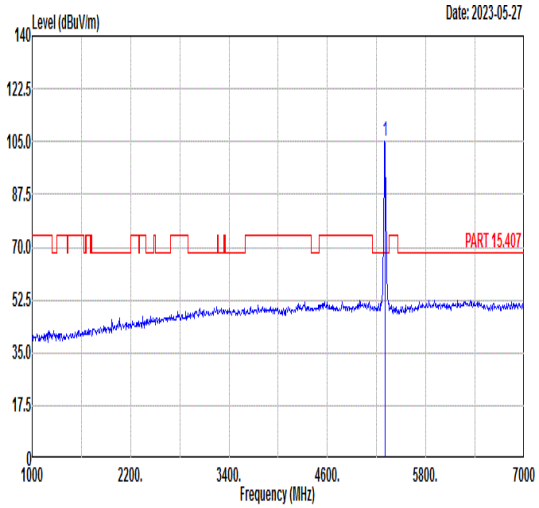 Freq Level Limit Line Margin (dB) Read Level Ant Factor Cable Loss Preamp Factor APos TPos Remark MHz dBuV/m dBuV/m dBuV dB/m dB dB cm deg 1 5300.00 105.36 ------ ------ 95.78 34.48 8.18 33.08 372 210 PEAK
Avg	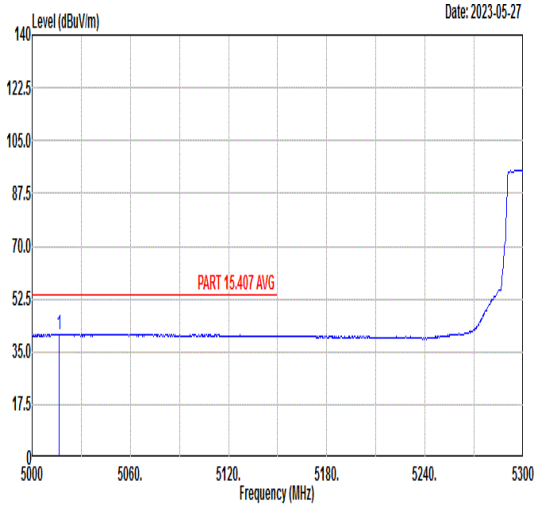 Freq Level Limit Line Margin (dB) Read Level Ant Factor Cable Loss Preamp Factor APos TPos Remark MHz dBuV/m dBuV/m dBuV dB/m dB dB cm deg 1 5016.50 40.93 54.00 -13.07 31.14 34.59 7.83 32.63 372 210 AVERAGE	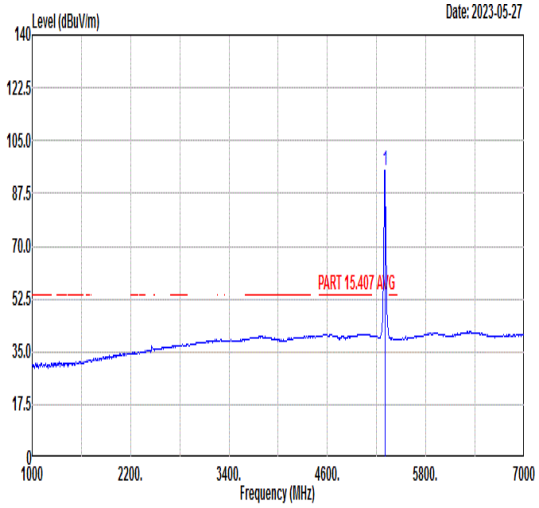 Freq Level Limit Line Margin (dB) Read Level Ant Factor Cable Loss Preamp Factor APos TPos Remark MHz dBuV/m dBuV/m dBuV dB/m dB dB cm deg 1 5300.00 95.19 ------ ------ 85.59 34.48 8.22 33.10 372 210 AVERAGE

Mode	24	
	Band Edge - R	
	U-NII-2A_5.25-5.35_802.11ax HE20_CH60_Full RU_5300MHz	
Pol.	Vertical	Fundamental
Peak	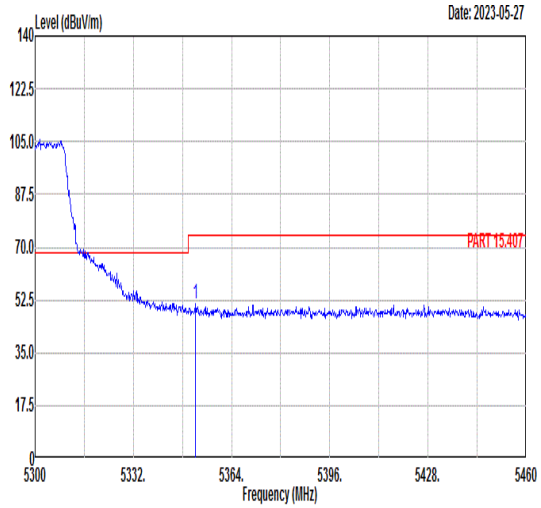 Freq Level Limit Line Margin (dB) Read Level Ant Factor Cable Loss Preamp Factor APos TPos Remark MHz dBuV/m dBuV/m dBuV dB/m dB dB cm deg 1 5352.32 51.09 74.00 -22.91 41.47 34.46 8.33 33.17 372 210 PEAK	Blank
Avg	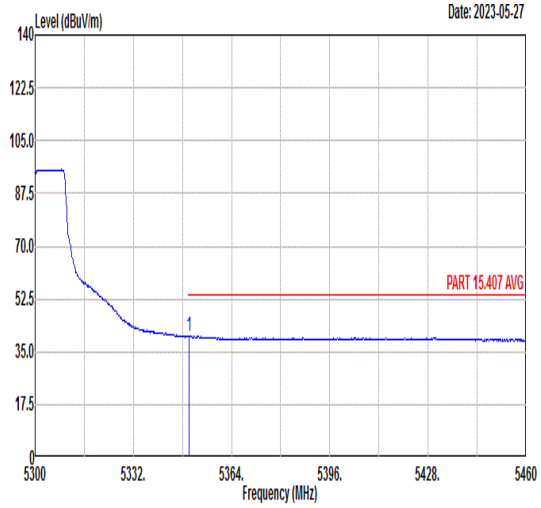 Freq Level Limit Line Margin (dB) Read Level Ant Factor Cable Loss Preamp Factor APos TPos Remark MHz dBuV/m dBuV/m dBuV dB/m dB dB cm deg 1 5350.24 40.06 54.00 -13.94 30.44 34.46 8.33 33.17 372 210 AVERAGE	Blank

Mode	24	
	Harmonic	
	U-NII-2A_5.25-5.35_802.11ax HE20_CH60_Full RU_5300MHz	
Pol.	Horizontal	Vertical
Peak Avg	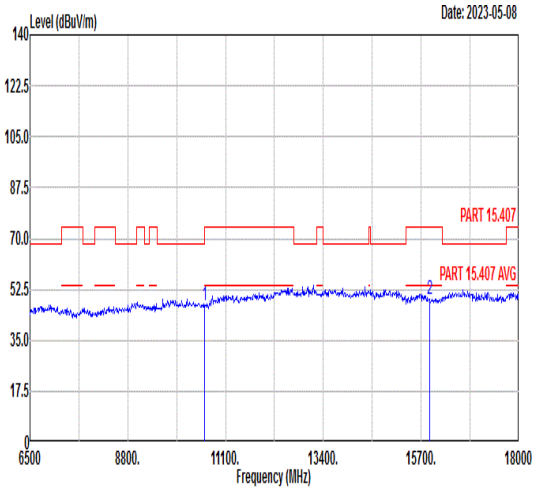 Freq Level Limit Line Margin (dB) Read Level Ant Factor Cable Loss Preamp Factor APos TPos Remark MHz dBuV/m dBuV/m dBuV dB/m dB dB cm deg 1 10600.00 46.88 74.00 -27.12 55.48 37.78 13.59 59.97 --- --- Peak 2 15900.00 48.99 74.00 -25.01 52.01 40.67 15.62 59.31 --- --- Peak	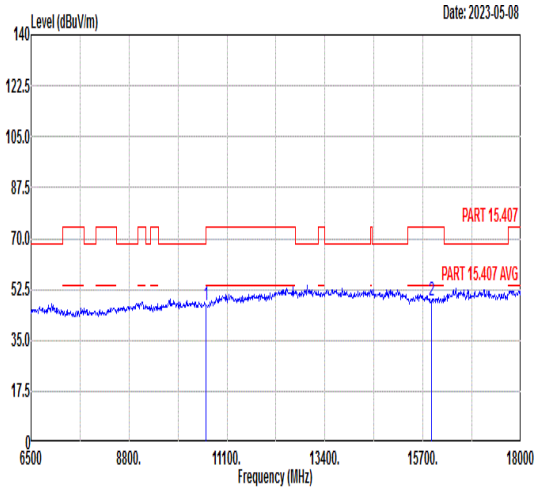 Freq Level Limit Line Margin (dB) Read Level Ant Factor Cable Loss Preamp Factor APos TPos Remark MHz dBuV/m dBuV/m dBuV dB/m dB dB cm deg 1 10600.00 46.97 74.00 -27.03 55.57 37.78 13.59 59.97 --- --- Peak 2 15900.00 48.74 74.00 -25.26 51.76 40.67 15.62 59.31 --- --- Peak

Mode	25	
	Band Edge	
	U-NII-2A_5.25-5.35_802.11ax HE20_CH64_Full RU_5320MHz	
Pol.	Horizontal	Fundamental
Peak	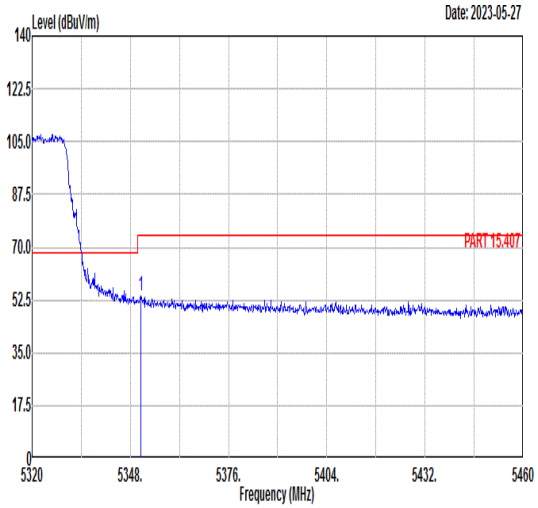 Freq Level Limit Line Margin (dB) Read Level Ant Factor Cable Loss Preamp Factor APos TPos Remark MHz dBuV/m dBuV/m dBuV dB/m dB dB cm deg 1 5351.08 53.83 74.00 -20.17 44.21 34.46 8.33 33.17 164 161 PEAK	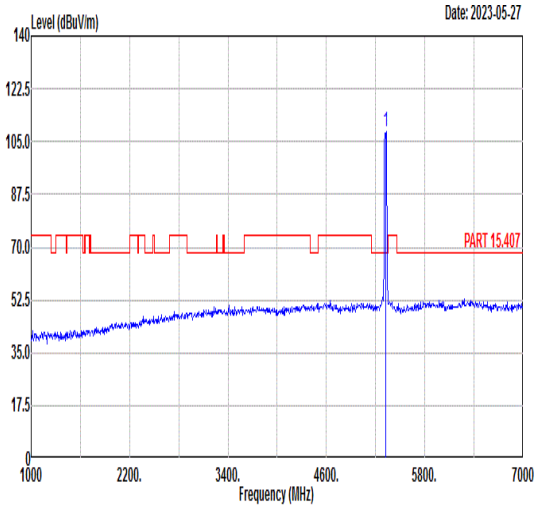 Freq Level Limit Line Margin (dB) Read Level Ant Factor Cable Loss Preamp Factor APos TPos Remark MHz dBuV/m dBuV/m dBuV dB/m dB dB cm deg 1 5320.00 108.23 ------ ------ 98.62 34.47 8.28 33.14 164 161 PEAK
Avg	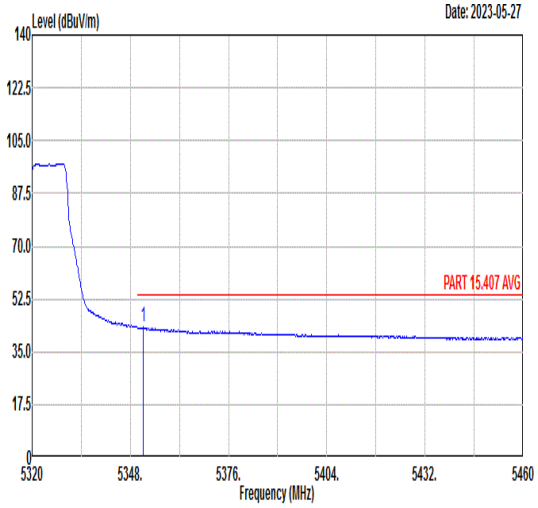 Freq Level Limit Line Margin (dB) Read Level Ant Factor Cable Loss Preamp Factor APos TPos Remark MHz dBuV/m dBuV/m dBuV dB/m dB dB cm deg 1 5351.64 43.08 54.00 -10.92 33.46 34.46 8.33 33.17 164 161 AVERAGE	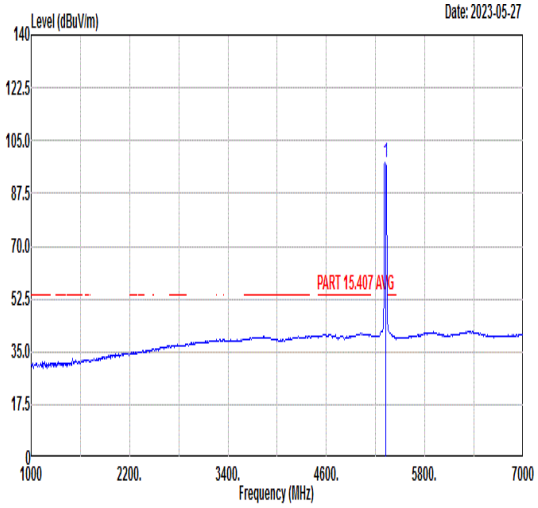 Freq Level Limit Line Margin (dB) Read Level Ant Factor Cable Loss Preamp Factor APos TPos Remark MHz dBuV/m dBuV/m dBuV dB/m dB dB cm deg 1 5320.00 97.79 ------ ------ 88.20 34.47 8.23 33.11 164 161 AVERAGE

Mode	25	
	Band Edge	
	U-NII-2A_5.25-5.35_802.11ax HE20_CH64_Full RU_5320MHz	
Pol.	Vertical	Fundamental
Peak	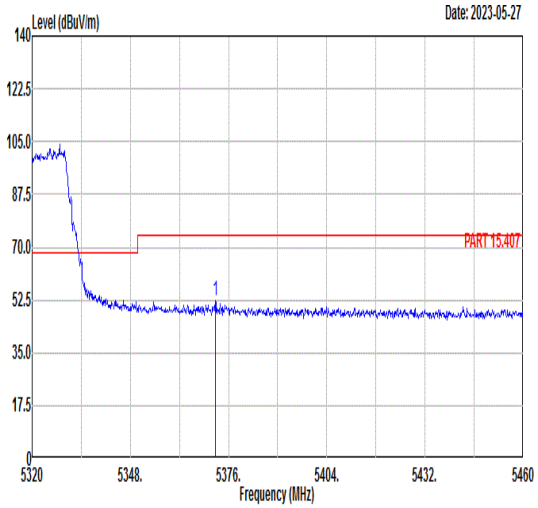 Freq Level Limit Line Margin (dB) Read Level Ant Factor Cable Loss Preamp Factor APos TPos Remark MHz dBuV/m dBuV/m dBuV dB/m dB dB cm deg 1 5372.22 52.05 74.00 -21.95 42.42 34.45 8.39 33.21 363 220 PEAK	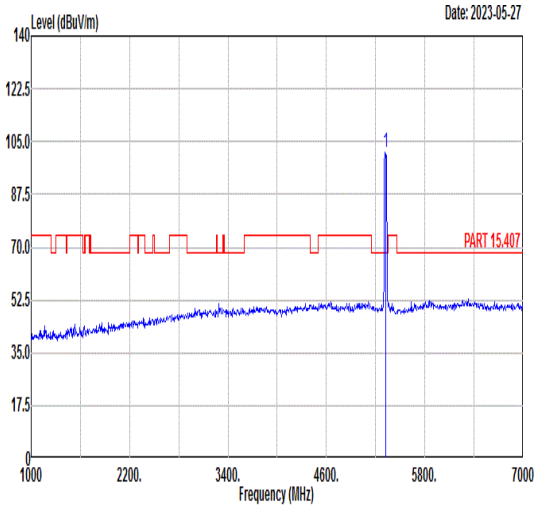 Freq Level Limit Line Margin (dB) Read Level Ant Factor Cable Loss Preamp Factor APos TPos Remark MHz dBuV/m dBuV/m dBuV dB/m dB dB cm deg 1 5320.00 101.31 ------ ------ 91.72 34.47 8.23 33.11 363 220 PEAK
Avg	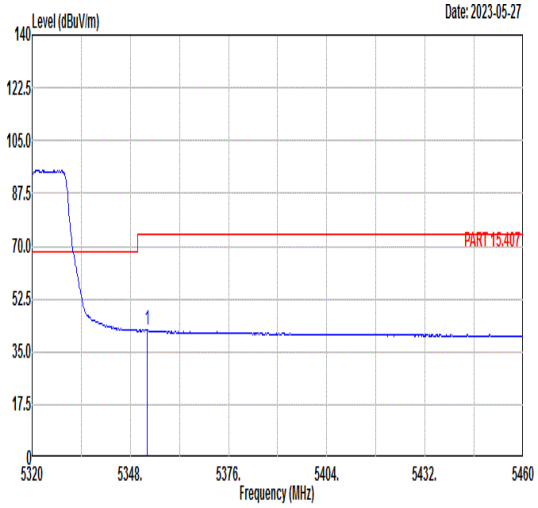 Freq Level Limit Line Margin (dB) Read Level Ant Factor Cable Loss Preamp Factor APos TPos Remark MHz dBuV/m dBuV/m dBuV dB/m dB dB cm deg 1 5352.90 42.20 74.00 -31.80 32.57 34.46 8.34 33.17 363 220 AVERAGE	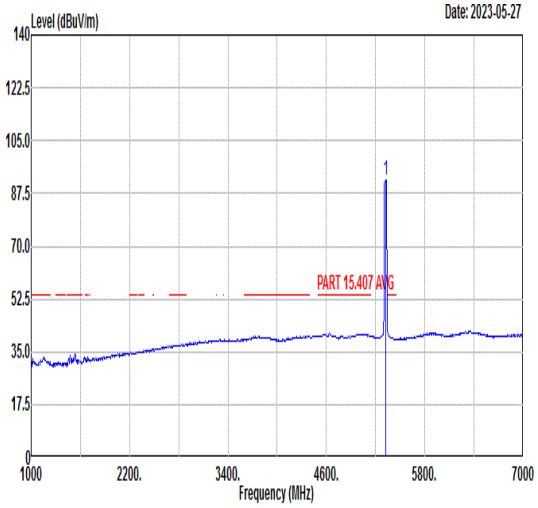 Freq Level Limit Line Margin (dB) Read Level Ant Factor Cable Loss Preamp Factor APos TPos Remark MHz dBuV/m dBuV/m dBuV dB/m dB dB cm deg 1 5320.00 92.02 ------ ------ 82.42 34.47 8.26 33.13 363 220 AVERAGE

Mode	25	
	Harmonic	
	U-NII-2A_5.25-5.35_802.11ax HE20_CH64_Full RU_5320MHz	
Pol.	Horizontal	Vertical
Peak Avg	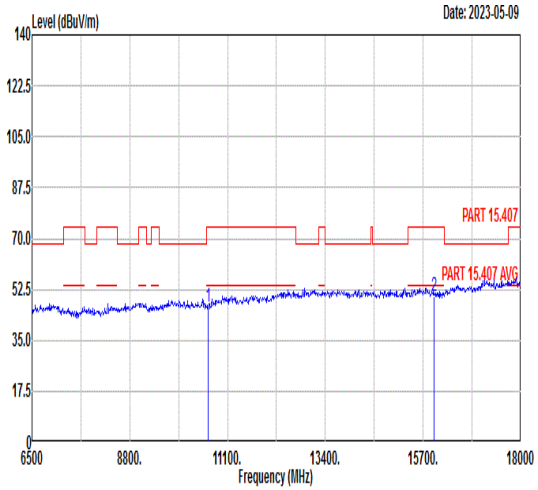 Freq Level Limit Line Margin (dB) Read Level Ant Factor Cable Loss Preamp Factor APos TPos Remark MHz dBuV/m dBuV/m dBuV dB/m dB dB cm deg 1 10640.00 46.30 74.00 -27.70 54.68 37.81 13.60 59.79 --- --- Peak 2 15960.00 50.25 74.00 -23.75 53.36 40.69 15.63 59.43 --- --- Peak	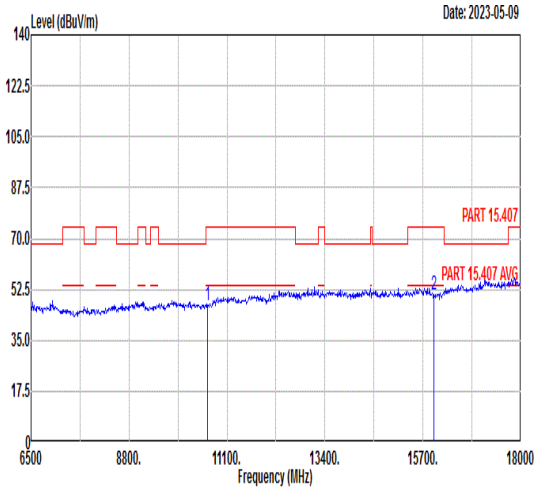 Freq Level Limit Line Margin (dB) Read Level Ant Factor Cable Loss Preamp Factor APos TPos Remark MHz dBuV/m dBuV/m dBuV dB/m dB dB cm deg 1 10640.00 47.01 74.00 -26.99 55.39 37.81 13.60 59.79 --- --- Peak 2 15960.00 50.66 74.00 -23.34 53.77 40.69 15.63 59.43 --- --- Peak

Mode	26	
	Band Edge	
	U-NII-2A_5.25-5.35_802.11ax HE20_CH64_RU26/8_5320MHz	
Pol.	Horizontal	Fundamental
Peak	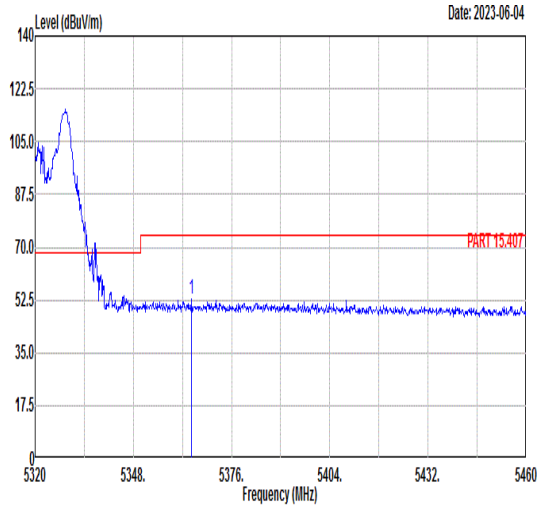 Freq Level Limit Line Margin (dB) Read Level Ant Factor Cable Loss Preamp Factor APos TPos Remark MHz dBuV/m dBuV/m dBuV dB/m dB dB cm deg 1 5364.52 52.65 74.00 -21.35 43.02 34.45 8.37 33.19 266 158 PEAK	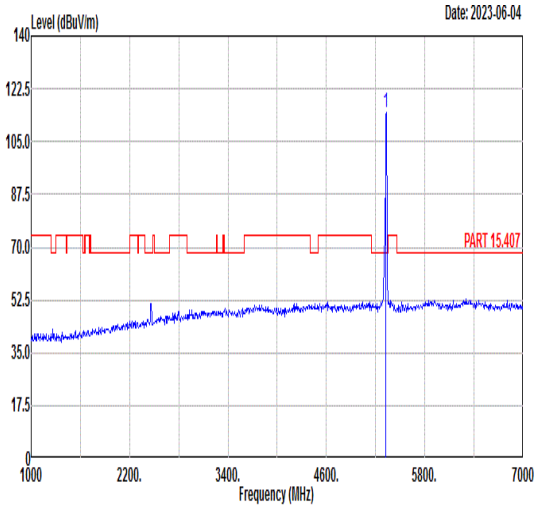 Freq Level Limit Line Margin (dB) Read Level Ant Factor Cable Loss Preamp Factor APos TPos Remark MHz dBuV/m dBuV/m dBuV dB/m dB dB cm deg 1 5320.00 114.54 ------ ------ 104.93 34.47 8.28 33.14 266 158 PEAK
Avg	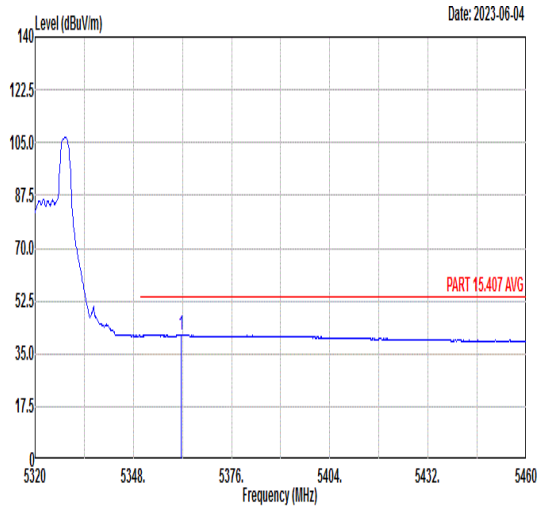 Freq Level Limit Line Margin (dB) Read Level Ant Factor Cable Loss Preamp Factor APos TPos Remark MHz dBuV/m dBuV/m dBuV dB/m dB dB cm deg 1 5361.72 41.45 54.00 -12.55 31.82 34.46 8.36 33.19 266 158 AVERAGE	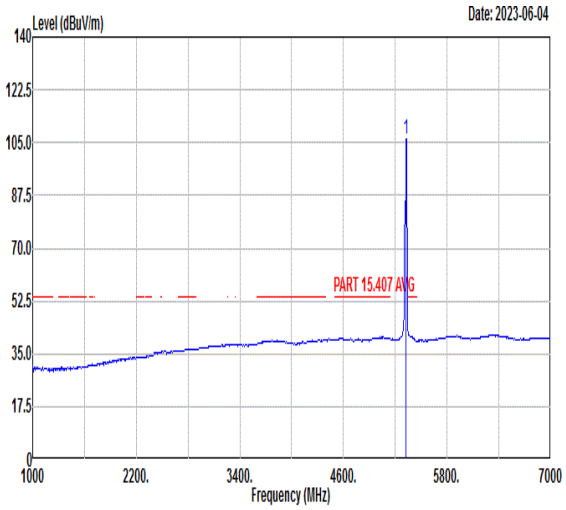 Freq Level Limit Line Margin (dB) Read Level Ant Factor Cable Loss Preamp Factor APos TPos Remark MHz dBuV/m dBuV/m dBuV dB/m dB dB cm deg 1 5320.00 106.36 ------ ------ 96.76 34.47 8.26 33.13 266 158 AVERAGE

Mode	26	
	Band Edge	
	U-NII-2A_5.25-5.35_802.11ax HE20_CH64_RU26/8_5320MHz	
Pol.	Vertical	Fundamental
Peak	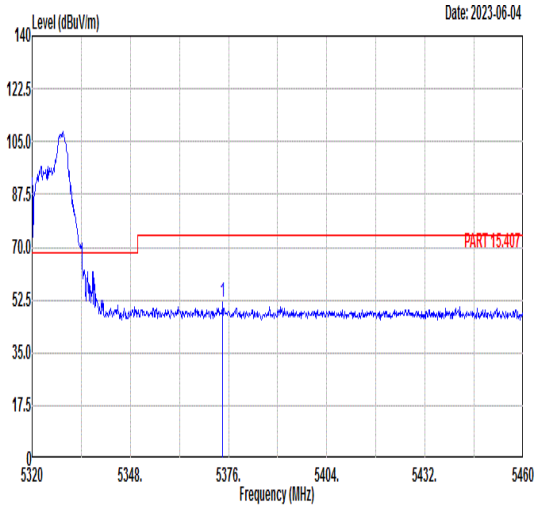 Freq Level Limit Line Margin (dB) Read Level Ant Factor Cable Loss Preamp Factor APos TPos Remark MHz dBuV/m dBuV/m dBuV dB/m dB dB cm deg 1 5374.32 51.54 74.00 -22.46 41.91 34.45 8.39 33.21 365 212 PEAK	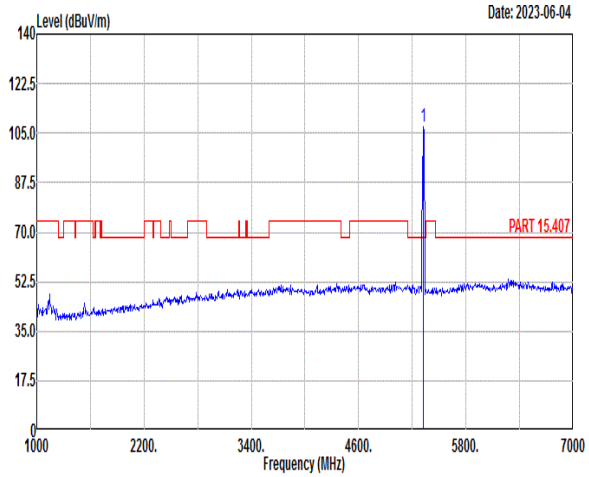 Freq Level Limit Line Margin (dB) Read Level Ant Factor Cable Loss Preamp Factor APos TPos Remark MHz dBuV/m dBuV/m dBuV dB/m dB dB cm deg 1 5320.00 107.16 ------ ------ 97.56 34.47 8.26 33.13 365 212 PEAK
Avg	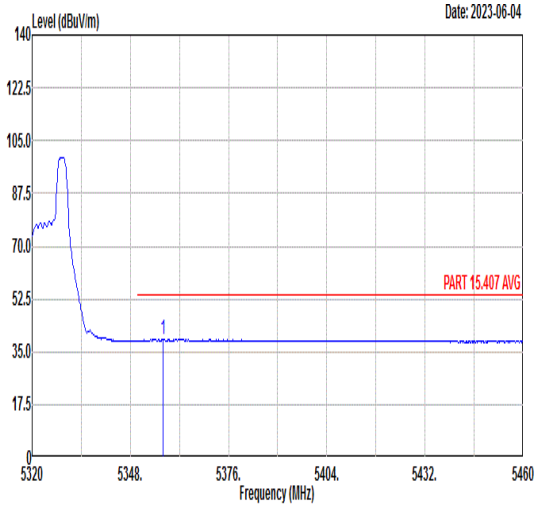 Freq Level Limit Line Margin (dB) Read Level Ant Factor Cable Loss Preamp Factor APos TPos Remark MHz dBuV/m dBuV/m dBuV dB/m dB dB cm deg 1 5357.24 39.05 54.00 -14.95 29.42 34.46 8.35 33.18 365 212 AVERAGE	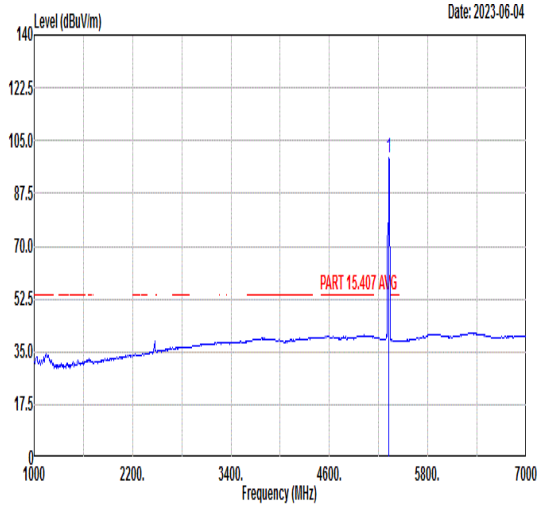 Freq Level Limit Line Margin (dB) Read Level Ant Factor Cable Loss Preamp Factor APos TPos Remark MHz dBuV/m dBuV/m dBuV dB/m dB dB cm deg 1 5320.00 99.42 ------ ------ 89.82 34.47 8.26 33.13 365 212 AVERAGE

Mode	27	
	Band Edge	
	U-NII-2A_5.47-5.725_802.11ax HE20_CH64_RU52/40_5320MHz	
Pol.	Horizontal	Fundamental
Peak	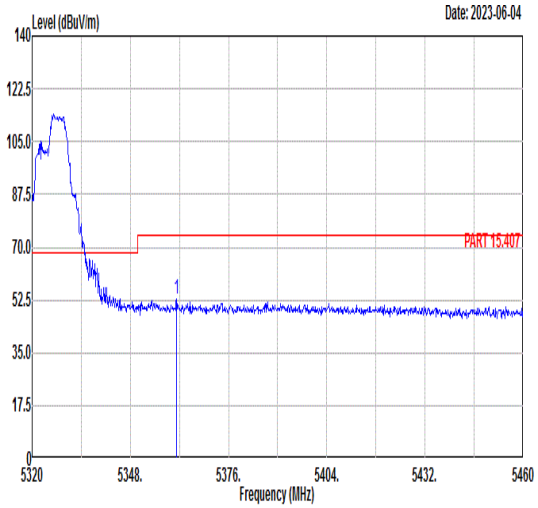 Freq Level Limit Line Margin (dB) Read Level Ant Factor Cable Loss Preamp Factor APos TPos Remark MHz dBuV/m dBuV/m dBuV dB/m dB dB cm deg 1 5361.16 52.91 74.00 -21.09 43.28 34.46 8.36 33.19 283 161 PEAK	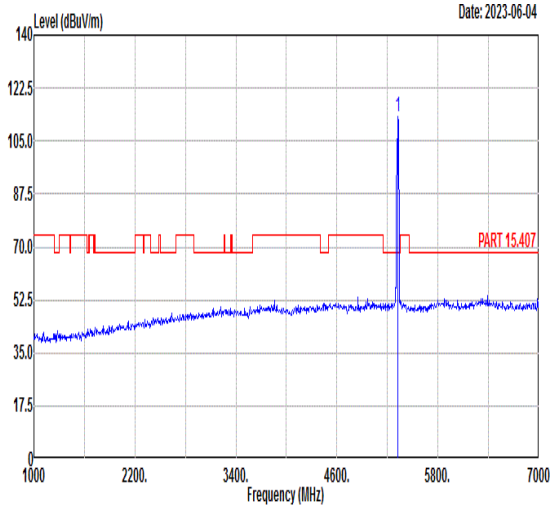 Freq Level Limit Line Margin (dB) Read Level Ant Factor Cable Loss Preamp Factor APos TPos Remark MHz dBuV/m dBuV/m dBuV dB/m dB dB cm deg 1 5320.00 112.81 ------ ------ 103.21 34.47 8.26 33.13 283 161 PEAK
Avg	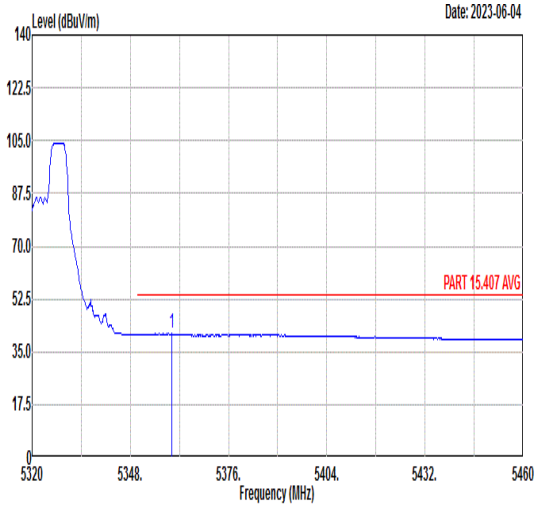 Freq Level Limit Line Margin (dB) Read Level Ant Factor Cable Loss Preamp Factor APos TPos Remark MHz dBuV/m dBuV/m dBuV dB/m dB dB cm deg 1 5359.90 40.99 54.00 -13.01 31.37 34.46 8.35 33.19 283 161 AVERAGE	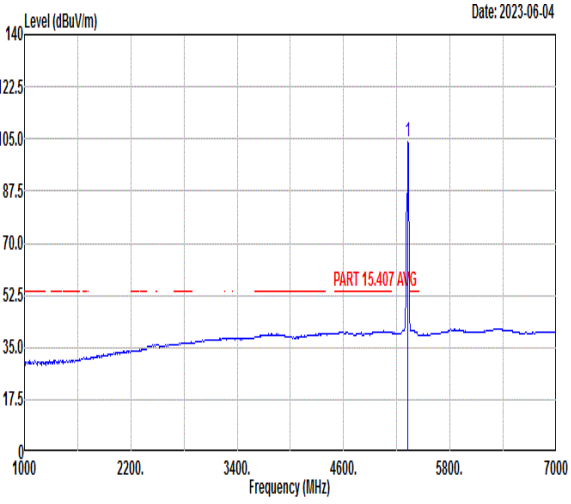 Freq Level Limit Line Margin (dB) Read Level Ant Factor Cable Loss Preamp Factor APos TPos Remark MHz dBuV/m dBuV/m dBuV dB/m dB dB cm deg 1 5320.00 103.90 ------ ------ 94.30 34.47 8.26 33.13 283 161 AVERAGE

Mode	27	
	Band Edge	
	U-NII-2A_5.47-5.725_802.11ax HE20_CH64_RU52/40_5320MHz	
Pol.	Vertical	Fundamental
Peak	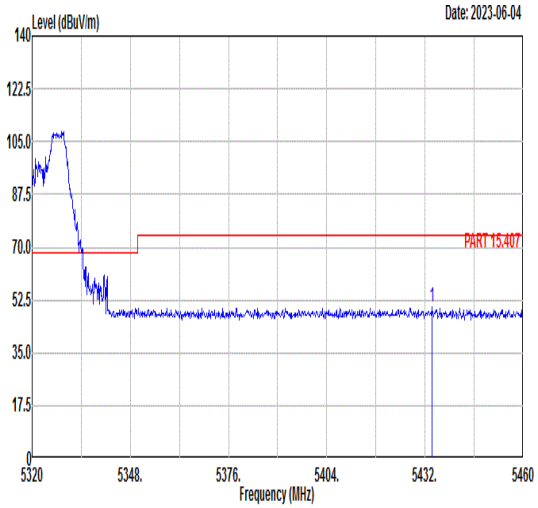 Freq Level Limit Line Margin (dB) Read Level Ant Factor Cable Loss Preamp Factor APos TPos Remark MHz dBuV/m dBuV/m dBuV dB/m dB dB cm deg 1 5434.10 50.19 74.00 -23.81 40.63 34.43 8.44 33.31 365 215 PEAK	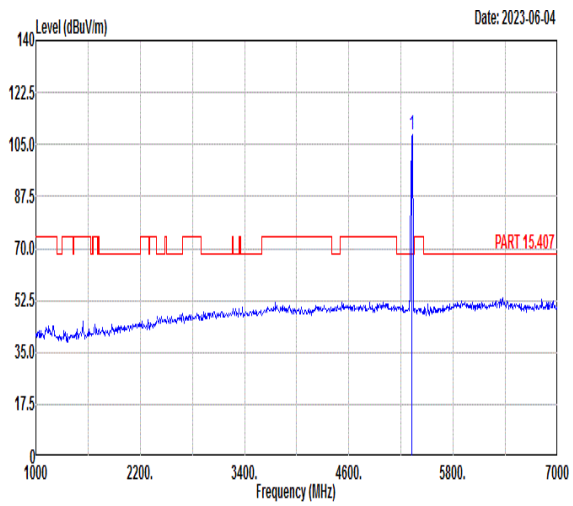 Freq Level Limit Line Margin (dB) Read Level Ant Factor Cable Loss Preamp Factor APos TPos Remark MHz dBuV/m dBuV/m dBuV dB/m dB dB cm deg 1 5320.00 108.40 ------ ------ 98.79 34.47 8.28 33.14 365 215 PEAK
Avg	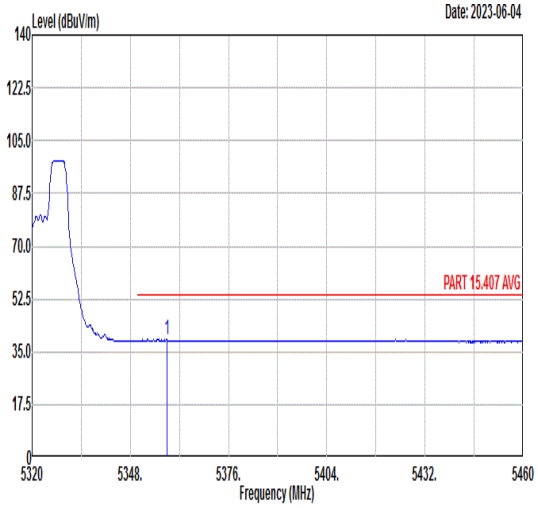 Freq Level Limit Line Margin (dB) Read Level Ant Factor Cable Loss Preamp Factor APos TPos Remark MHz dBuV/m dBuV/m dBuV dB/m dB dB cm deg 1 5358.36 38.92 54.00 -15.08 29.29 34.46 8.35 33.18 365 215 AVERAGE	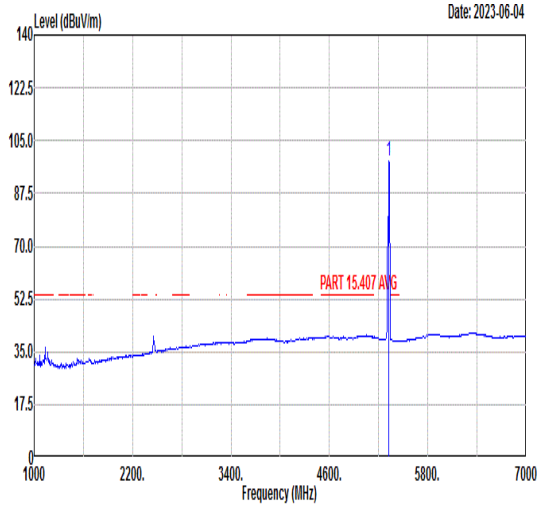 Freq Level Limit Line Margin (dB) Read Level Ant Factor Cable Loss Preamp Factor APos TPos Remark MHz dBuV/m dBuV/m dBuV dB/m dB dB cm deg 1 5320.00 98.15 ------ ------ 88.55 34.47 8.26 33.13 365 215 AVERAGE

Mode	28	
	Band Edge	
	U-NII-2A_5.47-5.725_802.11ax HE20_CH64_RU106/54_5320MHz	
Pol.	Horizontal	Fundamental
Peak	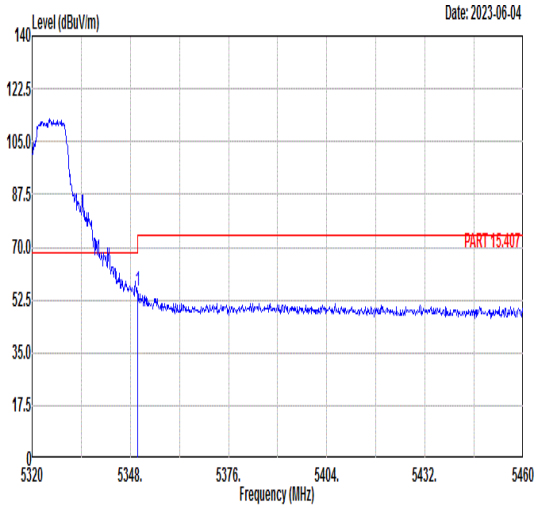 Freq Level Limit Line Margin (dB) Read Level Ant Factor Cable Loss Preamp Factor APos TPos Remark MHz dBuV/m dBuV/m dBuV dB/m dB dB cm deg 1 5350.10 55.40 74.00 -18.60 45.78 34.46 8.33 33.17 269 151 PEAK	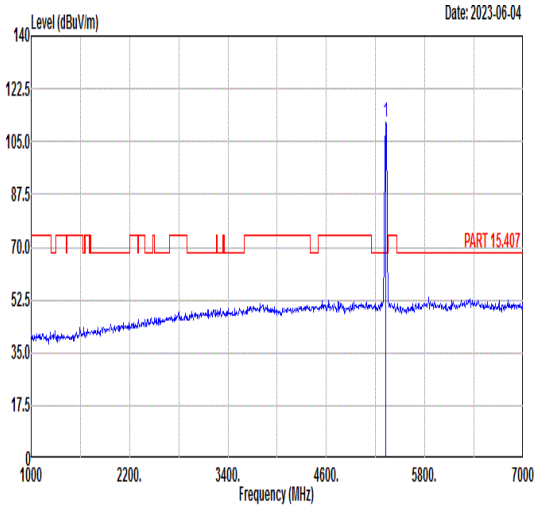 Freq Level Limit Line Margin (dB) Read Level Ant Factor Cable Loss Preamp Factor APos TPos Remark MHz dBuV/m dBuV/m dBuV dB/m dB dB cm deg 1 5320.00 111.67 ------ ------ 102.07 34.47 8.26 33.13 269 151 PEAK
Avg	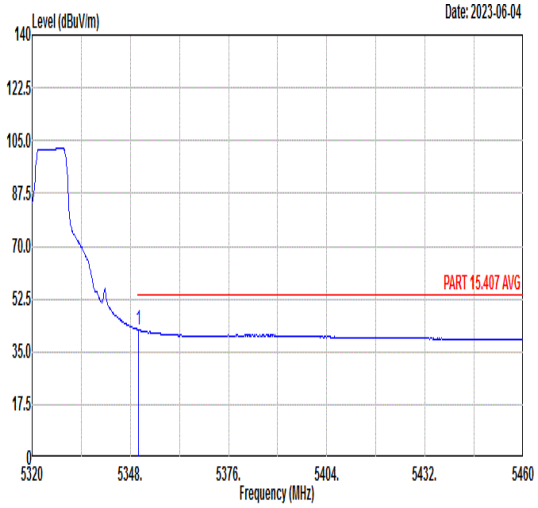 Freq Level Limit Line Margin (dB) Read Level Ant Factor Cable Loss Preamp Factor APos TPos Remark MHz dBuV/m dBuV/m dBuV dB/m dB dB cm deg 1 5350.38 42.38 54.00 -11.62 32.76 34.46 8.33 33.17 269 151 AVERAGE	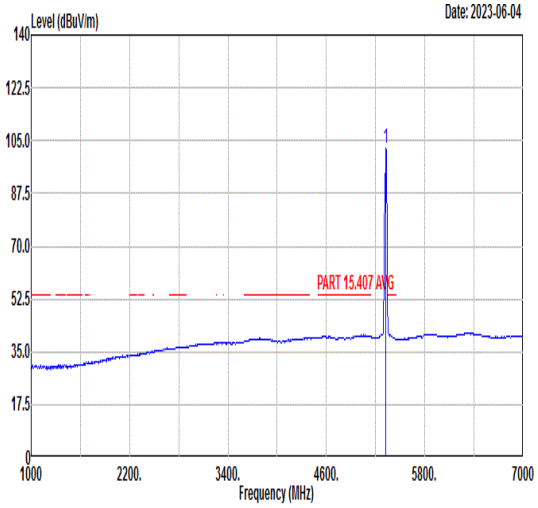 Freq Level Limit Line Margin (dB) Read Level Ant Factor Cable Loss Preamp Factor APos TPos Remark MHz dBuV/m dBuV/m dBuV dB/m dB dB cm deg 1 5320.00 102.31 ------ ------ 92.71 34.47 8.26 33.13 269 151 AVERAGE

Mode	28	
	Band Edge	
	U-NII-2A_5.47-5.725_802.11ax HE20_CH64_RU106/54_5320MHz	
Pol.	Vertical	Fundamental
Peak	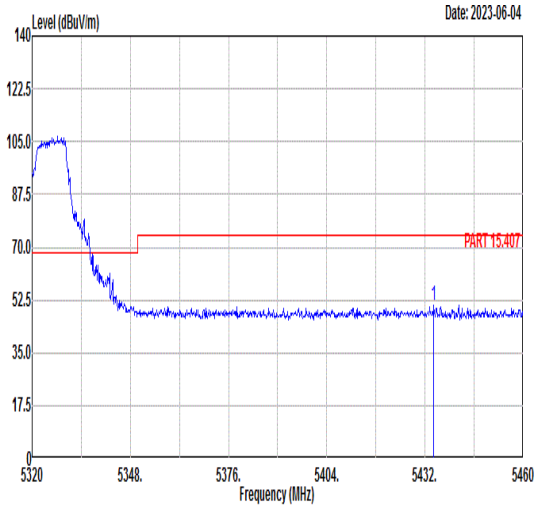 Freq Level Limit Line Margin (dB) Read Level Ant Factor Cable Loss Preamp Factor APos TPos Remark MHz dBuV/m dBuV/m dBuV dB/m dB dB cm deg 1 5434.52 50.55 74.00 -23.45 40.99 34.43 8.44 33.31 366 212 PEAK	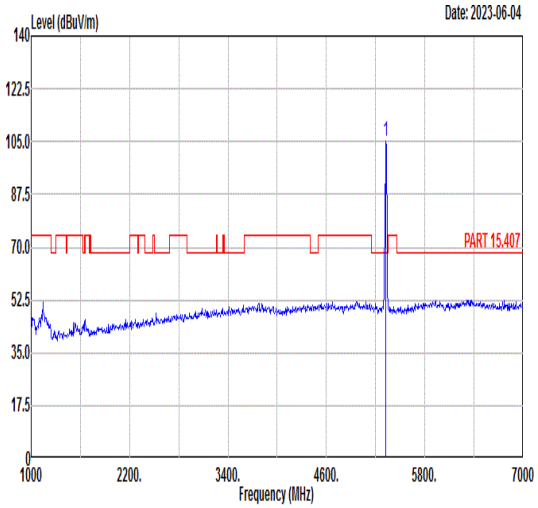 Freq Level Limit Line Margin (dB) Read Level Ant Factor Cable Loss Preamp Factor APos TPos Remark MHz dBuV/m dBuV/m dBuV dB/m dB dB cm deg 1 5320.00 105.40 ------ ------ 95.80 34.47 8.26 33.13 366 212 PEAK
Avg	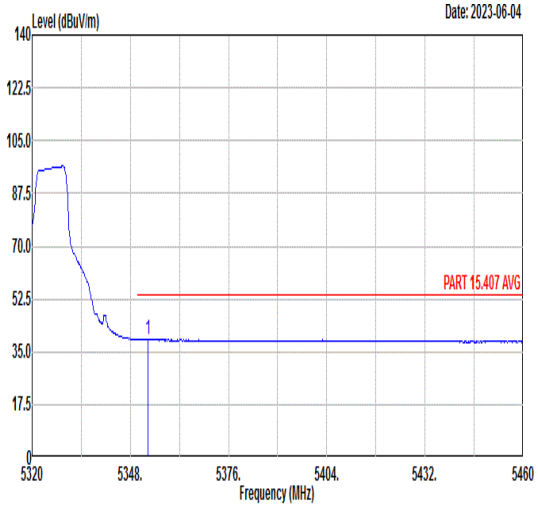 Freq Level Limit Line Margin (dB) Read Level Ant Factor Cable Loss Preamp Factor APos TPos Remark MHz dBuV/m dBuV/m dBuV dB/m dB dB cm deg 1 5353.04 39.17 54.00 -14.83 29.54 34.46 8.34 33.17 366 212 AVERAGE	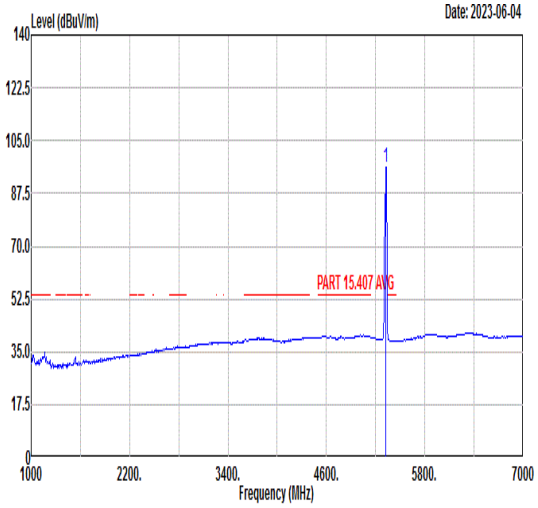 Freq Level Limit Line Margin (dB) Read Level Ant Factor Cable Loss Preamp Factor APos TPos Remark MHz dBuV/m dBuV/m dBuV dB/m dB dB cm deg 1 5320.00 96.35 ------ ------ 86.75 34.47 8.26 33.13 366 212 AVERAGE

Mode	29	
	Band Edge - L	
	U-NII-2A_5.25-5.35_802.11ax HE40_CH54_Full RU_5270MHz	
Pol.	Horizontal	Fundamental
Peak	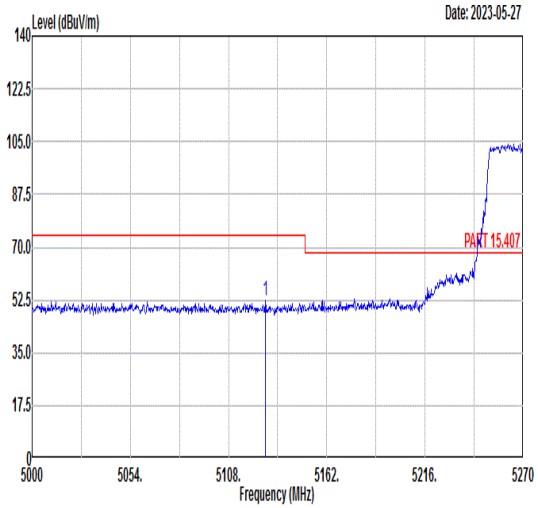 Freq Level Limit Line Margin (dB) Read Level Ant Factor Cable Loss Preamp Factor APos TPos Remark MHz dBuV/m dBuV/m dBuV dB/m dB dB cm deg 1 5128.25 52.16 74.00 -21.84 42.52 34.55 7.90 32.81 200 155 PEAK	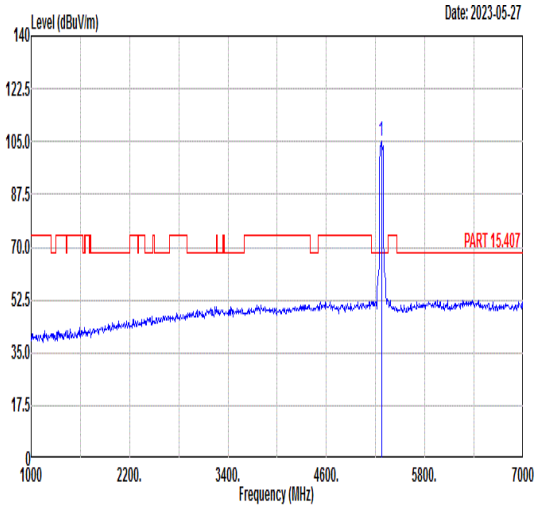 Freq Level Limit Line Margin (dB) Read Level Ant Factor Cable Loss Preamp Factor APos TPos Remark MHz dBuV/m dBuV/m dBuV dB/m dB dB cm deg 1 5270.00 105.25 ------ ------ 95.68 34.49 8.12 33.04 200 155 PEAK
Avg	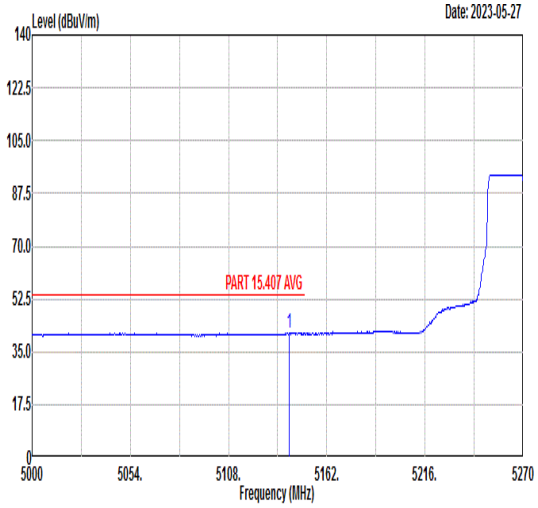 Freq Level Limit Line Margin (dB) Read Level Ant Factor Cable Loss Preamp Factor APos TPos Remark MHz dBuV/m dBuV/m dBuV dB/m dB dB cm deg 1 5141.48 41.20 54.00 -12.80 31.58 34.54 7.91 32.83 200 155 AVERAGE	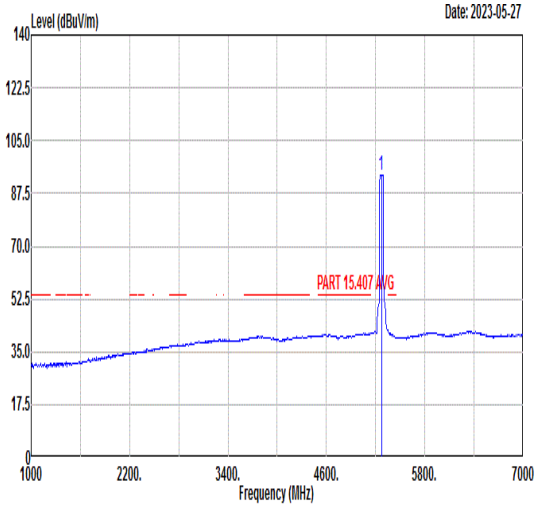 Freq Level Limit Line Margin (dB) Read Level Ant Factor Cable Loss Preamp Factor APos TPos Remark MHz dBuV/m dBuV/m dBuV dB/m dB dB cm deg 1 5270.00 93.69 ------ ------ 84.11 34.49 8.15 33.06 200 155 AVERAGE

Mode	29	
	Band Edge - R	
	U-NII-2A_5.25-5.35_802.11ax HE40_CH54_Full RU_5270MHz	
Pol.	Horizontal	Fundamental
Peak	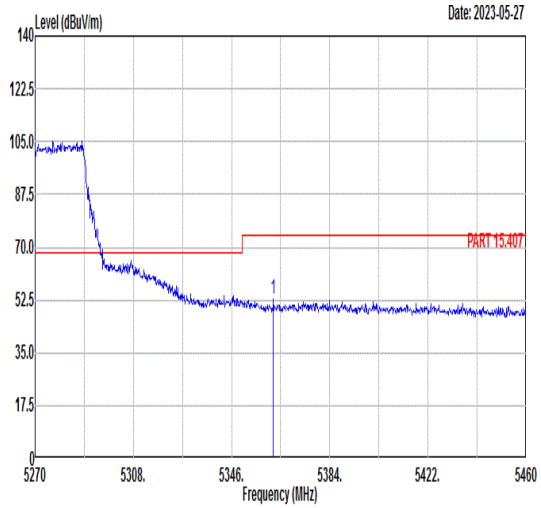 Freq Level Limit Line Margin (dB) Read Level Ant Factor Cable Loss Preamp Factor APos TPos Remark MHz dBuV/m dBuV/m dBuV dB/m dB dB cm deg 1 5362.15 52.78 74.00 -21.22 43.15 34.46 8.36 33.19 200 155 PEAK	Blank
Avg	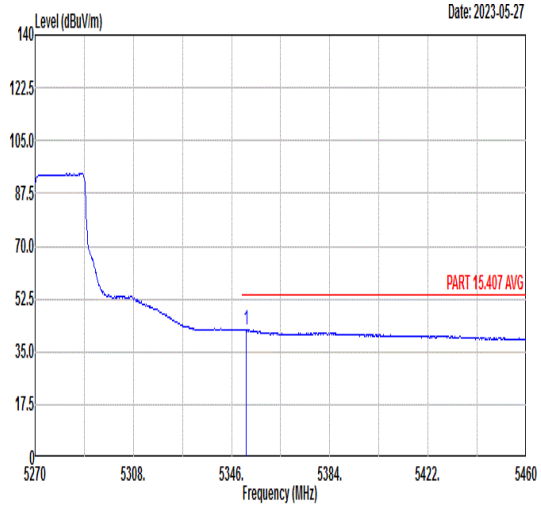 Freq Level Limit Line Margin (dB) Read Level Ant Factor Cable Loss Preamp Factor APos TPos Remark MHz dBuV/m dBuV/m dBuV dB/m dB dB cm deg 1 5351.51 42.29 54.00 -11.71 32.67 34.46 8.33 33.17 200 155 AVERAGE	Blank

Mode	29	
	Band Edge - L	
	U-NII-2A_5.25-5.35_802.11ax HE40_CH54_Full RU_5270MHz	
Pol.	Vertical	Fundamental
Peak	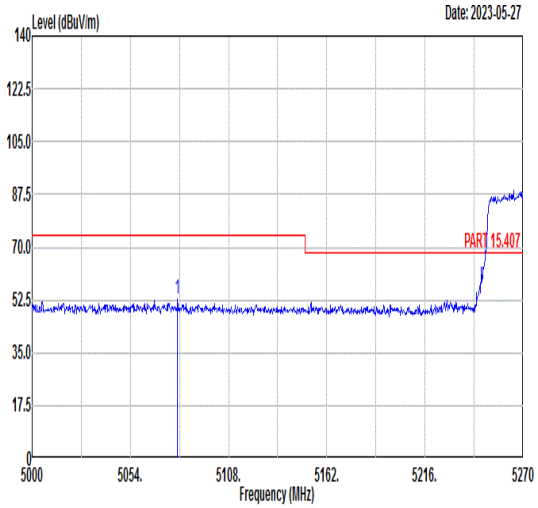 Freq Level Limit Line Margin (dB) Read Level Ant Factor Cable Loss Preamp Factor APos TPos Remark MHz dBuV/m dBuV/m dBuV dB/m dB dB cm deg 1 5079.92 52.59 74.00 -21.41 42.88 34.57 7.87 32.73 200 360 PEAK	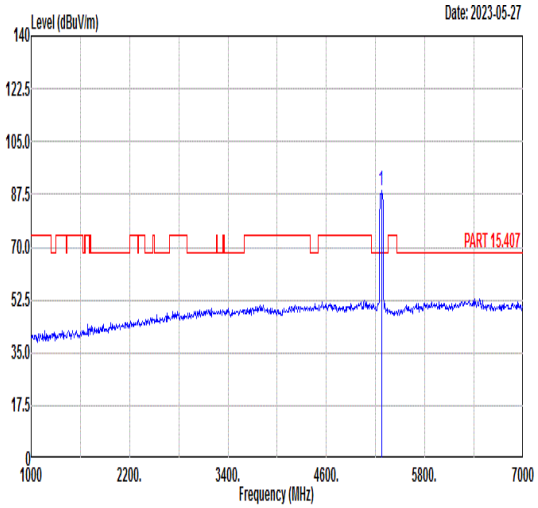 Freq Level Limit Line Margin (dB) Read Level Ant Factor Cable Loss Preamp Factor APos TPos Remark MHz dBuV/m dBuV/m dBuV dB/m dB dB cm deg 1 5270.00 88.63 ------ ------ 79.05 34.49 8.14 33.05 200 360 PEAK
Avg	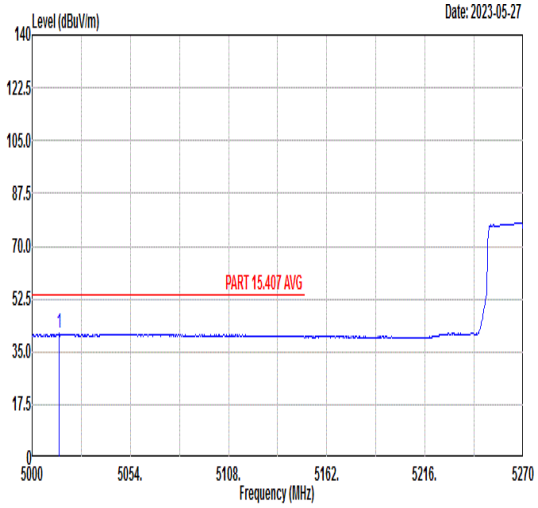 Freq Level Limit Line Margin (dB) Read Level Ant Factor Cable Loss Preamp Factor APos TPos Remark MHz dBuV/m dBuV/m dBuV dB/m dB dB cm deg 1 5014.85 41.01 54.00 -12.99 31.22 34.59 7.83 32.63 200 360 AVERAGE	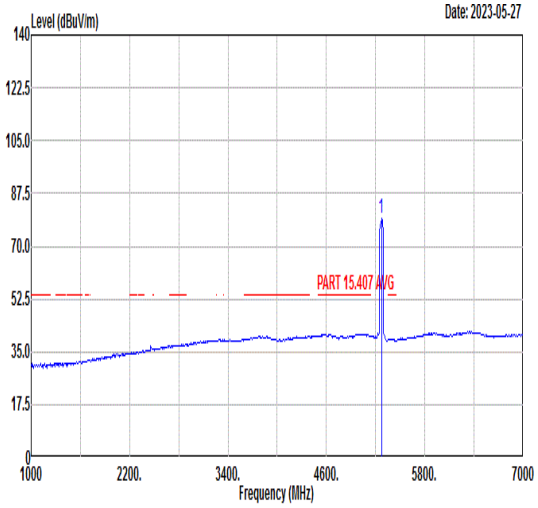 Freq Level Limit Line Margin (dB) Read Level Ant Factor Cable Loss Preamp Factor APos TPos Remark MHz dBuV/m dBuV/m dBuV dB/m dB dB cm deg 1 5270.00 79.08 ------ ------ 69.50 34.49 8.14 33.05 200 360 AVERAGE

Mode	29	
	Band Edge - R	
	U-NII-2A_5.25-5.35_802.11ax HE40_CH54_Full RU_5270MHz	
Pol.	Vertical	Fundamental
Peak	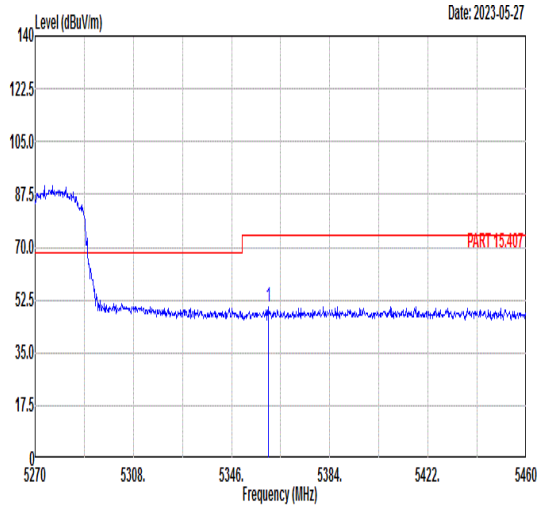 Freq Level Limit Line Margin (dB) Read Level Ant Factor Cable Loss Preamp Factor APos TPos Remark MHz dBuV/m dBuV/m dBuV dB/m dB dB cm deg 1 5360.25 50.31 74.00 -23.69 40.68 34.46 8.36 33.19 200 360 PEAK	Blank
Avg	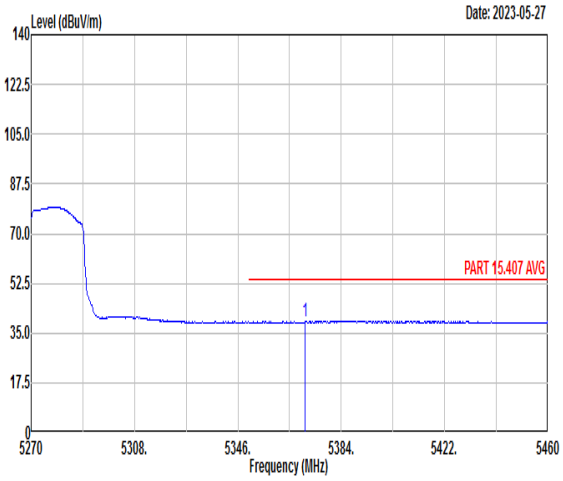 Freq Level Limit Line Margin (dB) Read Level Ant Factor Cable Loss Preamp Factor APos TPos Remark MHz dBuV/m dBuV/m dBuV dB/m dB dB cm deg 1 5370.70 39.20 54.00 -14.80 29.57 34.45 8.38 33.20 200 360 AVERAGE	Blank

Mode	29	
	Harmonic	
	U-NII-2A_5.25-5.35_802.11ax HE40_CH54_Full RU_5270MHz	
Pol.	Horizontal	Vertical
Peak Avg	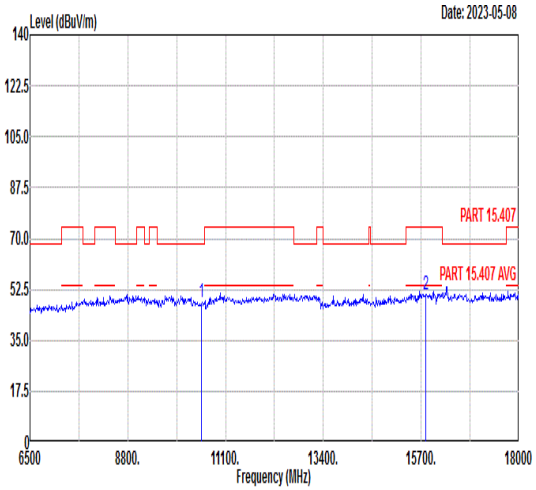 Freq Level Limit Line Margin (dB) Read Level Ant Factor Cable Loss Preamp Factor APos TPos Remark MHz dBuV/m dBuV/m dBuV dB/m dB dB cm deg 1 10540.00 47.93 68.30 -20.37 56.87 37.73 13.56 60.23 --- --- Peak 2 15810.00 50.83 74.00 -23.17 53.72 40.64 15.60 59.13 --- --- Peak	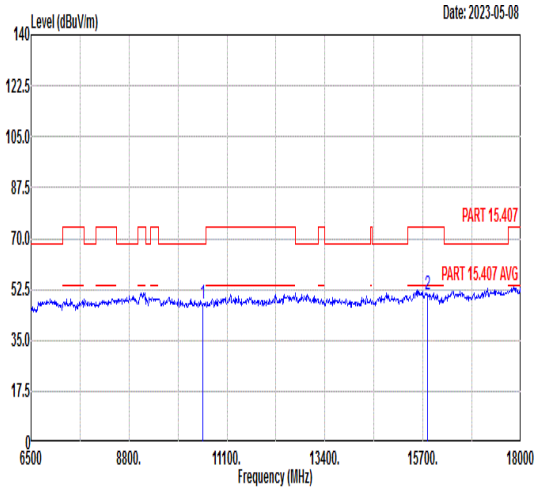 Freq Level Limit Line Margin (dB) Read Level Ant Factor Cable Loss Preamp Factor APos TPos Remark MHz dBuV/m dBuV/m dBuV dB/m dB dB cm deg 1 10540.00 47.57 68.30 -20.73 56.51 37.73 13.56 60.23 --- --- Peak 2 15810.00 50.55 74.00 -23.45 53.44 40.64 15.60 59.13 --- --- Peak

Mode	30	
	Band Edge - L	
	U-NII-2A_5.25-5.35_802.11ax HE40_CH62_Full RU_5310MHz	
Pol.	Horizontal	Fundamental
Peak	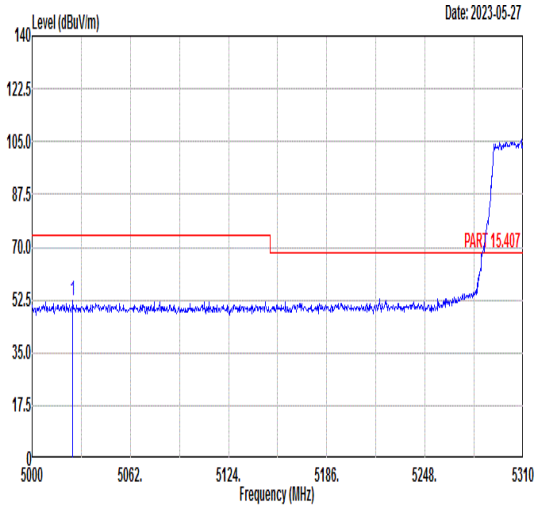 Freq Level Limit Line Margin (dB) Read Level Ant Factor Cable Loss Preamp Factor APos TPos Remark MHz dBuV/m dBuV/m dBuV dB/m dB dB cm deg 1 5025.73 52.43 74.00 -21.57 42.64 34.59 7.84 32.64 125 153 PEAK	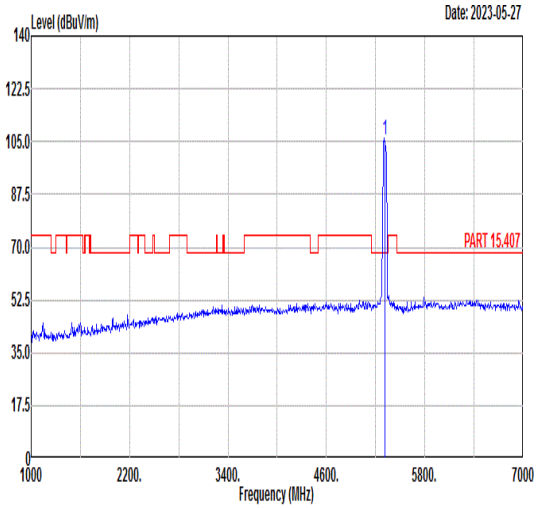 Freq Level Limit Line Margin (dB) Read Level Ant Factor Cable Loss Preamp Factor APos TPos Remark MHz dBuV/m dBuV/m dBuV dB/m dB dB cm deg 1 5310.00 105.92 ------ ------ 96.33 34.48 8.20 33.09 125 153 PEAK
Avg	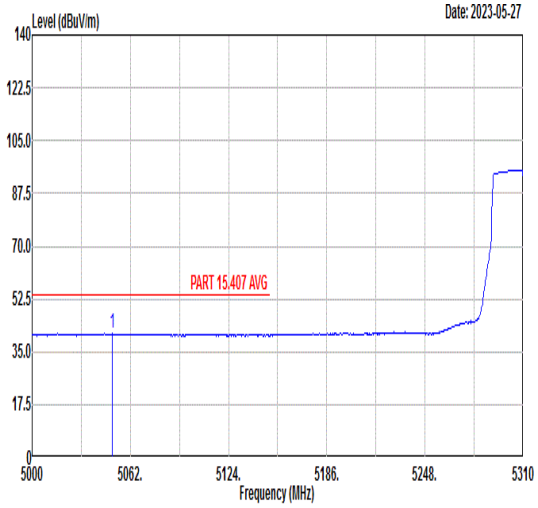 Freq Level Limit Line Margin (dB) Read Level Ant Factor Cable Loss Preamp Factor APos TPos Remark MHz dBuV/m dBuV/m dBuV dB/m dB dB cm deg 1 5050.53 41.06 54.00 -12.94 31.32 34.58 7.85 32.69 125 153 AVERAGE	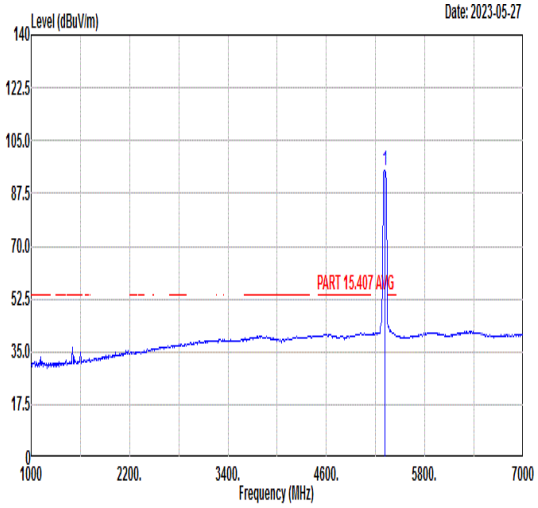 Freq Level Limit Line Margin (dB) Read Level Ant Factor Cable Loss Preamp Factor APos TPos Remark MHz dBuV/m dBuV/m dBuV dB/m dB dB cm deg 1 5310.00 95.31 ------ ------ 85.72 34.48 8.20 33.09 125 153 AVERAGE

Mode	30	
	Band Edge - R	
	U-NII-2A_5.25-5.35_802.11ax HE40_CH62_Full RU_5310MHz	
Pol.	Horizontal	Fundamental
Peak	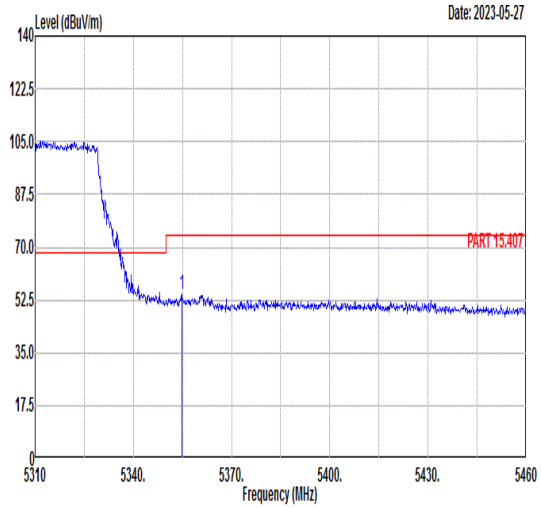 Freq Level Limit Line Margin (dB) Read Level Ant Factor Cable Loss Preamp Factor APos TPos Remark MHz dBuV/m dBuV/m dBuV dB/m dB dB cm deg 1 5354.85 54.33 74.00 -19.67 44.71 34.46 8.34 33.18 125 153 PEAK	Blank
Avg	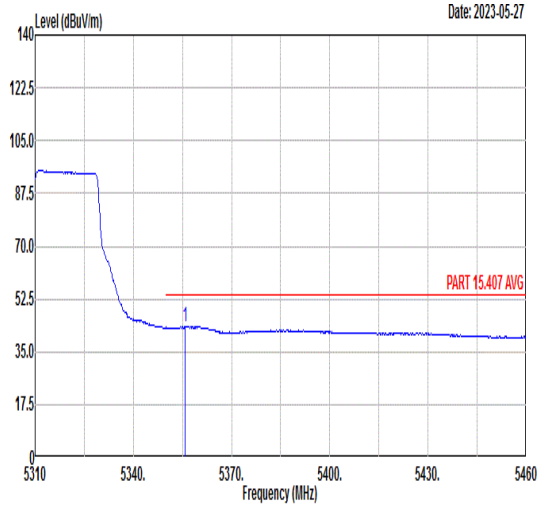 Freq Level Limit Line Margin (dB) Read Level Ant Factor Cable Loss Preamp Factor APos TPos Remark MHz dBuV/m dBuV/m dBuV dB/m dB dB cm deg 1 5355.75 43.33 54.00 -10.67 33.71 34.46 8.34 33.18 125 153 AVERAGE	Blank

Mode	30	
	Band Edge - L	
	U-NII-2A_5.25-5.35_802.11ax HE40_CH62_Full RU_5310MHz	
Pol.	Vertical	Fundamental
Peak	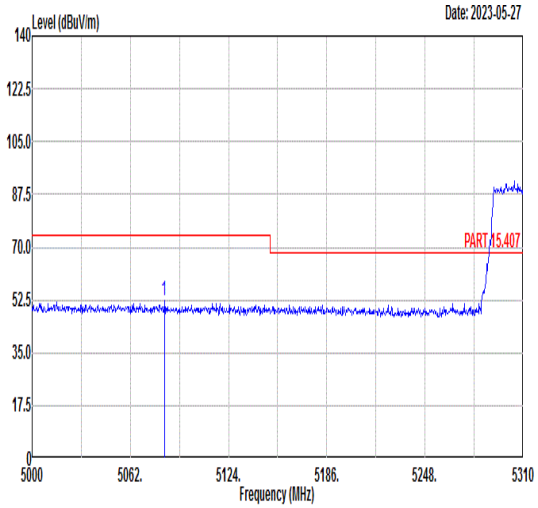 Freq Level Limit Line Margin (dB) Read Level Ant Factor Cable Loss Preamp Factor APos TPos Remark MHz dBuV/m dBuV/m dBuV dB/m dB dB cm deg 1 5083.39 52.21 74.00 -21.79 42.51 34.57 7.87 32.74 100 206 PEAK	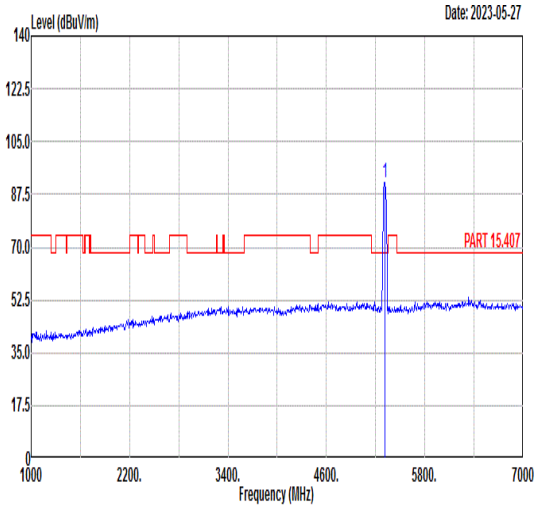 Freq Level Limit Line Margin (dB) Read Level Ant Factor Cable Loss Preamp Factor APos TPos Remark MHz dBuV/m dBuV/m dBuV dB/m dB dB cm deg 1 5310.00 91.35 ------ ------ 81.76 34.47 8.23 33.11 100 206 PEAK
Avg	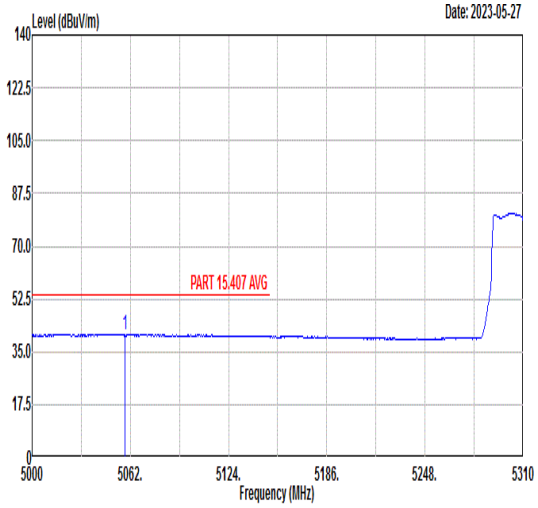 Freq Level Limit Line Margin (dB) Read Level Ant Factor Cable Loss Preamp Factor APos TPos Remark MHz dBuV/m dBuV/m dBuV dB/m dB dB cm deg 1 5058.59 40.85 54.00 -13.15 31.11 34.58 7.86 32.70 100 206 AVERAGE	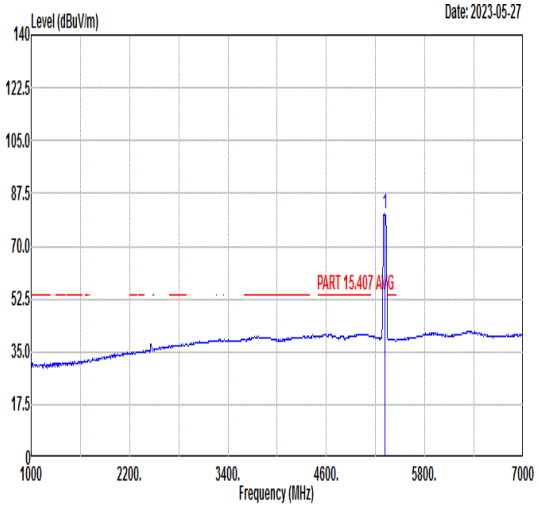 Freq Level Limit Line Margin (dB) Read Level Ant Factor Cable Loss Preamp Factor APos TPos Remark MHz dBuV/m dBuV/m dBuV dB/m dB dB cm deg 1 5310.00 80.73 ------ ------ 71.14 34.48 8.20 33.09 100 206 AVERAGE

Mode	30	
	Band Edge - R	
	U-NII-2A_5.25-5.35_802.11ax HE40_CH62_Full RU_5310MHz	
Pol.	Vertical	Fundamental
Peak	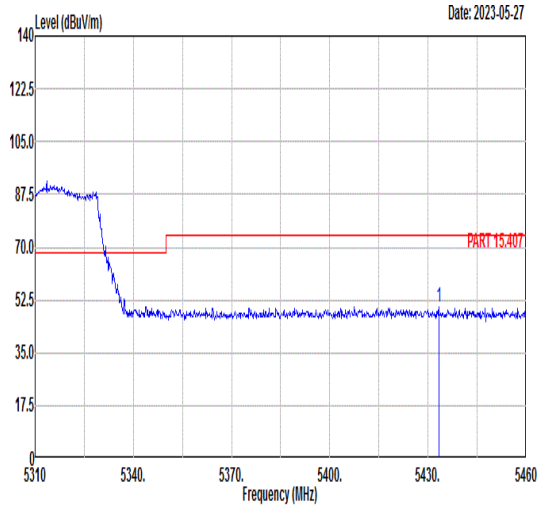 Freq Level Limit Line Margin (dB) Read Level Ant Factor Cable Loss Preamp Factor APos TPos Remark MHz dBuV/m dBuV/m dBuV dB/m dB dB cm deg 1 5433.30 50.08 74.00 -23.92 40.51 34.43 8.44 33.30 100 206 PEAK	Blank
Avg	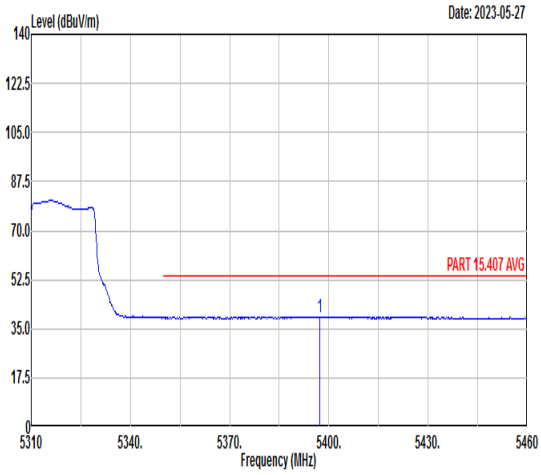 Freq Level Limit Line Margin (dB) Read Level Ant Factor Cable Loss Preamp Factor APos TPos Remark MHz dBuV/m dBuV/m dBuV dB/m dB dB cm deg 1 5397.30 39.30 54.00 -14.70 29.66 34.44 8.45 33.25 100 206 AVERAGE	Blank

Mode	30	
	Harmonic	
	U-NII-2A_5.25-5.35_802.11ax HE40_CH62_Full RU_5310MHz	
Pol.	Horizontal	Vertical
Peak Avg	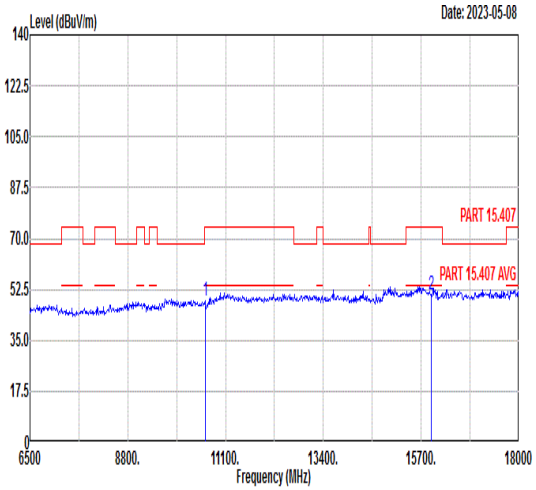 Freq Level Limit Line Margin (dB) Read Level Ant Factor Cable Loss Preamp Factor APos TPos Remark MHz dBuV/m dBuV/m dBuV dB/m dB dB cm deg 1 10620.00 48.38 74.00 -25.62 56.87 37.79 13.60 59.88 --- --- Peak 2 15930.00 50.98 74.00 -23.02 54.05 40.68 15.62 59.37 --- --- Peak	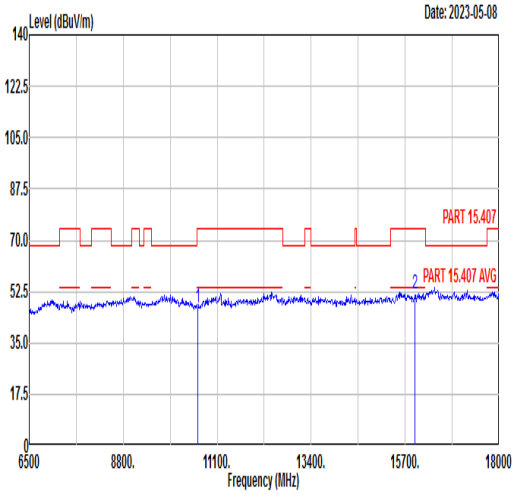 Freq Level Limit Line Margin (dB) Read Level Ant Factor Cable Loss Preamp Factor APos TPos Remark MHz dBuV/m dBuV/m dBuV dB/m dB dB cm deg 1 10620.00 47.10 74.00 -26.90 55.59 37.79 13.60 59.88 --- --- Peak 2 15930.00 51.87 74.00 -22.13 54.94 40.68 15.62 59.37 --- --- Peak

Mode	31	
	Band Edge - L	
	U-NII-2A_5.25-5.35_802.11ax HE80_CH58_Full RU_5290MHz	
Pol.	Horizontal	Fundamental
Peak	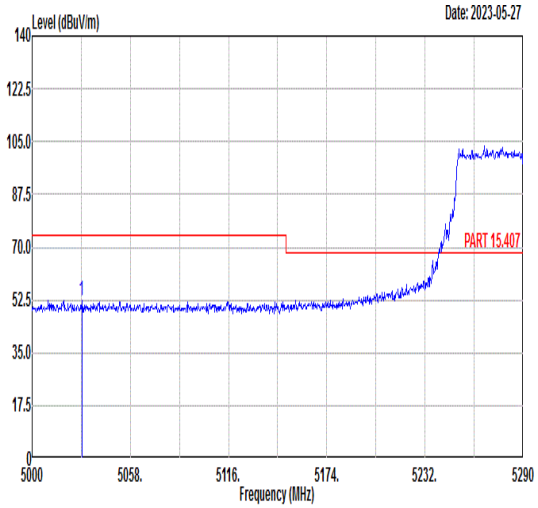 Freq Level Limit Line Margin (dB) Read Level Ant Factor Cable Loss Preamp Factor APos TPos Remark MHz dBuV/m dBuV/m dBuV dB/m dB dB cm deg 1 5029.29 52.15 74.00 -21.85 42.37 34.59 7.84 32.65 105 161 PEAK	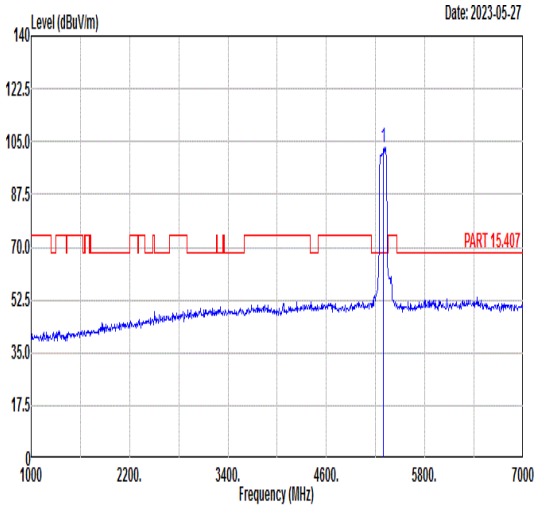 Freq Level Limit Line Margin (dB) Read Level Ant Factor Cable Loss Preamp Factor APos TPos Remark MHz dBuV/m dBuV/m dBuV dB/m dB dB cm deg 1 5290.00 103.20 ------ ------ 93.60 34.47 8.25 33.12 105 161 PEAK
Avg	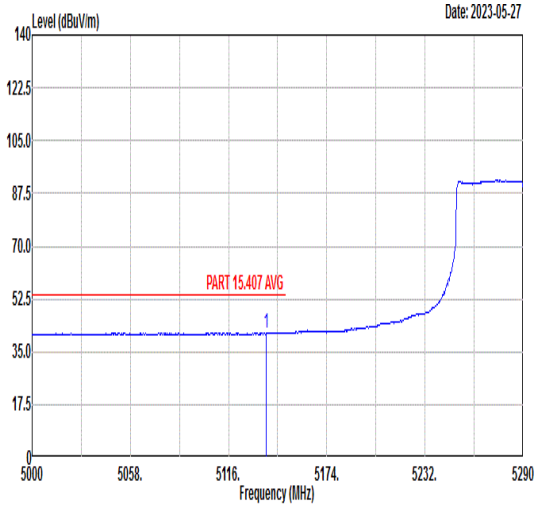 Freq Level Limit Line Margin (dB) Read Level Ant Factor Cable Loss Preamp Factor APos TPos Remark MHz dBuV/m dBuV/m dBuV dB/m dB dB cm deg 1 5138.04 41.42 54.00 -12.58 31.80 34.54 7.91 32.83 105 161 AVERAGE	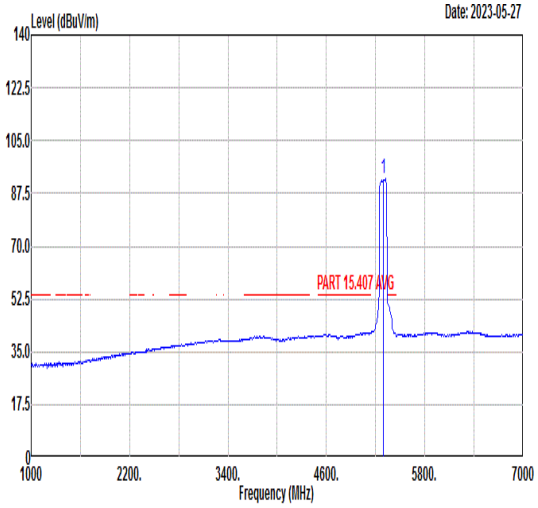 Freq Level Limit Line Margin (dB) Read Level Ant Factor Cable Loss Preamp Factor APos TPos Remark MHz dBuV/m dBuV/m dBuV dB/m dB dB cm deg 1 5290.00 92.46 ------ ------ 82.86 34.47 8.26 33.13 105 161 AVERAGE

Mode	31	
	Band Edge - R	
	U-NII-2A_5.25-5.35_802.11ax HE80_CH58_Full RU_5290MHz	
Pol.	Horizontal	Fundamental
Peak	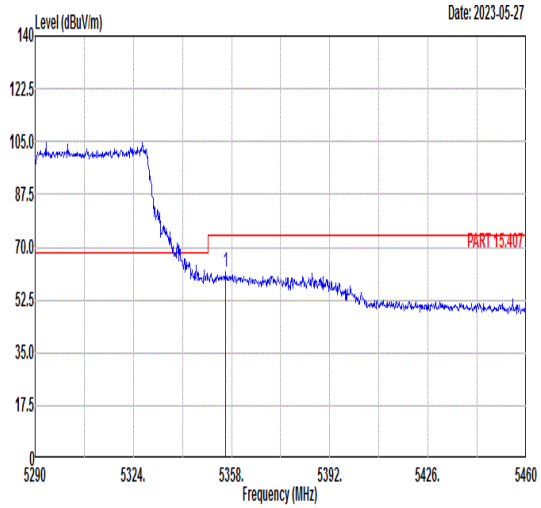 Freq Level Limit Line Margin (dB) Read Level Ant Factor Cable Loss Preamp Factor APos TPos Remark MHz dBuV/m dBuV/m dBuV dB/m dB dB cm deg 1 5355.96 61.97 74.00 -12.03 52.35 34.46 8.34 33.18 105 161 PEAK	Blank
Avg	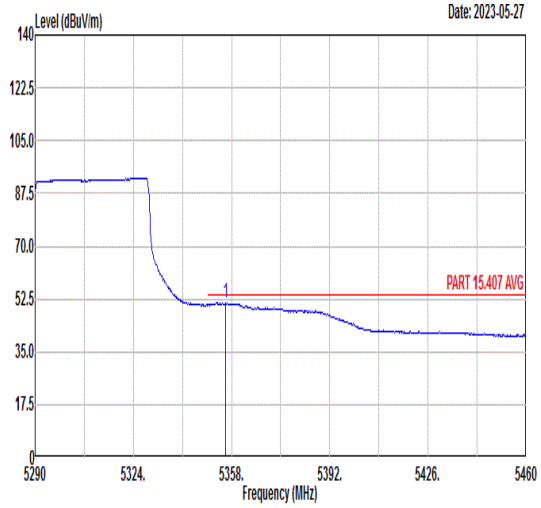 Freq Level Limit Line Margin (dB) Read Level Ant Factor Cable Loss Preamp Factor APos TPos Remark MHz dBuV/m dBuV/m dBuV dB/m dB dB cm deg 1 5355.96 51.32 54.00 -2.68 41.70 34.46 8.34 33.18 105 161 AVERAGE	Blank

Mode	31	
	Band Edge - L	
	U-NII-2A_5.25-5.35_802.11ax HE80_CH58_Full RU_5290MHz	
Pol.	Vertical	Fundamental
Peak	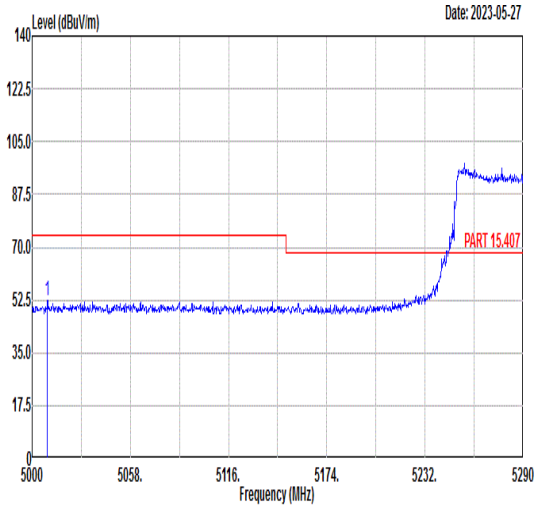 Freq Level Limit Line Margin (dB) Read Level Ant Factor Cable Loss Preamp Factor APos TPos Remark MHz dBuV/m dBuV/m dBuV dB/m dB dB cm deg 1 5008.99 52.50 74.00 -21.50 42.69 34.60 7.83 32.62 342 214 PEAK	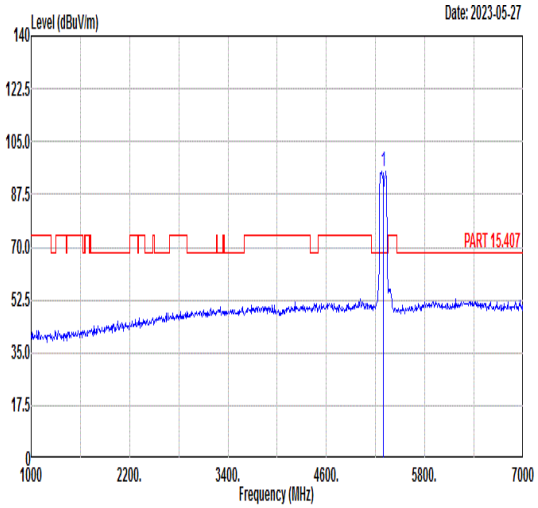 Freq Level Limit Line Margin (dB) Read Level Ant Factor Cable Loss Preamp Factor APos TPos Remark MHz dBuV/m dBuV/m dBuV dB/m dB dB cm deg 1 5290.00 95.28 ------ ------ 85.70 34.49 8.14 33.05 342 214 PEAK
Avg	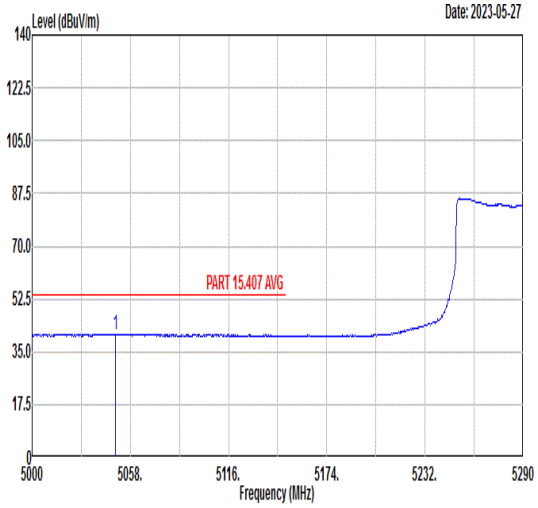 Freq Level Limit Line Margin (dB) Read Level Ant Factor Cable Loss Preamp Factor APos TPos Remark MHz dBuV/m dBuV/m dBuV dB/m dB dB cm deg 1 5049.30 40.85 54.00 -13.15 31.10 34.58 7.85 32.68 342 214 AVERAGE	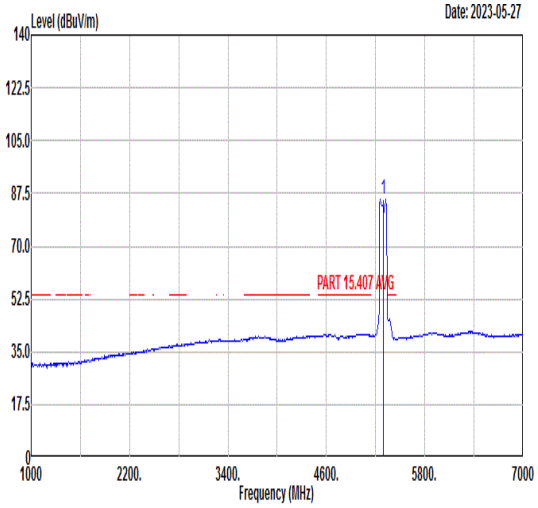 Freq Level Limit Line Margin (dB) Read Level Ant Factor Cable Loss Preamp Factor APos TPos Remark MHz dBuV/m dBuV/m dBuV dB/m dB dB cm deg 1 5290.00 85.77 ------ ------ 76.21 34.50 8.07 33.01 342 214 AVERAGE

Mode	31	
	Band Edge - R	
	U-NII-2A_5.25-5.35_802.11ax HE80_CH58_Full RU_5290MHz	
Pol.	Vertical	Fundamental
Peak	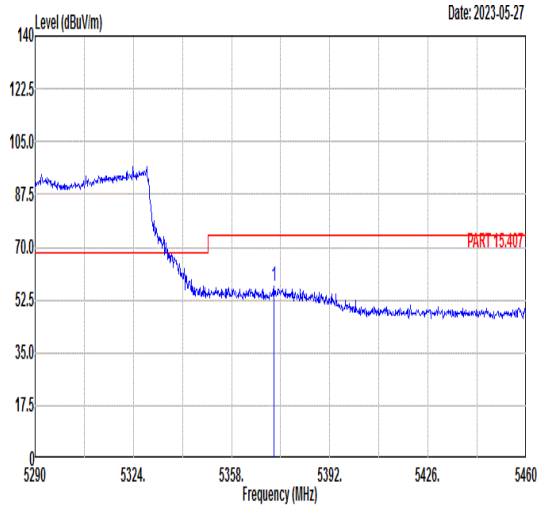 Freq Level Limit Line Margin (dB) Read Level Ant Factor Cable Loss Preamp Factor APos TPos Remark MHz dBuV/m dBuV/m dBuV dB/m dB dB cm deg 1 5372.79 57.03 74.00 -16.97 47.40 34.45 8.39 33.21 342 214 PEAK	Blank
Avg	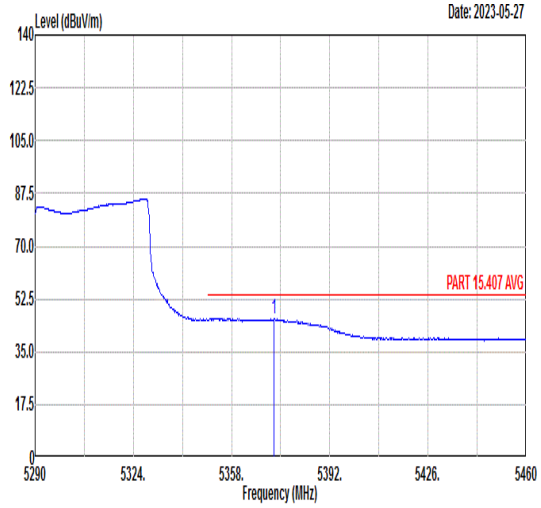 Freq Level Limit Line Margin (dB) Read Level Ant Factor Cable Loss Preamp Factor APos TPos Remark MHz dBuV/m dBuV/m dBuV dB/m dB dB cm deg 1 5372.79 46.16 54.00 -7.84 36.53 34.45 8.39 33.21 342 214 AVERAGE	Blank

Mode	31	
	Harmonic	
	U-NII-2A_5.25-5.35_802.11ax HE80_CH58_Full RU_5290MHz	
Pol.	Horizontal	Vertical
Peak Avg	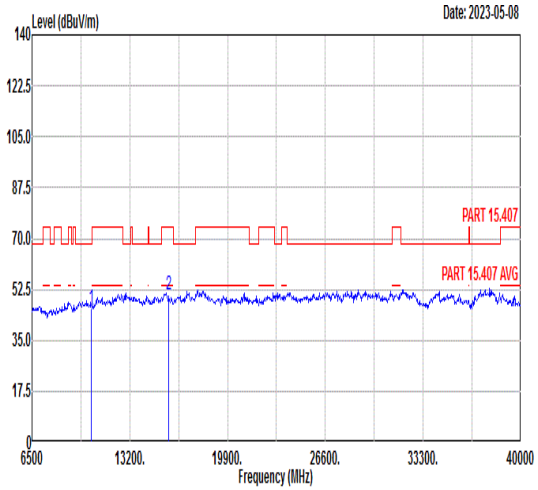 Freq Level Limit Line Margin (dB) Read Level Ant Factor Cable Loss Preamp Factor APos TPos Remark MHz dBuV/m dBuV/m dBuV dB/m dB dB cm deg 1 10580.00 45.92 68.30 -22.38 54.64 37.76 13.58 60.06 --- --- Peak 2 15870.00 50.93 74.00 -23.07 53.91 40.66 15.61 59.25 --- --- Peak	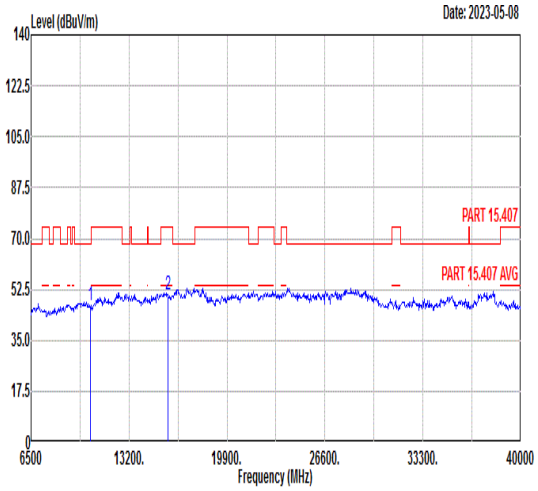 Freq Level Limit Line Margin (dB) Read Level Ant Factor Cable Loss Preamp Factor APos TPos Remark MHz dBuV/m dBuV/m dBuV dB/m dB dB cm deg 1 10580.00 47.01 68.30 -21.29 55.73 37.76 13.58 60.06 --- --- Peak 2 15870.00 50.50 74.00 -23.50 53.48 40.66 15.61 59.25 --- --- Peak

Mode	32	
	Band Edge	
	U-NII-2C_5.47-5.725_802.11a_CH100_5500MHz	
Pol.	Horizontal	Fundamental
Peak	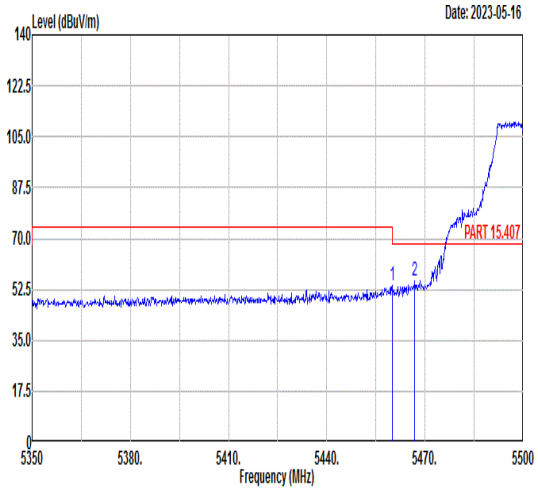 Freq Level Limit Line Margin (dB) Read Level Ant Factor Cable Loss Preamp Factor APos TPos Remark MHz dBuV/m dBuV/m dBuV dB/m dB dB cm deg 1 5459.95 53.86 74.00 -20.14 44.38 34.42 8.41 33.35 186 156 PEAK 2 5466.85 55.57 68.30 -12.73 46.12 34.41 8.40 33.36 186 156 PEAK	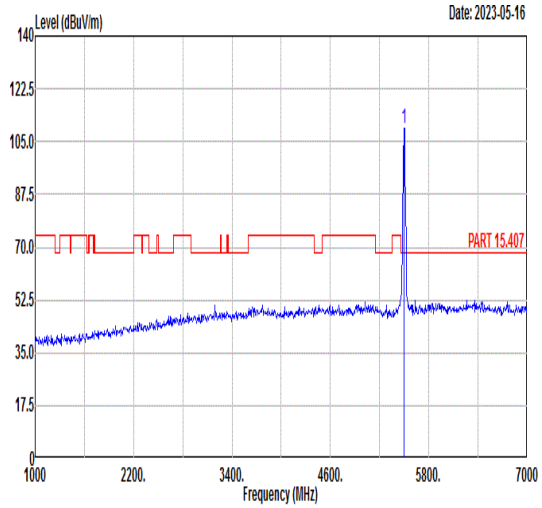 Freq Level Limit Line Margin (dB) Read Level Ant Factor Cable Loss Preamp Factor APos TPos Remark MHz dBuV/m dBuV/m dBuV dB/m dB dB cm deg 1 5500.00 109.56 ------ ------ 100.20 34.40 8.36 33.40 186 156 PEAK
Avg	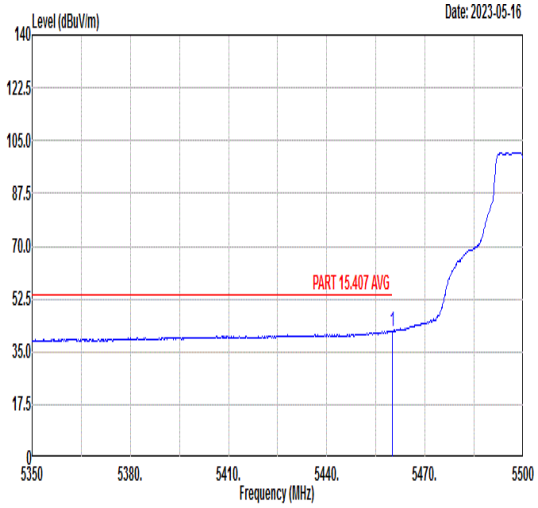 Freq Level Limit Line Margin (dB) Read Level Ant Factor Cable Loss Preamp Factor APos TPos Remark MHz dBuV/m dBuV/m dBuV dB/m dB dB cm deg 1 5459.95 41.98 54.00 -12.02 32.50 34.42 8.41 33.35 186 156 AVERAGE	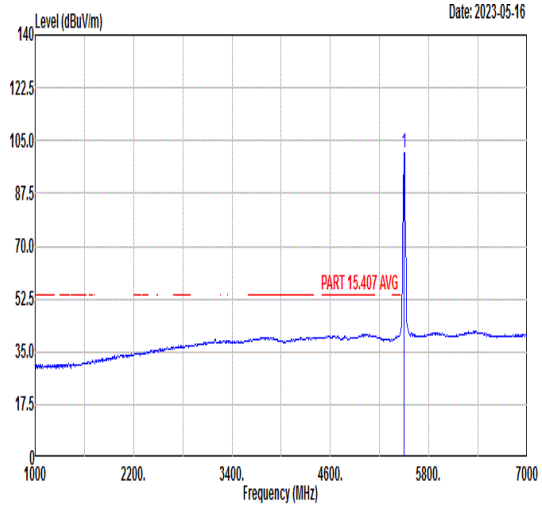 Freq Level Limit Line Margin (dB) Read Level Ant Factor Cable Loss Preamp Factor APos TPos Remark MHz dBuV/m dBuV/m dBuV dB/m dB dB cm deg 1 5500.00 100.99 ------ ------ 91.63 34.40 8.36 33.40 186 156 AVERAGE

Mode	32	
	Band Edge	
	U-NII-2C_5.47-5.725_802.11a_CH100_5500MHz	
Pol.	Vertical	Fundamental
Peak	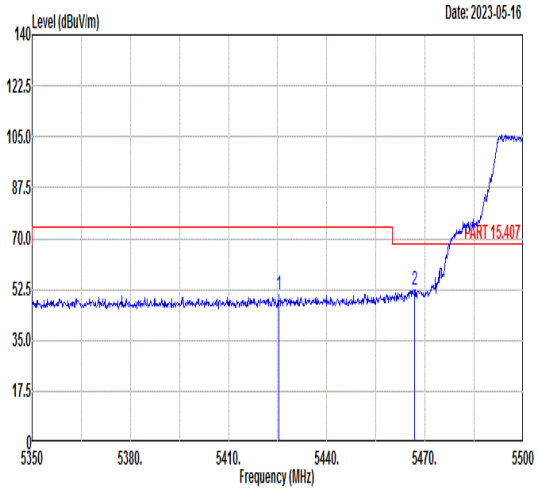 Freq Level Limit Line Margin (dB) Read Level Ant Factor Cable Loss Preamp Factor APos TPos Remark MHz dBuV/m dBuV/m dBuV dB/m dB dB cm deg 1 5425.30 50.81 74.00 -23.19 41.21 34.43 8.46 33.29 397 189 PEAK 2 5466.85 52.54 68.30 -15.76 43.09 34.41 8.40 33.36 397 189 PEAK	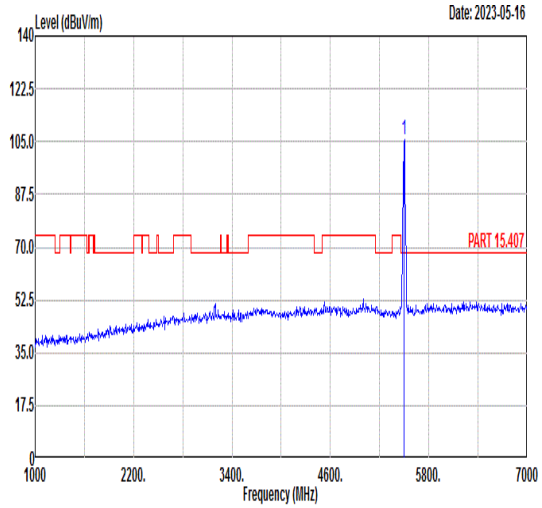 Freq Level Limit Line Margin (dB) Read Level Ant Factor Cable Loss Preamp Factor APos TPos Remark MHz dBuV/m dBuV/m dBuV dB/m dB dB cm deg 1 5500.00 105.75 ------ ------ 96.39 34.41 8.35 33.40 397 189 PEAK
Avg	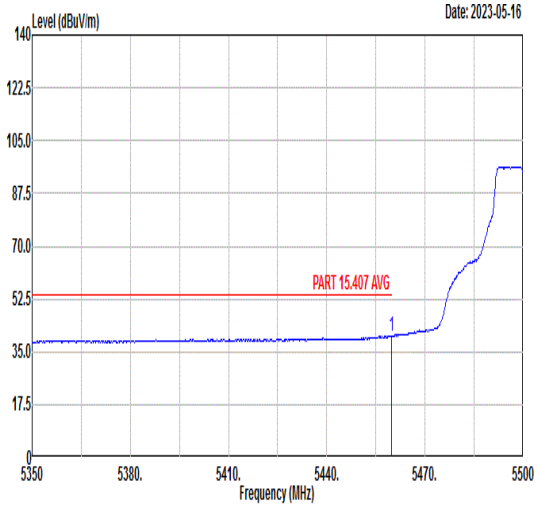 Freq Level Limit Line Margin (dB) Read Level Ant Factor Cable Loss Preamp Factor APos TPos Remark MHz dBuV/m dBuV/m dBuV dB/m dB dB cm deg 1 5459.80 40.28 54.00 -13.72 30.80 34.42 8.41 33.35 397 189 AVERAGE	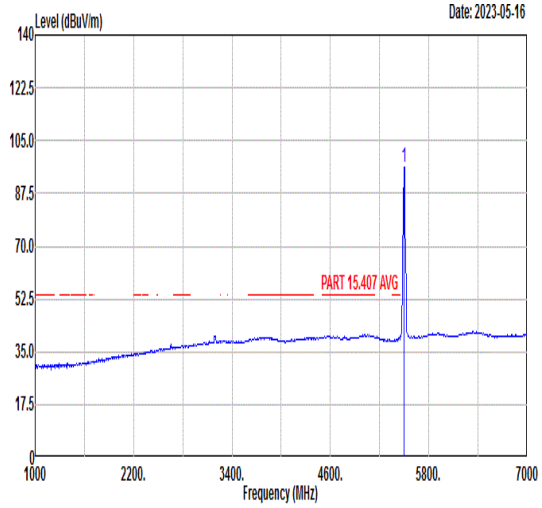 Freq Level Limit Line Margin (dB) Read Level Ant Factor Cable Loss Preamp Factor APos TPos Remark MHz dBuV/m dBuV/m dBuV dB/m dB dB cm deg 1 5500.00 96.41 ------ ------ 87.05 34.40 8.36 33.40 397 189 AVERAGE

Mode	32	
	Harmonic	
	U-NII-2C_5.47-5.725_802.11a_CH100_5500MHz	
Pol.	Horizontal	Vertical
Peak Avg	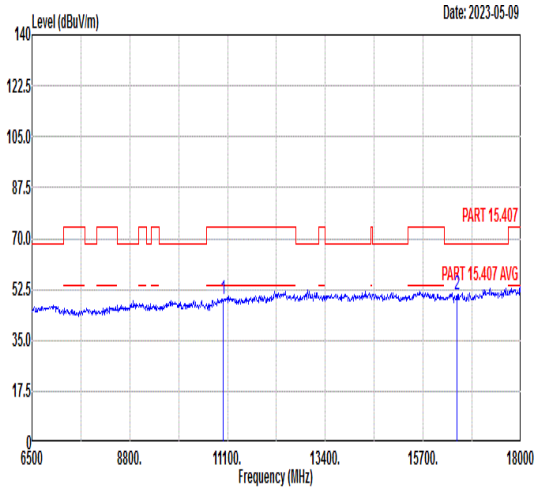 Freq Level Limit Line Margin (dB) Read Level Ant Factor Cable Loss Preamp Factor APos TPos Remark MHz dBuV/m dBuV/m dBuV dB/m dB dB cm deg 1 11000.00 49.03 74.00 -24.97 55.37 38.10 13.76 58.20 --- --- Peak 2 16500.00 50.90 68.30 -17.40 51.36 40.95 16.11 57.52 --- --- Peak	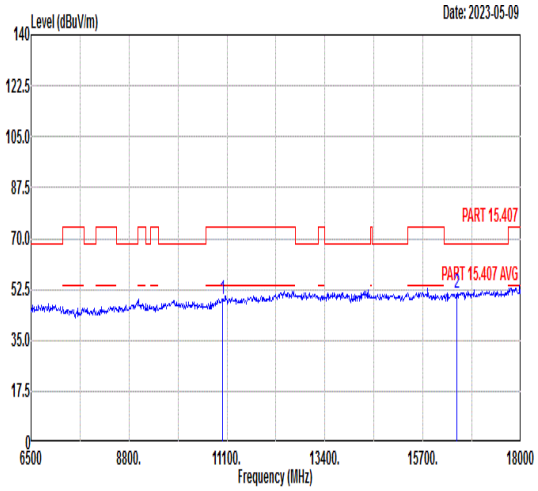 Freq Level Limit Line Margin (dB) Read Level Ant Factor Cable Loss Preamp Factor APos TPos Remark MHz dBuV/m dBuV/m dBuV dB/m dB dB cm deg 1 11000.00 49.20 74.00 -24.80 55.54 38.10 13.76 58.20 --- --- Peak 2 16500.00 51.05 68.30 -17.25 51.51 40.95 16.11 57.52 --- --- Peak

Mode	33	
	Band Edge - L	
	U-NII-2C_5.47-5.725_802.11a_CH116_5580MHz	
Pol.	Horizontal	Fundamental
Peak	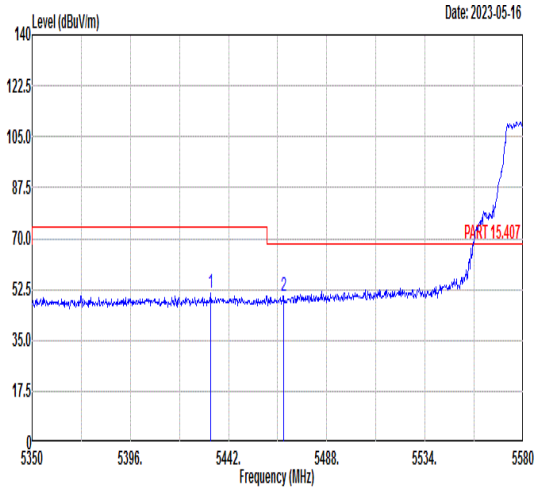 Freq Level Limit Line Margin (dB) Read Level Ant Factor Cable Loss Preamp Factor APos TPos Remark MHz dBuV/m dBuV/m dBuV dB/m dB dB cm deg 1 5433.49 51.25 74.00 -22.75 41.69 34.43 8.44 33.31 142 161 PEAK 2 5467.76 50.37 68.30 -17.93 40.92 34.41 8.40 33.36 142 161 PEAK	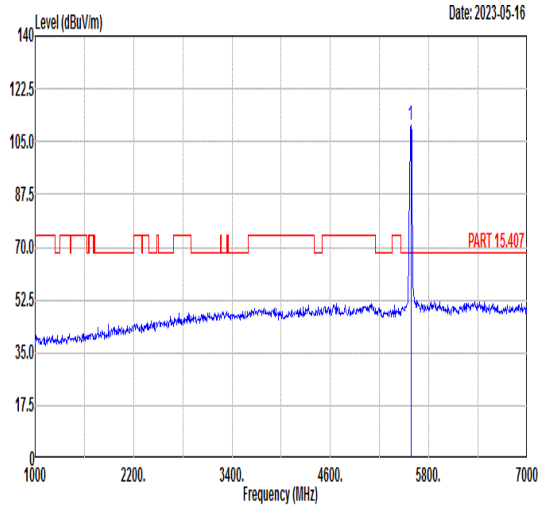 Freq Level Limit Line Margin (dB) Read Level Ant Factor Cable Loss Preamp Factor APos TPos Remark MHz dBuV/m dBuV/m dBuV dB/m dB dB cm deg 1 5580.00 110.50 ------ ------ 101.06 34.58 8.24 33.38 142 161 PEAK
Avg	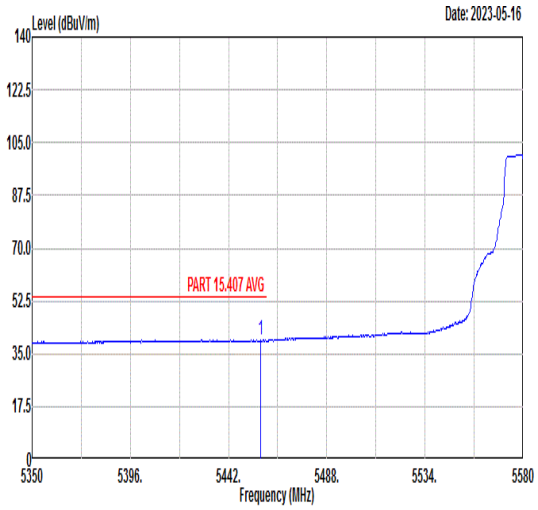 Freq Level Limit Line Margin (dB) Read Level Ant Factor Cable Loss Preamp Factor APos TPos Remark MHz dBuV/m dBuV/m dBuV dB/m dB dB cm deg 1 5456.95 39.53 54.00 -14.47 30.04 34.42 8.41 33.34 142 161 AVERAGE	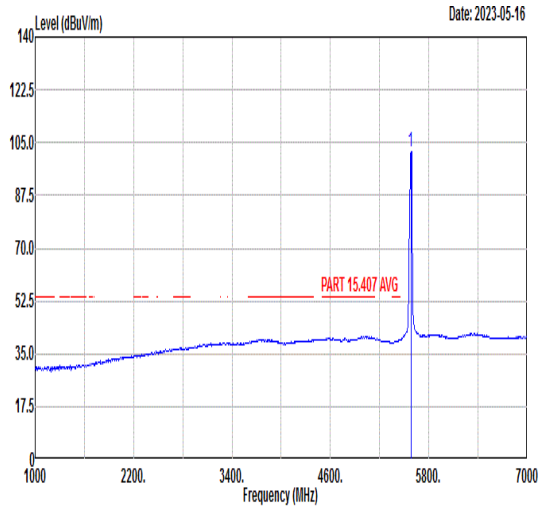 Freq Level Limit Line Margin (dB) Read Level Ant Factor Cable Loss Preamp Factor APos TPos Remark MHz dBuV/m dBuV/m dBuV dB/m dB dB cm deg 1 5580.00 101.83 ------ ------ 92.39 34.58 8.24 33.38 142 161 AVERAGE

Mode	33	
	Band Edge - R	
	U-NII-2C_5.47-5.725_802.11a_CH116_5580MHz	
Pol.	Horizontal	Fundamental
Peak	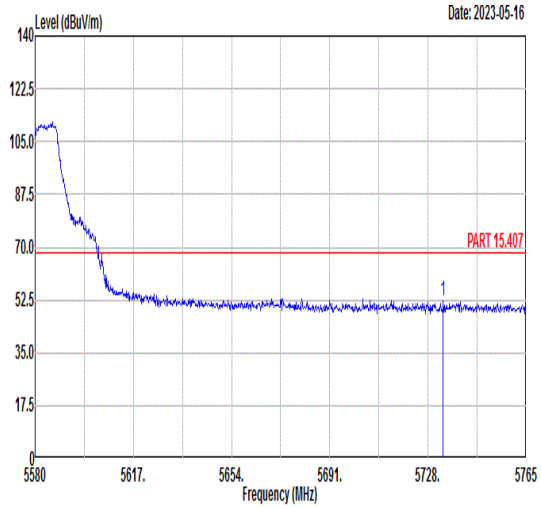 Freq Level Limit Line Margin (dB) Read Level Ant Factor Cable Loss Preamp Factor APos TPos Remark MHz dBuV/m dBuV/m dBuV dB/m dB dB cm deg 1 5733.74 52.10 68.30 -16.20 41.83 34.91 8.71 33.35 142 161 PEAK	Blank

Mode	33	
	Band Edge - L	
	U-NII-2C_5.47-5.725_802.11a_CH116_5580MHz	
Pol.	Vertical	Fundamental
Peak	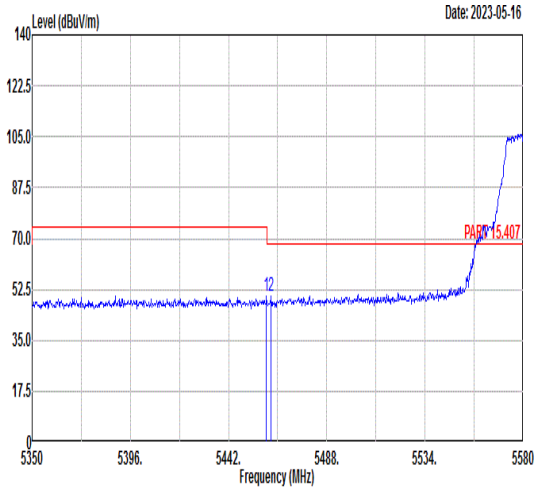 Freq Level Limit Line Margin (dB) Read Level Ant Factor Cable Loss Preamp Factor APos TPos Remark MHz dBuV/m dBuV/m dBuV dB/m dB dB cm deg 1 5459.71 50.09 74.00 -23.91 40.61 34.42 8.41 33.35 302 188 PEAK 2 5462.01 50.04 68.30 -18.26 40.56 34.42 8.41 33.35 302 188 PEAK	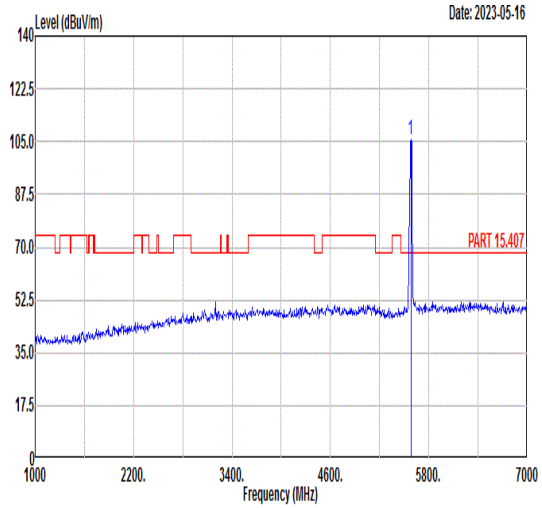 Freq Level Limit Line Margin (dB) Read Level Ant Factor Cable Loss Preamp Factor APos TPos Remark MHz dBuV/m dBuV/m dBuV dB/m dB dB cm deg 1 5580.00 105.70 ------ ------ 96.26 34.58 8.24 33.38 302 188 PEAK
Avg	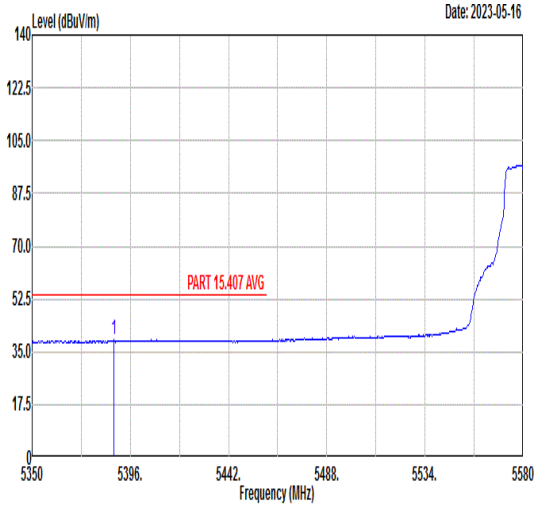 Freq Level Limit Line Margin (dB) Read Level Ant Factor Cable Loss Preamp Factor APos TPos Remark MHz dBuV/m dBuV/m dBuV dB/m dB dB cm deg 1 5388.41 38.94 54.00 -15.06 29.30 34.44 8.43 33.23 302 188 AVERAGE	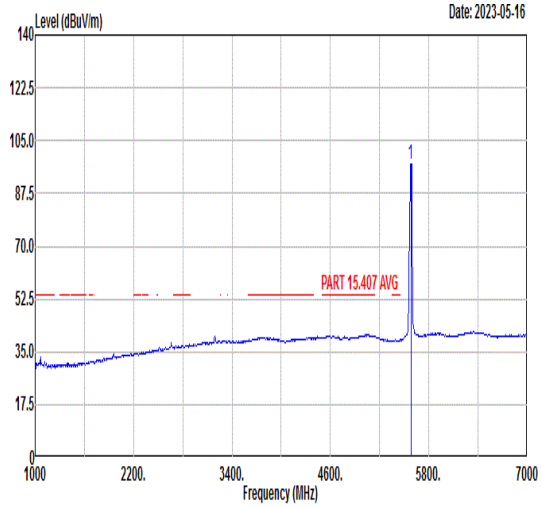 Freq Level Limit Line Margin (dB) Read Level Ant Factor Cable Loss Preamp Factor APos TPos Remark MHz dBuV/m dBuV/m dBuV dB/m dB dB cm deg 1 5580.00 97.22 ------ ------ 87.78 34.58 8.24 33.38 302 188 AVERAGE

Mode	33	
	Band Edge - R	
	U-NII-2C_5.47-5.725_802.11a_CH116_5580MHz	
Pol.	Vertical	Fundamental
Peak	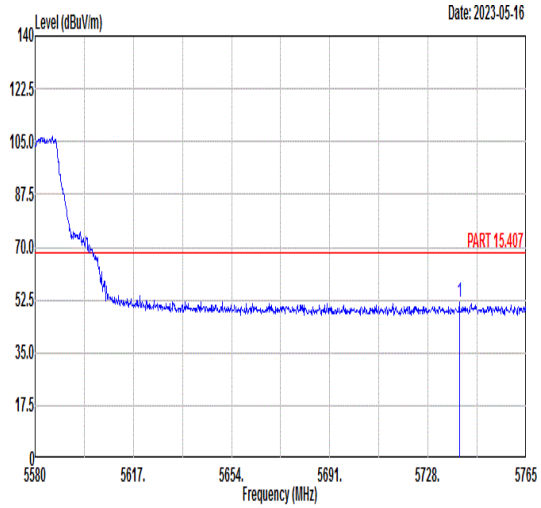 Freq Level Limit Line Margin (dB) Read Level Ant Factor Cable Loss Preamp Factor APos TPos Remark MHz dBuV/m dBuV/m dBuV dB/m dB dB cm deg 1 5739.84 51.88 68.30 -16.42 41.57 34.93 8.73 33.35 302 188 PEAK	Blank

Mode	33	
	Harmonic	
	U-NII-2C_5.47-5.725_802.11a_CH116_5580MHz	
Pol.	Horizontal	Vertical
Peak Avg	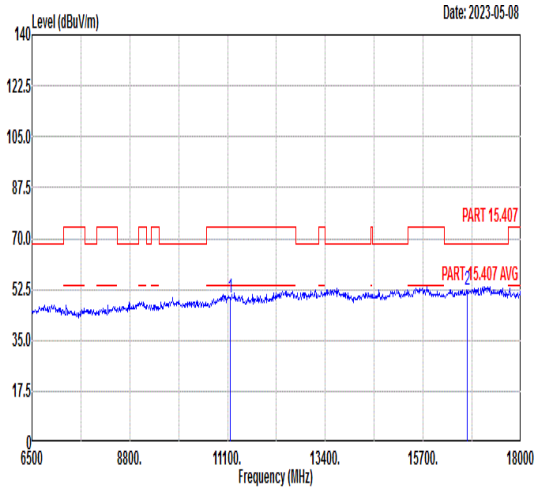 Freq Level Limit Line Margin (dB) Read Level Ant Factor Cable Loss Preamp Factor APos TPos Remark MHz dBuV/m dBuV/m dBuV dB/m dB dB cm deg 1 11160.00 49.72 74.00 -24.28 55.82 38.26 13.74 58.10 --- --- Peak 2 16740.00 52.30 68.30 -16.00 51.95 41.07 16.35 57.07 --- --- Peak	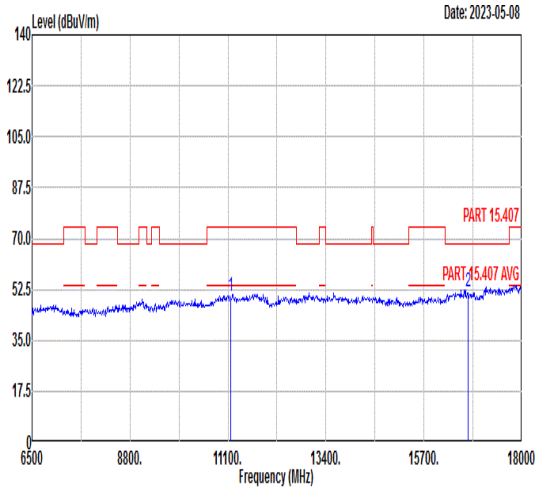 Freq Level Limit Line Margin (dB) Read Level Ant Factor Cable Loss Preamp Factor APos TPos Remark MHz dBuV/m dBuV/m dBuV dB/m dB dB cm deg 1 11160.00 49.98 74.00 -24.02 56.08 38.26 13.74 58.10 --- --- Peak 2 16740.00 51.87 68.30 -16.43 51.52 41.07 16.35 57.07 --- --- Peak

Mode	34	
	Band Edge	
	U-NII-2C_5.47-5.725_802.11a_CH140_5700MHz	
Pol.	Horizontal	Fundamental
Peak	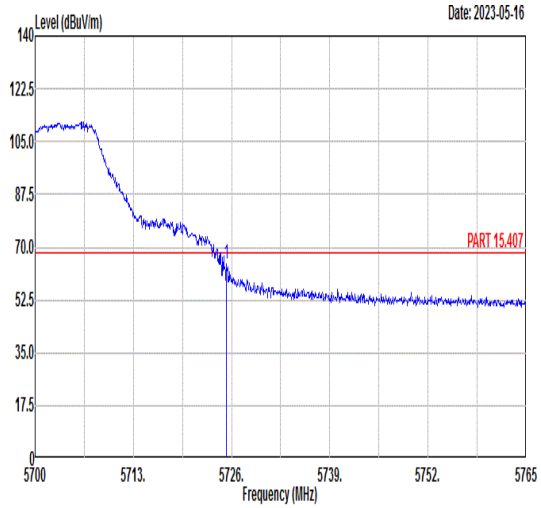 Freq Level Limit Line Margin (dB) Read Level Ant Factor Cable Loss Preamp Factor APos TPos Remark MHz dBuV/m dBuV/m dBuV dB/m dB dB cm deg 1 5725.35 64.30 68.30 -4.00 54.08 34.90 8.68 33.36 182 152 PEAK	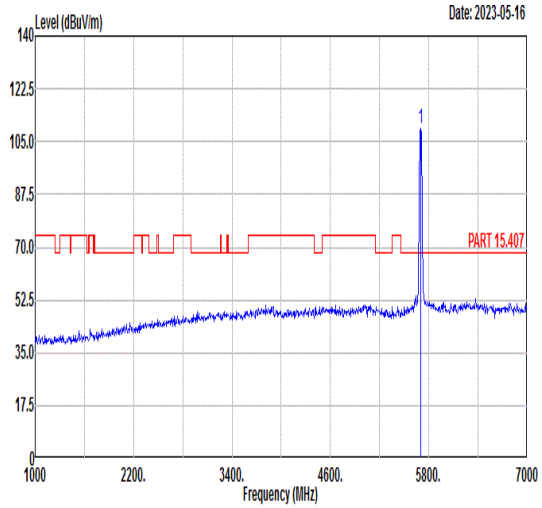 Freq Level Limit Line Margin (dB) Read Level Ant Factor Cable Loss Preamp Factor APos TPos Remark MHz dBuV/m dBuV/m dBuV dB/m dB dB cm deg 1 5700.00 109.53 ------ ------ 99.44 34.85 8.60 33.36 182 152 PEAK
Avg	Blank	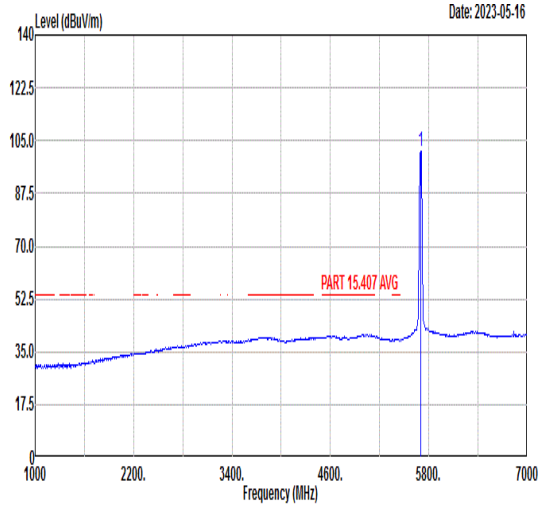 Freq Level Limit Line Margin (dB) Read Level Ant Factor Cable Loss Preamp Factor APos TPos Remark MHz dBuV/m dBuV/m dBuV dB/m dB dB cm deg 1 5700.00 101.49 ------ ------ 91.40 34.85 8.60 33.36 182 152 AVERAGE

Mode	34	
	Band Edge	
	U-NII-2C_5.47-5.725_802.11a_CH140_5700MHz	
Pol.	Vertical	Fundamental
Peak	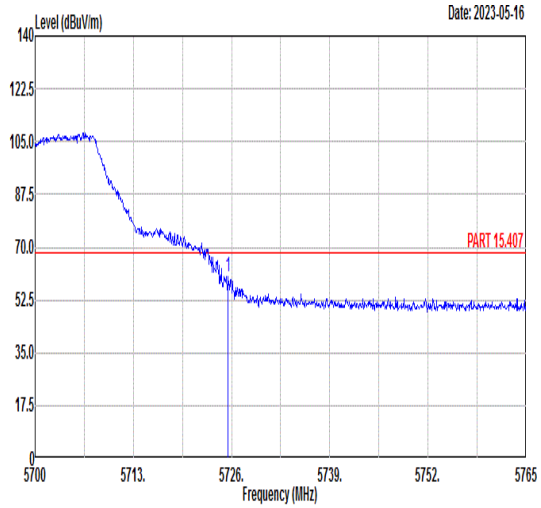 Freq Level Limit Line Margin (dB) Read Level Ant Factor Cable Loss Preamp Factor APos TPos Remark MHz dBuV/m dBuV/m dBuV dB/m dB dB cm deg 1 5725.55 60.38 68.30 -7.92 50.16 34.90 8.68 33.36 294 183 PEAK	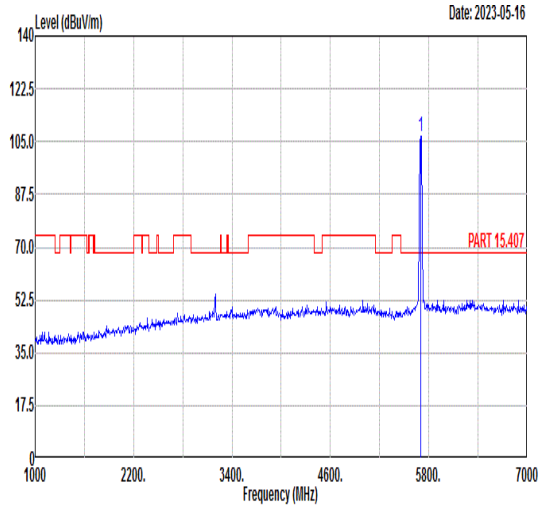 Freq Level Limit Line Margin (dB) Read Level Ant Factor Cable Loss Preamp Factor APos TPos Remark MHz dBuV/m dBuV/m dBuV dB/m dB dB cm deg 1 5700.00 106.70 ------ ------ 96.61 34.85 8.60 33.36 294 183 PEAK
Avg	Blank	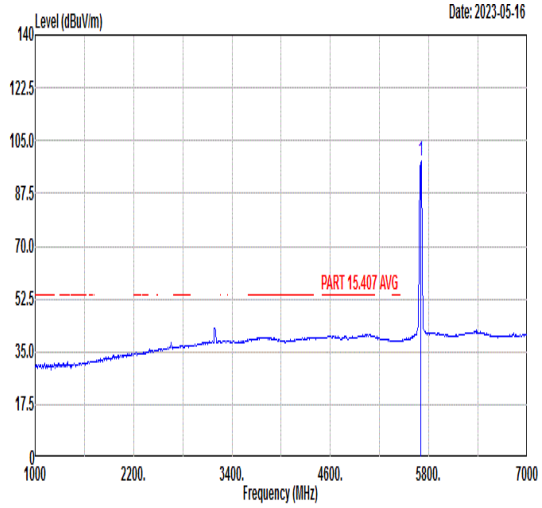 Freq Level Limit Line Margin (dB) Read Level Ant Factor Cable Loss Preamp Factor APos TPos Remark MHz dBuV/m dBuV/m dBuV dB/m dB dB cm deg 1 5700.00 98.07 ------ ------ 87.95 34.86 8.62 33.36 294 183 AVERAGE

Mode	34	
	Harmonic	
	U-NII-2C_5.47-5.725_802.11a_CH140_5700MHz	
Pol.	Horizontal	Vertical
Peak Avg	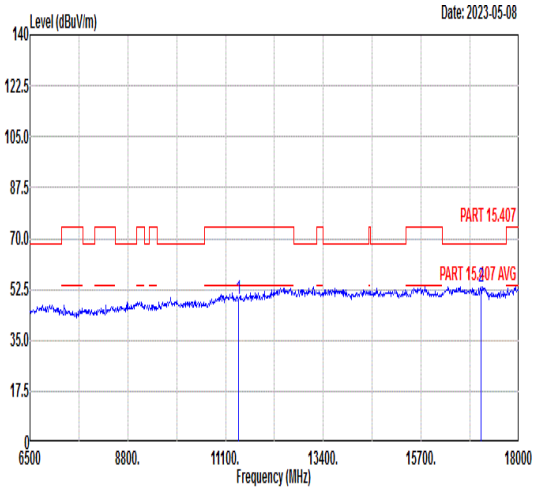 Freq Level Limit Line Margin (dB) Read Level Ant Factor Cable Loss Preamp Factor APos TPos Remark MHz dBuV/m dBuV/m dBuV dB/m dB dB cm deg 1 11400.00 49.11 74.00 -24.89 54.86 38.50 13.71 57.96 --- --- Peak 2 17100.00 53.37 68.30 -14.93 52.27 41.24 16.56 56.70 --- --- Peak	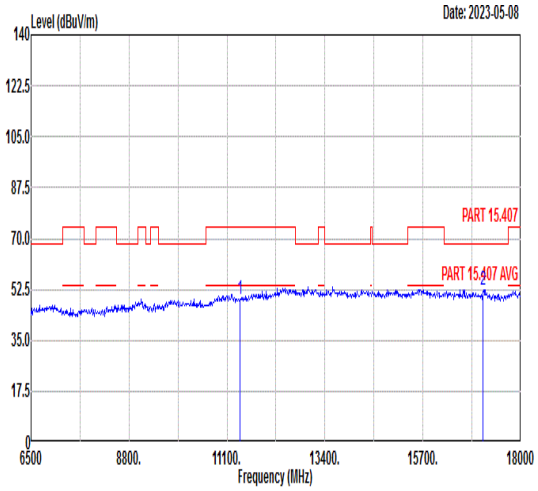 Freq Level Limit Line Margin (dB) Read Level Ant Factor Cable Loss Preamp Factor APos TPos Remark MHz dBuV/m dBuV/m dBuV dB/m dB dB cm deg 1 11400.00 49.27 74.00 -24.73 55.02 38.50 13.71 57.96 --- --- Peak 2 17100.00 52.51 68.30 -15.79 51.41 41.24 16.56 56.70 --- --- Peak

Mode	35	
	Band Edge	
	U-NII-2C_5.47-5.725_802.11a_CH144_5720MHz	
Pol.	**Horizontal**	**Fundamental**
Peak	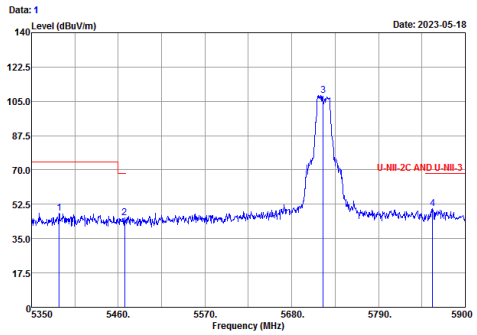 Site : 03CH03-SZ Condition : U-NII-2C AND U-NII-3 3m ANT3117_0057 HORIZONTAL : RBW:1000.000KHz VBW:3000.000KHz Mode : 35 Setting : 6M Power setting 17.5 Plane : Z with Accessories : #9 2q37b1wf3j002z Freq Level Over Limit Limit ReadAntenna Level Cable Loss Preamp Factor A/Pos T/Pos Remark MHz dBuV/m dB dBuV/m dBuV dB/m dB dB cm deg 1 5385.20 47.92 -26.08 74.00 38.32 34.45 8.38 33.23 216 156 Peak 2 5468.25 45.57 -22.73 68.30 36.14 34.41 8.38 33.36 216 156 Peak 3 5720.00 108.07 ------ ------ 97.89 34.88 8.65 33.35 216 156 Peak 4 5858.75 50.24 -18.06 68.30 39.53 35.19 8.85 33.33 216 156 Peak	**Blank**
Avg	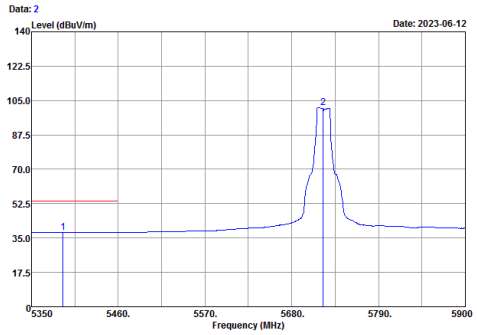 Site : 03CH03-SZ Condition : PART 15.407 AVG 3m ANT3117_0057 HORIZONTAL : RBW:1000.000KHz VBW:0.010KHz Mode : 35 Setting : 6M Power setting 17.5 Plane : Z with Accessories : #9 2q37b1wf3j002z Freq Level Over Limit Limit ReadAntenna Level Cable Loss Preamp Factor A/Pos T/Pos Remark MHz dBuV/m dB dBuV/m dBuV dB/m dB dB cm deg 1 5390.15 38.00 -16.00 54.00 28.31 34.44 8.48 33.23 216 156 Average 2 5720.00 101.58 ------ ------ 91.40 34.88 8.65 33.35 216 156 Average	**Blank**

Mode	35	
	Band Edge	
	U-NII-2C_5.47-5.725_802.11a_CH144_5720MHz	
Pol.	**Vertical**	**Fundamental**
Peak	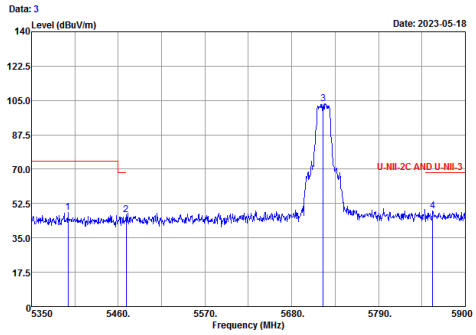 Site : 03CH03-SZ Condition : U-NII-2C AND U-NII-3 3m ANT3117_0057 VERTICAL : RBW:1000.000KHz VBW:3000.000KHz Mode : 35 Setting : 6M Power setting 17.5 Plane : Z with Accessories : #9 2q37b1wf3j002z Freq Level Over Limit Limit Line ReadAntenna Level Factor Cable Loss Preamp Factor A/Pos T/Pos Remark MHz dBuV/m dB dBuV/m dBuV dB/m dB dB cm deg 1 5396.20 47.88 -26.12 74.00 38.19 34.44 8.48 33.23 358 199 Peak 2 5469.90 46.66 -21.64 68.30 37.23 34.41 8.38 33.36 358 199 Peak 3 5720.00 103.51 ------ ------ 93.33 34.88 8.65 33.35 358 199 Peak 4 5858.75 48.61 -19.69 68.30 37.90 35.19 8.85 33.33 358 199 Peak	**Blank**
Avg	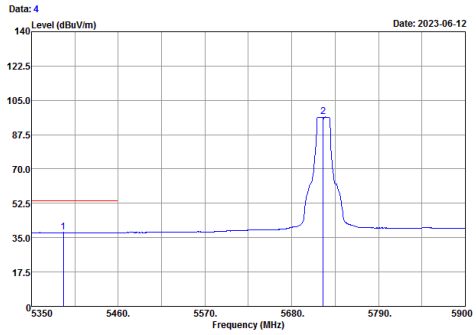 Site : 03CH03-SZ Condition : PART 15.407 AVG 3m ANT3117_0057 VERTICAL : RBW:1000.000KHz VBW:0.010KHz Mode : 35 Setting : 6M Power setting 17.5 Plane : Z with Accessories : #9 2q37b1wf3j002z Freq Level Over Limit Limit Line ReadAntenna Level Factor Cable Loss Preamp Factor A/Pos T/Pos Remark MHz dBuV/m dB dBuV/m dBuV dB/m dB dB cm deg 1 5390.70 37.66 -16.34 54.00 27.97 34.44 8.48 33.23 358 199 Average 2 5720.00 96.52 ------ ------ 86.34 34.88 8.65 33.35 358 199 Average	**Blank**

Mode	35	
	Harmonic	
	U-NII-2C_5.47-5.725_802.11a_CH144_5720MHz	
Pol.	Horizontal	Vertical
Peak Avg	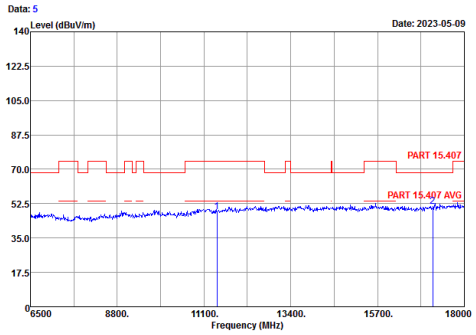 Site : 03CH03-SZ Condition : PART 15.407 3m HF_ANT_3117_0107 HORIZONTAL Project : 2F2102-02 Mode : 35 SN : #9 2q37b1wf3j002z Plane : Y with Accessories setting : 6M power setting 17.5 1 11440.00 48.43 -25.57 74.00 54.13 38.53 13.71 57.94 --- --- Peak 2 17160.00 50.89 -17.41 68.30 49.84 41.27 16.55 56.77 --- --- Peak	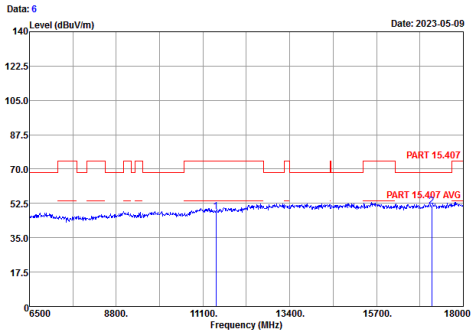 Site : 03CH03-SZ Condition : PART 15.407 3m HF_ANT_3117_0107 VERTICAL Project : 2F2102-02 Mode : 35 SN : #9 2q37b1wf3j002z Plane : Y with Accessories setting : 6M power setting 17.5 1 11440.00 48.53 -25.47 74.00 54.23 38.53 13.71 57.94 --- --- Peak 2 17160.00 51.26 -17.04 68.30 50.21 41.27 16.55 56.77 --- --- Peak

Mode	36	
	Band Edge	
	U-NII-2C_5.47-5.725_802.11ax HE20_CH100_Full RU_5500MHz	
Pol.	Horizontal	Fundamental
Peak	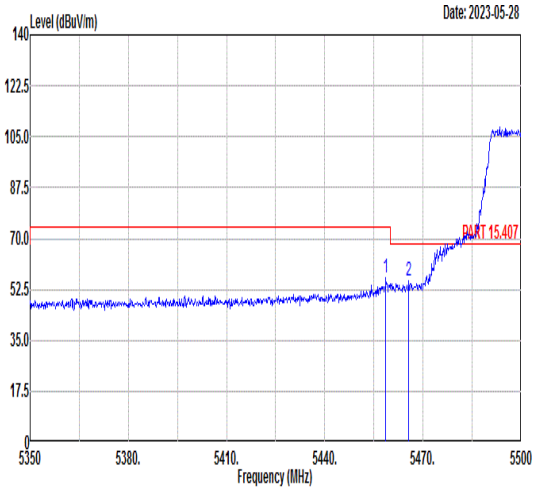 Freq Level Limit Line Margin (dB) Read Level Ant Factor Cable Loss Preamp Factor APos TPos Remark MHz dBuV/m dBuV/m dBuV dB/m dB dB cm deg 1 5458.60 56.53 74.00 -17.47 47.05 34.42 8.41 33.35 100 163 PEAK 2 5465.65 55.39 68.30 -12.91 45.94 34.41 8.40 33.36 100 163 PEAK	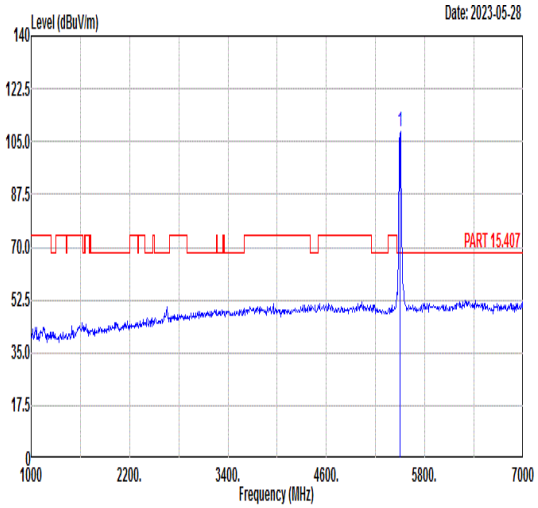 Freq Level Limit Line Margin (dB) Read Level Ant Factor Cable Loss Preamp Factor APos TPos Remark MHz dBuV/m dBuV/m dBuV dB/m dB dB cm deg 1 5500.00 108.46 ------ ------ 99.10 34.41 8.35 33.40 100 163 PEAK
Avg	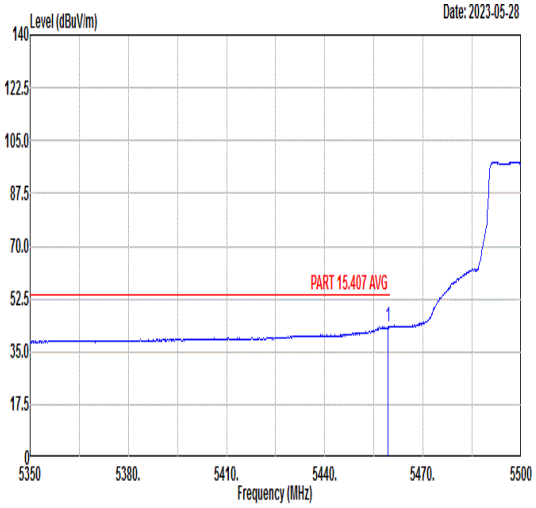 Freq Level Limit Line Margin (dB) Read Level Ant Factor Cable Loss Preamp Factor APos TPos Remark MHz dBuV/m dBuV/m dBuV dB/m dB dB cm deg 1 5459.35 43.51 54.00 -10.49 34.03 34.42 8.41 33.35 100 163 AVERAGE	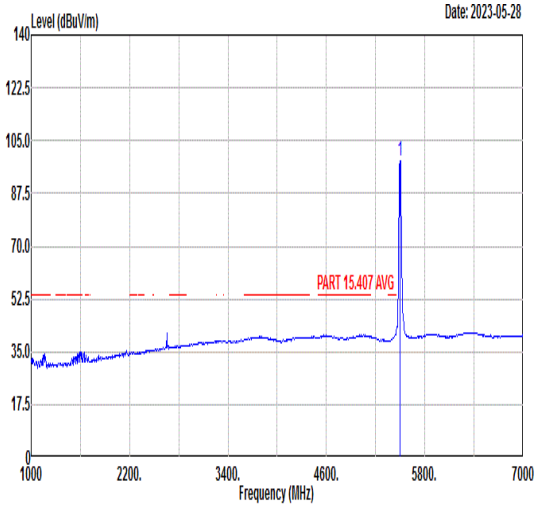 Freq Level Limit Line Margin (dB) Read Level Ant Factor Cable Loss Preamp Factor APos TPos Remark MHz dBuV/m dBuV/m dBuV dB/m dB dB cm deg 1 5500.00 98.37 ------ ------ 89.01 34.41 8.35 33.40 100 163 AVERAGE

Mode	36	
	Band Edge	
	U-NII-2C_5.47-5.725_802.11ax HE20_CH100_Full RU_5500MHz	
Pol.	Vertical	Fundamental
Peak	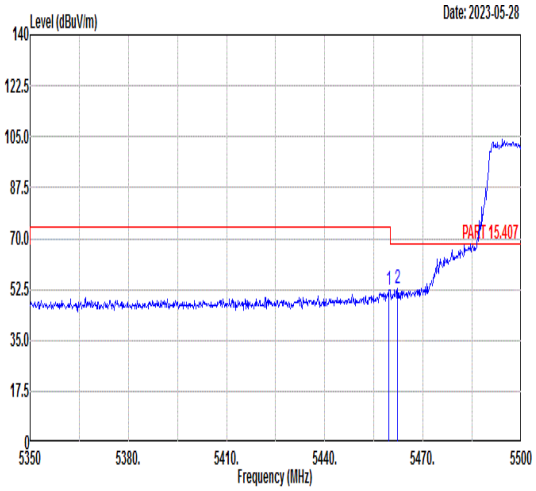 Freq Level Limit Line Margin (dB) Read Level Ant Factor Cable Loss Preamp Factor APos TPos Remark MHz dBuV/m dBuV/m dBuV dB/m dB dB cm deg 1 5459.65 52.21 74.00 -21.79 42.73 34.42 8.41 33.35 331 204 PEAK 2 5462.20 52.66 68.30 -15.64 43.18 34.42 8.41 33.35 331 204 PEAK	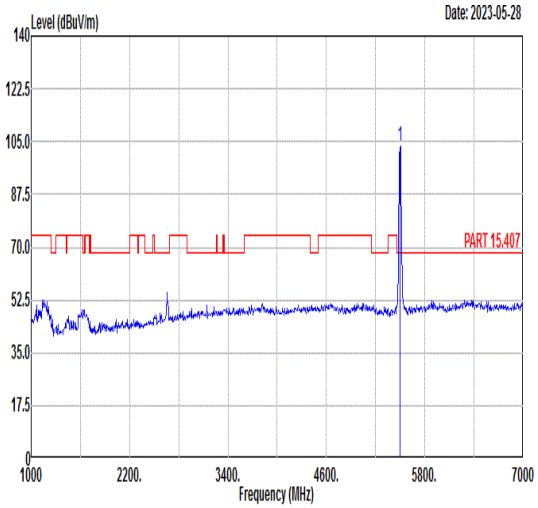 Freq Level Limit Line Margin (dB) Read Level Ant Factor Cable Loss Preamp Factor APos TPos Remark MHz dBuV/m dBuV/m dBuV dB/m dB dB cm deg 1 5500.00 103.38 ------ ------ 94.02 34.41 8.35 33.40 331 204 PEAK
Avg	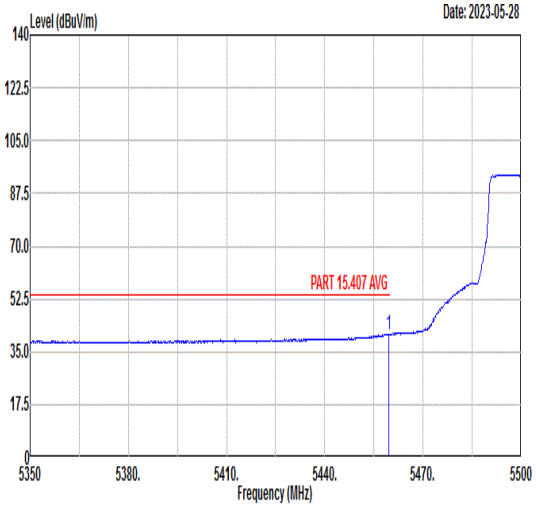 Freq Level Limit Line Margin (dB) Read Level Ant Factor Cable Loss Preamp Factor APos TPos Remark MHz dBuV/m dBuV/m dBuV dB/m dB dB cm deg 1 5459.50 40.74 54.00 -13.26 31.26 34.42 8.41 33.35 331 204 AVERAGE	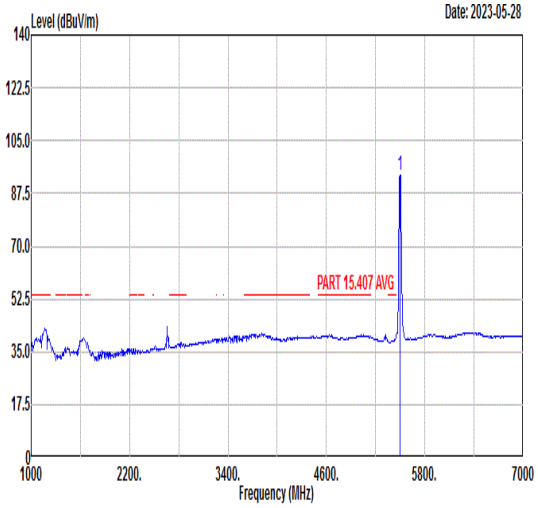 Freq Level Limit Line Margin (dB) Read Level Ant Factor Cable Loss Preamp Factor APos TPos Remark MHz dBuV/m dBuV/m dBuV dB/m dB dB cm deg 1 5500.00 93.54 ------ ------ 84.18 34.40 8.36 33.40 331 204 AVERAGE

Mode	36	
	Harmonic	
	U-NII-2C_5.47-5.725_802.11ax HE20_CH100_Full RU_5500MHz	
Pol.	Horizontal	Vertical
Peak Avg	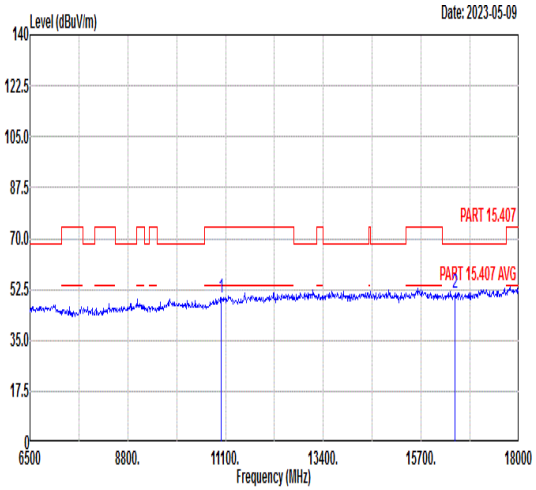 Freq Level Limit Line Margin (dB) Read Level Ant Factor Cable Loss Preamp Factor APos TPos Remark MHz dBuV/m dBuV/m dBuV dB/m dB dB cm deg 1 11000.00 49.50 74.00 -24.50 55.84 38.10 13.76 58.20 --- --- Peak 2 16500.00 51.06 68.30 -17.24 51.52 40.95 16.11 57.52 --- --- Peak	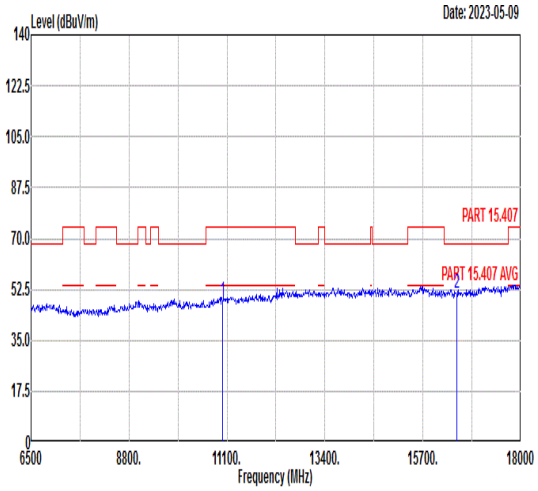 Freq Level Limit Line Margin (dB) Read Level Ant Factor Cable Loss Preamp Factor APos TPos Remark MHz dBuV/m dBuV/m dBuV dB/m dB dB cm deg 1 11000.00 48.77 74.00 -25.23 55.11 38.10 13.76 58.20 --- --- Peak 2 16500.00 51.04 68.30 -17.26 51.50 40.95 16.11 57.52 --- --- Peak

Mode	37	
	Band Edge	
	U-NII-2C_5.47-5.725_802.11ax HE20_CH100_ RU26/0_5500MHz	
Pol.	Horizontal	Fundamental
Peak	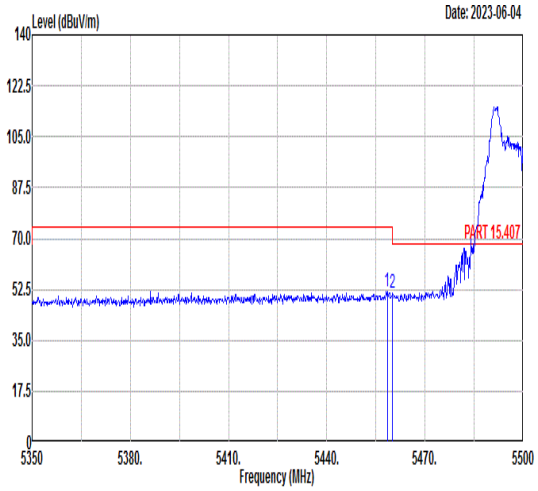 Freq Level Limit Line Margin (dB) Read Level Ant Factor Cable Loss Preamp Factor APos TPos Remark MHz dBuV/m dBuV/m dBuV dB/m dB dB cm deg 1 5458.45 51.93 74.00 -22.07 42.45 34.42 8.41 33.35 110 159 PEAK 2 5460.10 51.12 68.30 -17.18 41.64 34.42 8.41 33.35 110 159 PEAK	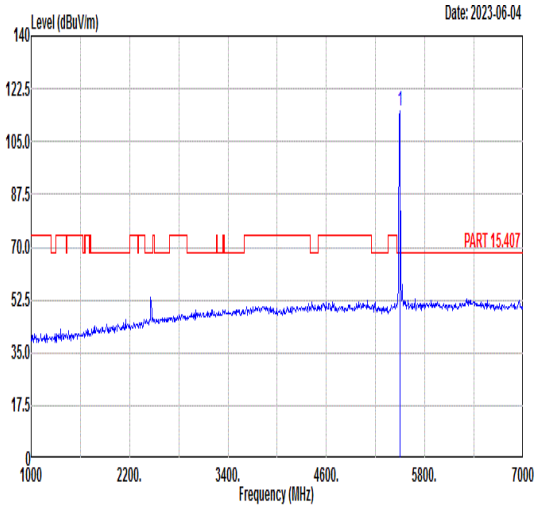 Freq Level Limit Line Margin (dB) Read Level Ant Factor Cable Loss Preamp Factor APos TPos Remark MHz dBuV/m dBuV/m dBuV dB/m dB dB cm deg 1 5500.00 115.31 ------ ------ 105.95 34.40 8.36 33.40 110 159 PEAK
Avg	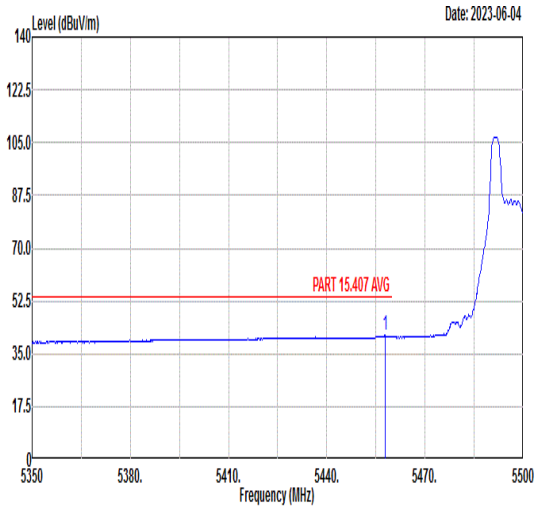 Freq Level Limit Line Margin (dB) Read Level Ant Factor Cable Loss Preamp Factor APos TPos Remark MHz dBuV/m dBuV/m dBuV dB/m dB dB cm deg 1 5457.85 40.99 54.00 -13.01 31.50 34.42 8.41 33.34 110 159 AVERAGE	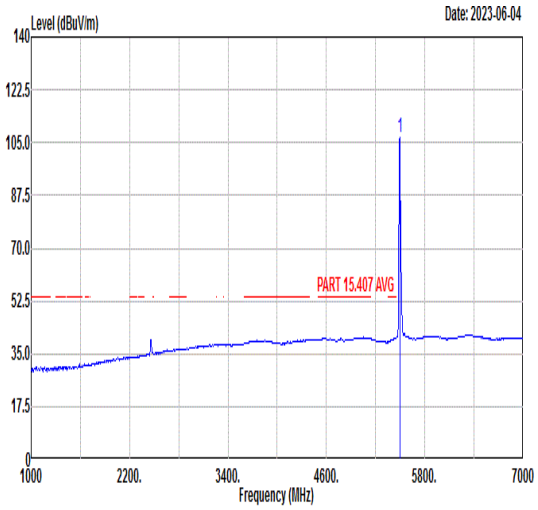 Freq Level Limit Line Margin (dB) Read Level Ant Factor Cable Loss Preamp Factor APos TPos Remark MHz dBuV/m dBuV/m dBuV dB/m dB dB cm deg 1 5500.00 106.87 ------ ------ 97.51 34.40 8.36 33.40 110 159 AVERAGE

Mode	37	
	Band Edge	
	U-NII-2C_5.47-5.725_802.11ax HE20_CH100_ RU26/0_5500MHz	
Pol.	Vertical	Fundamental
Peak	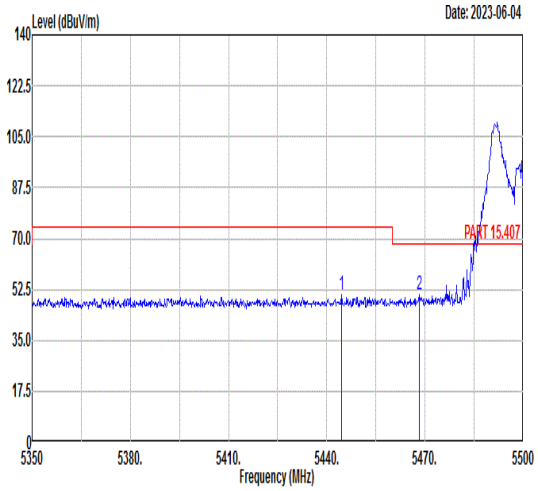 Freq Level Limit Line Margin (dB) Read Level Ant Factor Cable Loss Preamp Factor APos TPos Remark MHz dBuV/m dBuV/m dBuV dB/m dB dB cm deg 1 5444.50 50.72 74.00 -23.28 41.19 34.42 8.43 33.32 300 185 PEAK 2 5468.20 50.47 68.30 -17.83 41.02 34.41 8.40 33.36 300 185 PEAK	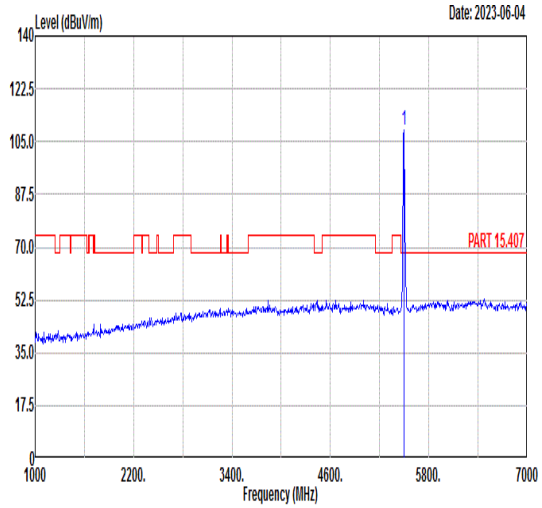 Freq Level Limit Line Margin (dB) Read Level Ant Factor Cable Loss Preamp Factor APos TPos Remark MHz dBuV/m dBuV/m dBuV dB/m dB dB cm deg 1 5500.00 108.68 ------ ------ 99.32 34.40 8.36 33.40 300 185 PEAK
Avg	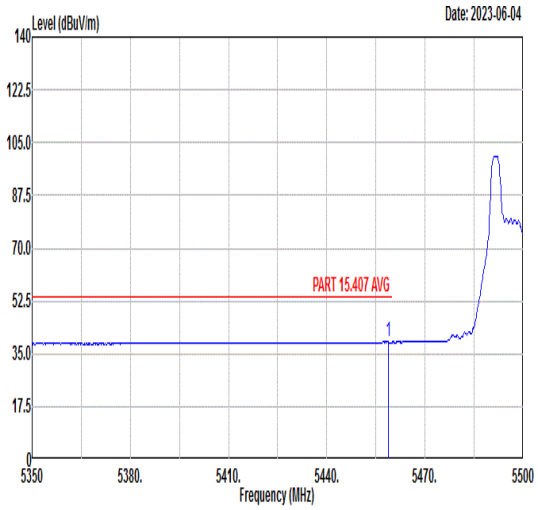 Freq Level Limit Line Margin (dB) Read Level Ant Factor Cable Loss Preamp Factor APos TPos Remark MHz dBuV/m dBuV/m dBuV dB/m dB dB cm deg 1 5458.75 38.92 54.00 -15.08 29.44 34.42 8.41 33.35 300 185 AVERAGE	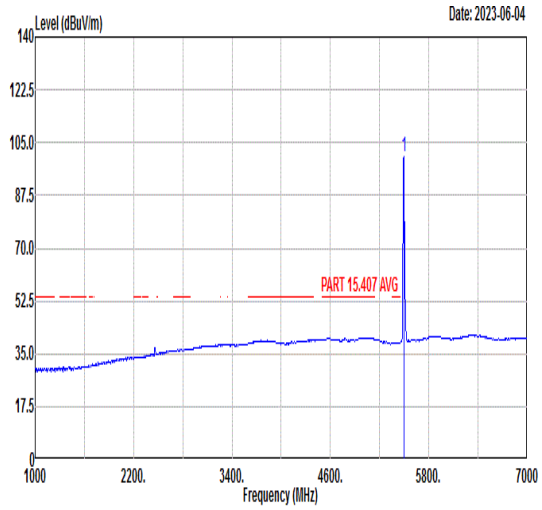 Freq Level Limit Line Margin (dB) Read Level Ant Factor Cable Loss Preamp Factor APos TPos Remark MHz dBuV/m dBuV/m dBuV dB/m dB dB cm deg 1 5500.00 100.50 ------ ------ 91.14 34.40 8.36 33.40 300 185 AVERAGE

Mode	38	
	Band Edge	
	U-NII-2C_5.47-5.725_802.11ax HE20_CH100_RU52/37_5500MHz	
Pol.	Horizontal	Fundamental
Peak	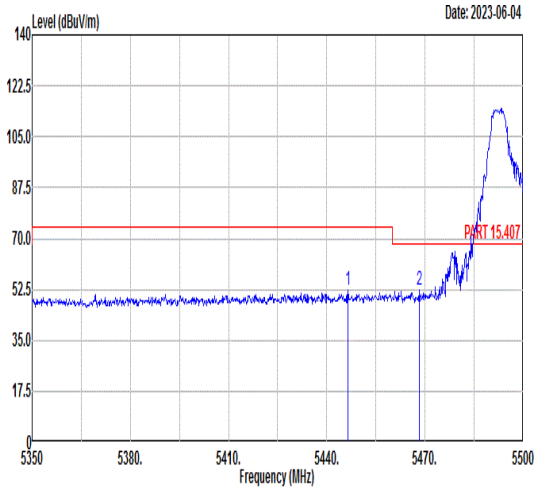 Freq Level Limit Line Margin (dB) Read Level Ant Factor Cable Loss Preamp Factor APos TPos Remark MHz dBuV/m dBuV/m dBuV dB/m dB dB cm deg 1 5446.45 52.14 74.00 -21.86 42.62 34.42 8.43 33.33 265 164 PEAK 2 5468.35 52.17 68.30 -16.13 42.72 34.41 8.40 33.36 265 164 PEAK	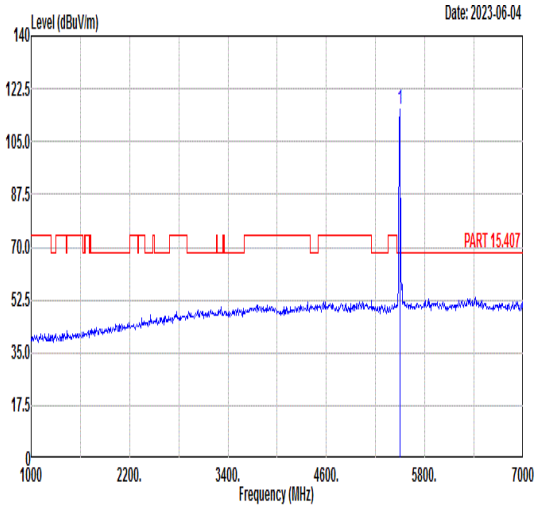 Freq Level Limit Line Margin (dB) Read Level Ant Factor Cable Loss Preamp Factor APos TPos Remark MHz dBuV/m dBuV/m dBuV dB/m dB dB cm deg 1 5500.00 115.78 ------ ------ 106.42 34.40 8.36 33.40 265 164 PEAK
Avg	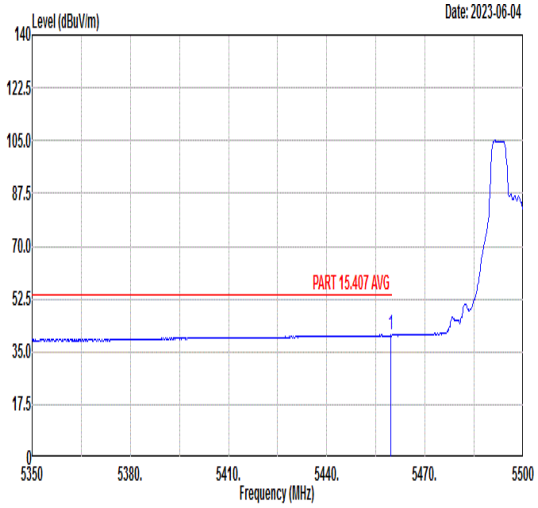 Freq Level Limit Line Margin (dB) Read Level Ant Factor Cable Loss Preamp Factor APos TPos Remark MHz dBuV/m dBuV/m dBuV dB/m dB dB cm deg 1 5459.65 40.50 54.00 -13.50 31.02 34.42 8.41 33.35 265 164 AVERAGE	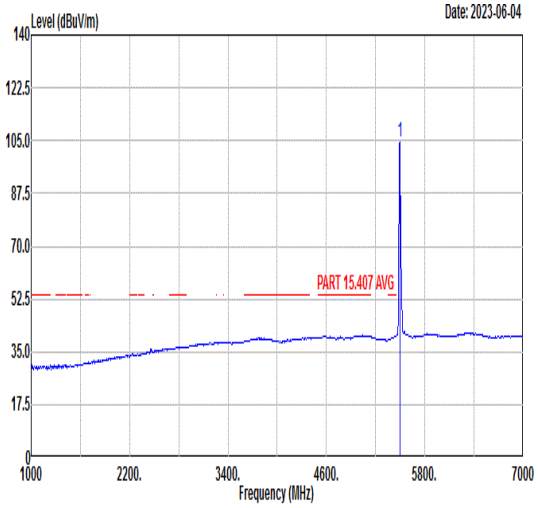 Freq Level Limit Line Margin (dB) Read Level Ant Factor Cable Loss Preamp Factor APos TPos Remark MHz dBuV/m dBuV/m dBuV dB/m dB dB cm deg 1 5500.00 104.80 ------ ------ 95.44 34.40 8.36 33.40 265 164 AVERAGE

Mode	38	
	Band Edge	
	U-NII-2C_5.47-5.725_802.11ax HE20_CH100_RU52/37_5500MHz	
Pol.	Vertical	Fundamental
Peak	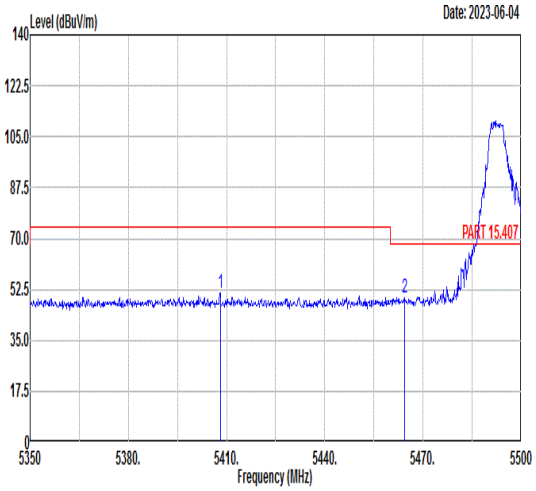 Freq Level Limit Line Margin (dB) Read Level Ant Factor Cable Loss Preamp Factor APos TPos Remark MHz dBuV/m dBuV/m dBuV dB/m dB dB cm deg 1 5408.05 51.10 74.00 -22.90 41.44 34.44 8.48 33.26 379 189 PEAK 2 5464.45 49.76 68.30 -18.54 40.31 34.41 8.40 33.36 379 189 PEAK	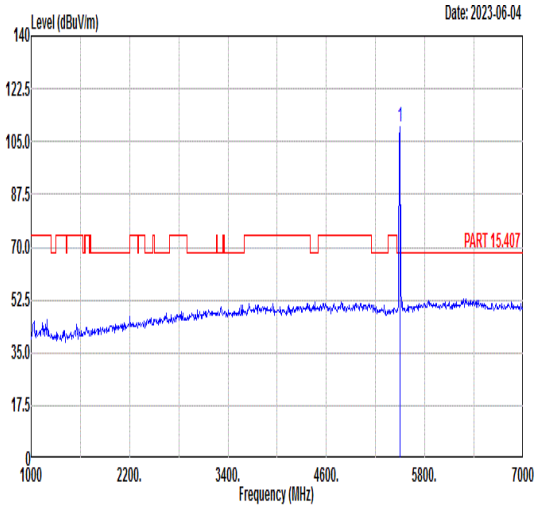 Freq Level Limit Line Margin (dB) Read Level Ant Factor Cable Loss Preamp Factor APos TPos Remark MHz dBuV/m dBuV/m dBuV dB/m dB dB cm deg 1 5500.00 109.88 ------ ------ 100.52 34.40 8.36 33.40 379 189 PEAK
Avg	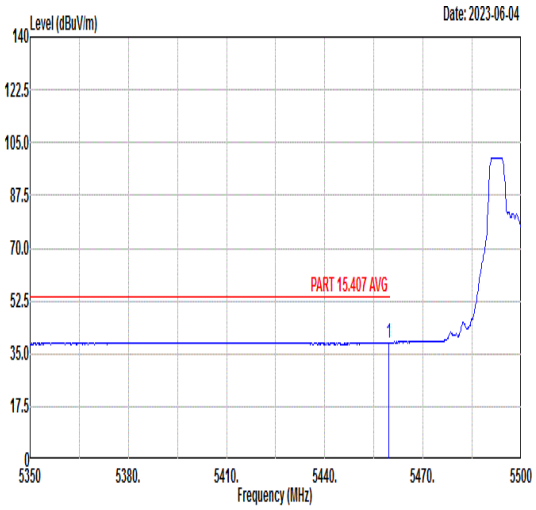 Freq Level Limit Line Margin (dB) Read Level Ant Factor Cable Loss Preamp Factor APos TPos Remark MHz dBuV/m dBuV/m dBuV dB/m dB dB cm deg 1 5459.50 38.73 54.00 -15.27 29.25 34.42 8.41 33.35 379 189 AVERAGE	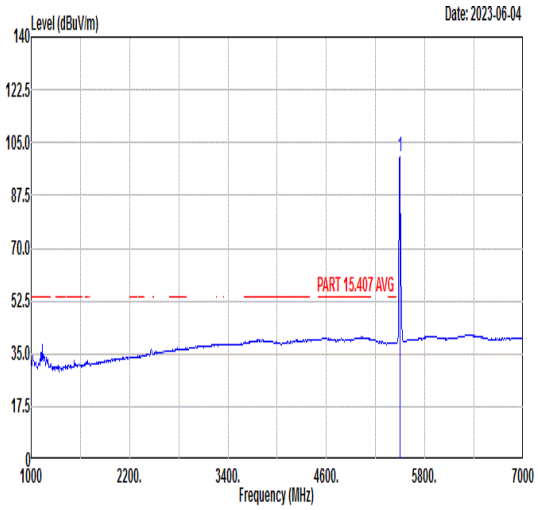 Freq Level Limit Line Margin (dB) Read Level Ant Factor Cable Loss Preamp Factor APos TPos Remark MHz dBuV/m dBuV/m dBuV dB/m dB dB cm deg 1 5500.00 100.14 ------ ------ 90.78 34.40 8.36 33.40 379 189 AVERAGE

Mode	39	
	Band Edge	
	U-NII-2C_5.47-5.725_802.11ax HE20_CH100_RU106/53_5500MHz	
Pol.	Horizontal	Fundamental
Peak	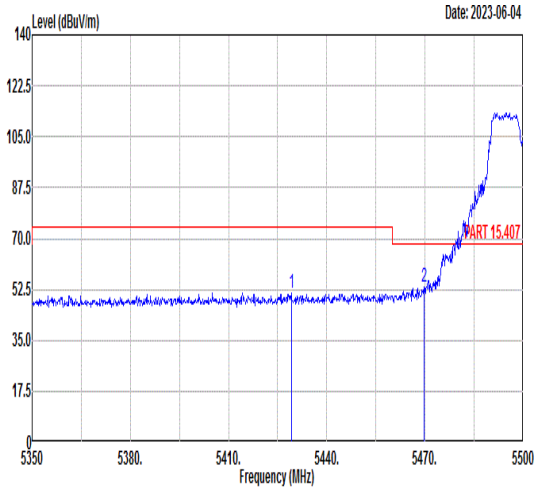 Freq Level Limit Line Margin (dB) Read Level Ant Factor Cable Loss Preamp Factor APos TPos Remark MHz dBuV/m dBuV/m dBuV dB/m dB dB cm deg 1 5429.20 51.20 74.00 -22.80 41.62 34.43 8.45 33.30 265 164 PEAK 2 5469.70 53.31 68.30 -14.99 43.86 34.41 8.40 33.36 265 164 PEAK	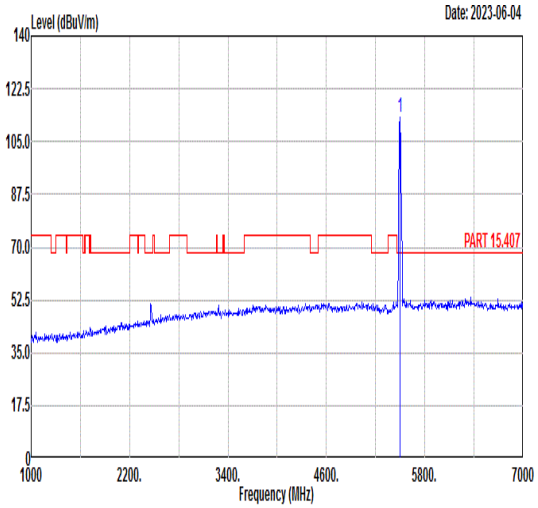 Freq Level Limit Line Margin (dB) Read Level Ant Factor Cable Loss Preamp Factor APos TPos Remark MHz dBuV/m dBuV/m dBuV dB/m dB dB cm deg 1 5500.00 112.88 ------ ------ 103.52 34.40 8.36 33.40 265 164 PEAK
Avg	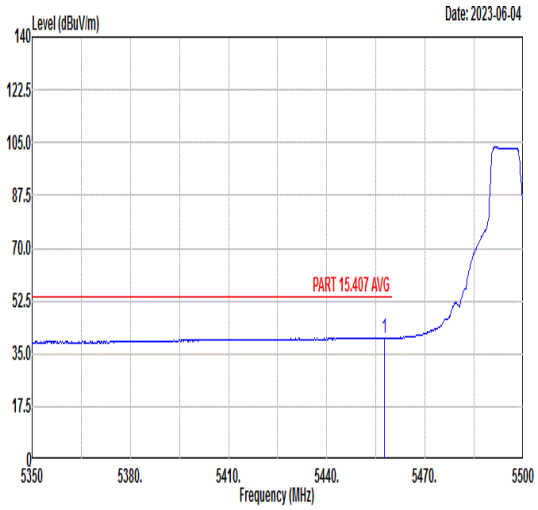 Freq Level Limit Line Margin (dB) Read Level Ant Factor Cable Loss Preamp Factor APos TPos Remark MHz dBuV/m dBuV/m dBuV dB/m dB dB cm deg 1 5457.70 40.34 54.00 -13.66 30.85 34.42 8.41 33.34 265 164 AVERAGE	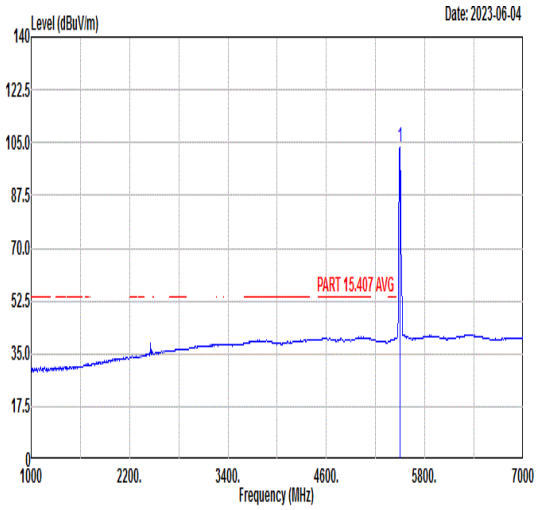 Freq Level Limit Line Margin (dB) Read Level Ant Factor Cable Loss Preamp Factor APos TPos Remark MHz dBuV/m dBuV/m dBuV dB/m dB dB cm deg 1 5500.00 103.43 ------ ------ 94.07 34.40 8.36 33.40 265 164 AVERAGE

Mode	39	
	Band Edge	
	U-NII-2C_5.47-5.725_802.11ax HE20_CH100_RU106/53_5500MHz	
Pol.	Vertical	Fundamental
Peak	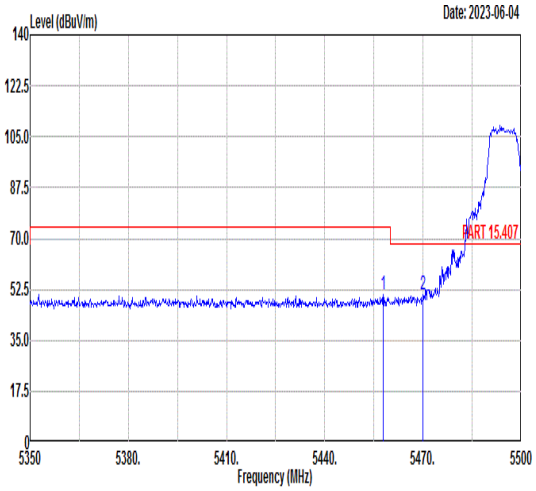 Freq Level Limit Line Margin (dB) Read Level Ant Factor Cable Loss Preamp Factor APos TPos Remark MHz dBuV/m dBuV/m dBuV dB/m dB dB cm deg 1 5457.85 50.57 74.00 -23.43 41.08 34.42 8.41 33.34 400 190 PEAK 2 5470.00 50.67 68.30 -17.63 41.22 34.41 8.40 33.36 400 190 PEAK	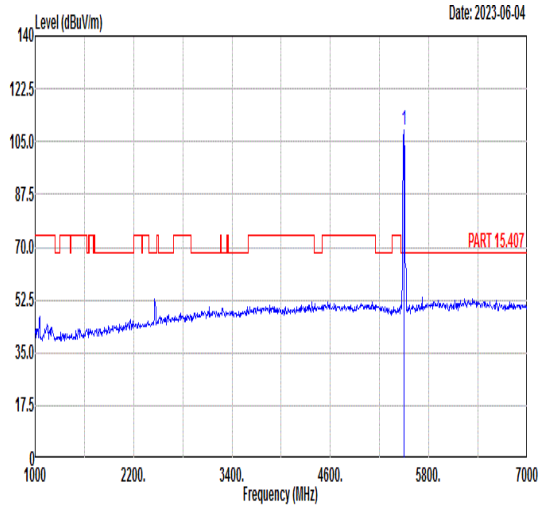 Freq Level Limit Line Margin (dB) Read Level Ant Factor Cable Loss Preamp Factor APos TPos Remark MHz dBuV/m dBuV/m dBuV dB/m dB dB cm deg 1 5500.00 108.69 ------ ------ 99.33 34.40 8.36 33.40 400 190 PEAK
Avg	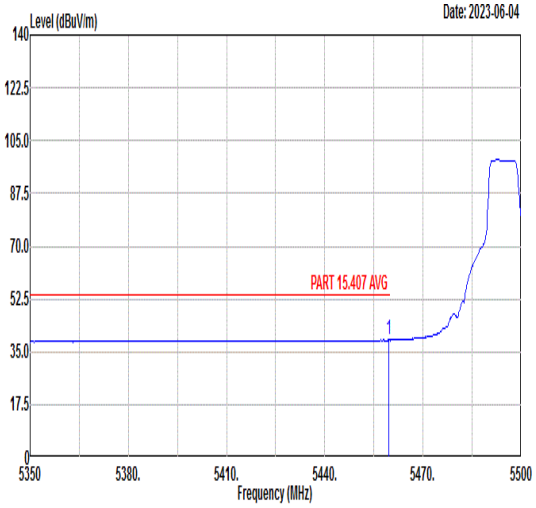 Freq Level Limit Line Margin (dB) Read Level Ant Factor Cable Loss Preamp Factor APos TPos Remark MHz dBuV/m dBuV/m dBuV dB/m dB dB cm deg 1 5459.50 38.93 54.00 -15.07 29.45 34.42 8.41 33.35 400 190 AVERAGE	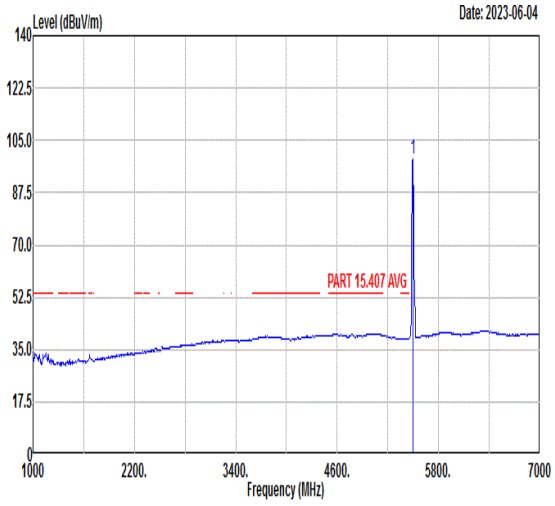 Freq Level Limit Line Margin (dB) Read Level Ant Factor Cable Loss Preamp Factor APos TPos Remark MHz dBuV/m dBuV/m dBuV dB/m dB dB cm deg 1 5500.00 98.61 ------ ------ 89.25 34.40 8.36 33.40 400 190 AVERAGE

Mode	40	
	Band Edge - L	
	U-NII-2C_5.47-5.725_802.11ax HE20_CH116_Full RU_5580MHz	
Pol.	Horizontal	Fundamental
Peak	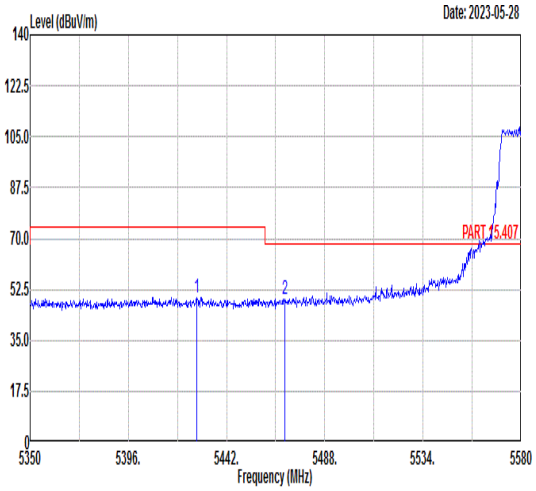 Freq Level Limit Line Margin (dB) Read Level Ant Factor Cable Loss Preamp Factor APos TPos Remark MHz dBuV/m dBuV/m dBuV dB/m dB dB cm deg 1 5427.97 49.84 74.00 -24.16 40.26 34.43 8.45 33.30 262 166 PEAK 2 5469.14 49.29 68.30 -19.01 39.84 34.41 8.40 33.36 262 166 PEAK	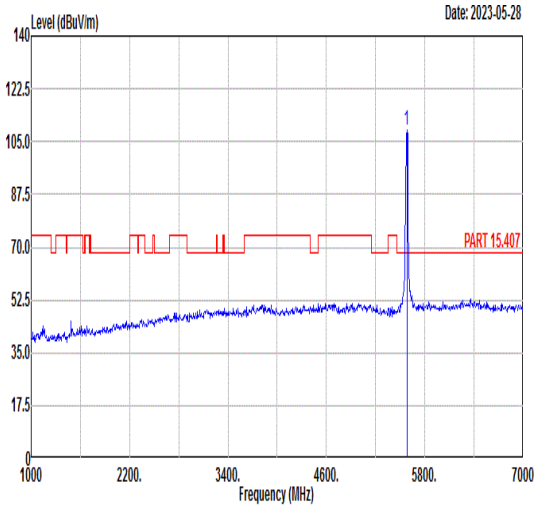 Freq Level Limit Line Margin (dB) Read Level Ant Factor Cable Loss Preamp Factor APos TPos Remark MHz dBuV/m dBuV/m dBuV dB/m dB dB cm deg 1 5580.00 108.89 ------ ------ 99.45 34.58 8.24 33.38 262 166 PEAK
Avg	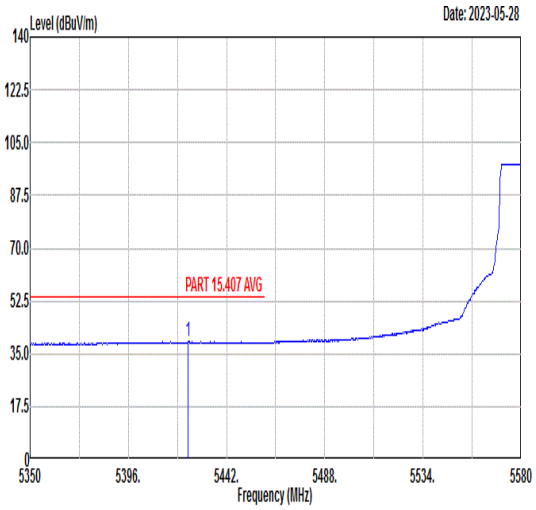 Freq Level Limit Line Margin (dB) Read Level Ant Factor Cable Loss Preamp Factor APos TPos Remark MHz dBuV/m dBuV/m dBuV dB/m dB dB cm deg 1 5424.06 39.04 54.00 -14.96 29.44 34.43 8.46 33.29 262 166 AVERAGE	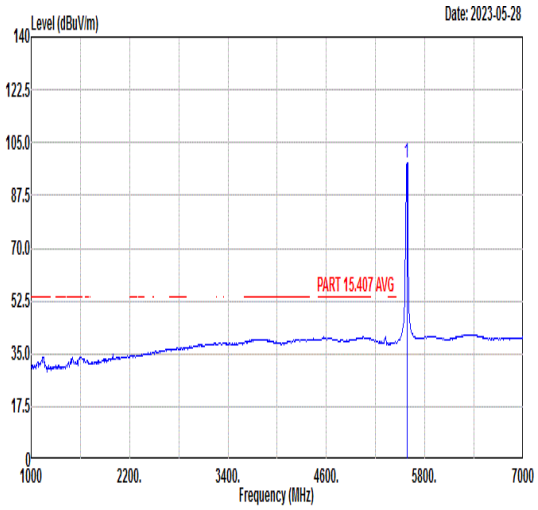 Freq Level Limit Line Margin (dB) Read Level Ant Factor Cable Loss Preamp Factor APos TPos Remark MHz dBuV/m dBuV/m dBuV dB/m dB dB cm deg 1 5580.00 98.22 ------ ------ 88.78 34.58 8.24 33.38 262 166 AVERAGE

Mode	40	
	Band Edge - R	
	U-NII-2C_5.47-5.725_802.11ax HE20_CH116_Full RU_5580MHz	
Pol.	Horizontal	Fundamental
Peak	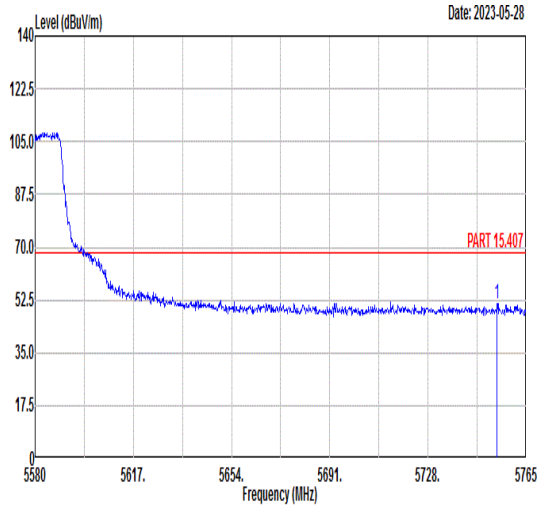 Freq Level Limit Line Margin (dB) Read Level Ant Factor Cable Loss Preamp Factor APos TPos Remark MHz dBuV/m dBuV/m dBuV dB/m dB dB cm deg 1 5754.09 51.15 68.30 -17.15 40.76 34.96 8.78 33.35 262 166 PEAK	Blank

Mode	40	
	Band Edge - L	
	U-NII-2C_5.47-5.725_802.11ax HE20_CH116_Full RU_5580MHz	
Pol.	Vertical	Fundamental
Peak	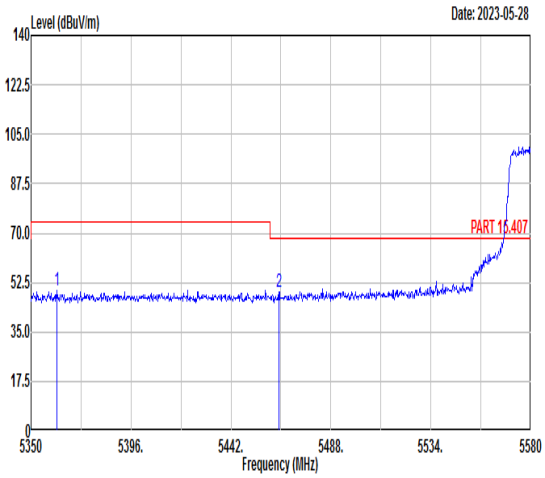 Freq Level Limit Line Margin (dB) Read Level Ant Factor Cable Loss Preamp Factor APos TPos Remark MHz dBuV/m dBuV/m dBuV dB/m dB dB cm deg 1 5361.73 49.77 74.00 -24.23 40.14 34.46 8.36 33.19 380 213 PEAK 2 5464.08 49.29 68.30 -19.01 39.83 34.41 8.40 33.35 380 213 PEAK	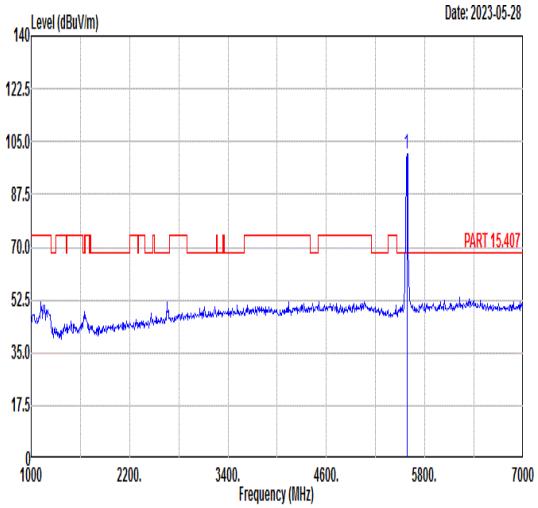 Freq Level Limit Line Margin (dB) Read Level Ant Factor Cable Loss Preamp Factor APos TPos Remark MHz dBuV/m dBuV/m dBuV dB/m dB dB cm deg 1 5580.00 100.83 ------ ------ 91.37 34.60 8.24 33.38 380 213 PEAK
Avg	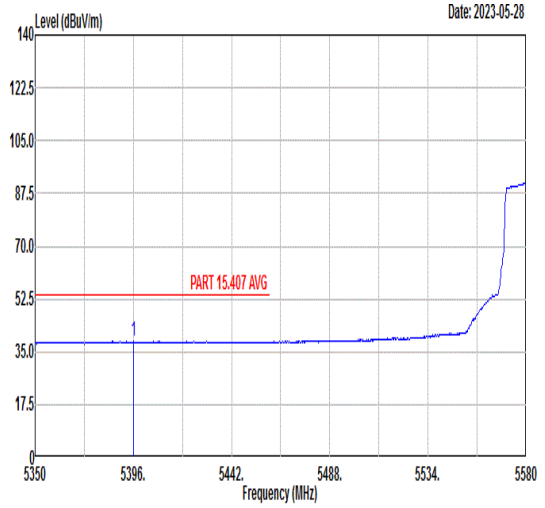 Freq Level Limit Line Margin (dB) Read Level Ant Factor Cable Loss Preamp Factor APos TPos Remark MHz dBuV/m dBuV/m dBuV dB/m dB dB cm deg 1 5396.23 38.42 54.00 -15.58 28.77 34.44 8.45 33.24 380 213 AVERAGE	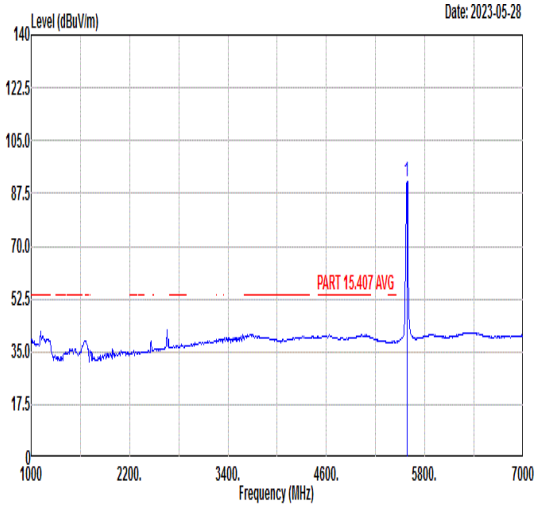 Freq Level Limit Line Margin (dB) Read Level Ant Factor Cable Loss Preamp Factor APos TPos Remark MHz dBuV/m dBuV/m dBuV dB/m dB dB cm deg 1 5580.00 91.62 ------ ------ 82.16 34.60 8.24 33.38 380 213 AVERAGE

Mode	40	
	Band Edge - R	
	U-NII-2C_5.47-5.725_802.11ax HE20_CH116_Full RU_5580MHz	
Pol.	Vertical	Fundamental
Peak	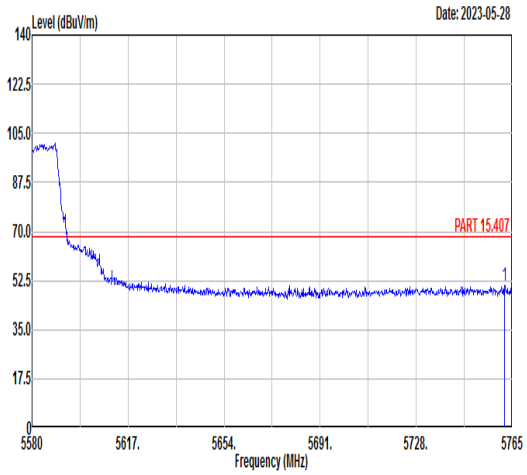 Freq Level Limit Line Margin (dB) Read Level Ant Factor Cable Loss Preamp Factor APos TPos Remark MHz dBuV/m dBuV/m dBuV dB/m dB dB cm deg 1 5762.04 50.88 68.30 -17.42 40.44 34.98 8.81 33.35 380 213 PEAK	Blank

Mode	40	
	Harmonic	
	U-NII-2C_5.47-5.725_802.11ax HE20_CH116_Full RU_5580MHz	
Pol.	Horizontal	Vertical
Peak Avg	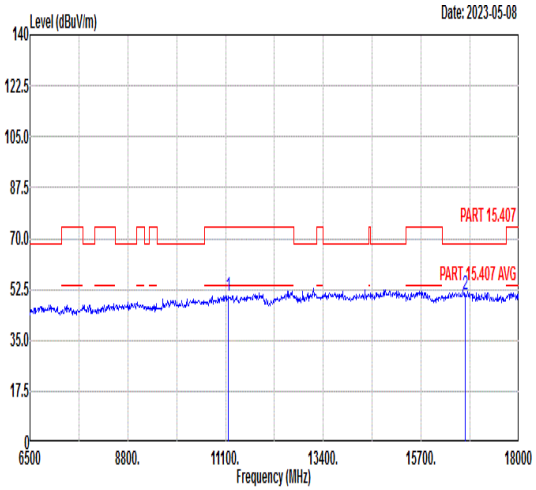 Freq Level Limit Line Margin (dB) Read Level Ant Factor Cable Loss Preamp Factor APos TPos Remark MHz dBuV/m dBuV/m dBuV dB/m dB dB cm deg 1 11160.00 50.08 74.00 -23.92 56.18 38.26 13.74 58.10 --- --- Peak 2 16740.00 50.47 68.30 -17.83 50.12 41.07 16.35 57.07 --- --- Peak	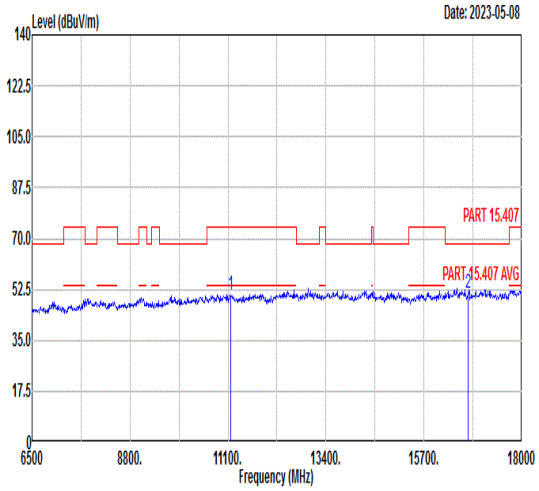 Freq Level Limit Line Margin (dB) Read Level Ant Factor Cable Loss Preamp Factor APos TPos Remark MHz dBuV/m dBuV/m dBuV dB/m dB dB cm deg 1 11160.00 50.66 74.00 -23.34 56.76 38.26 13.74 58.10 --- --- Peak 2 16740.00 51.47 68.30 -16.83 51.12 41.07 16.35 57.07 --- --- Peak

Mode	41	
	Band Edge	
	U-NII-2C_5.47-5.725_802.11ax HE20_CH140_Full RU_5700MHz	
Pol.	Horizontal	Fundamental
Peak	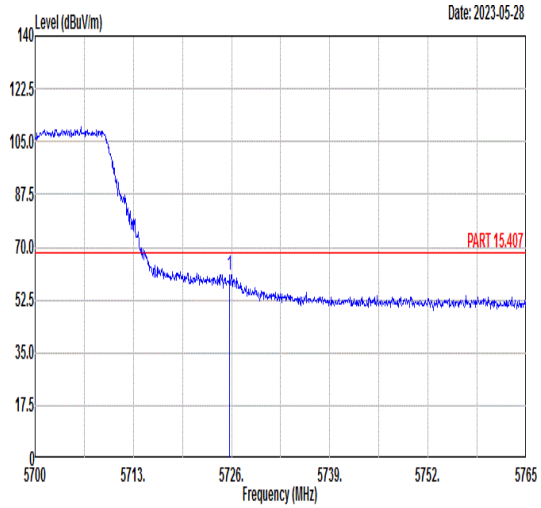 Freq Level Limit Line Margin (dB) Read Level Ant Factor Cable Loss Preamp Factor APos TPos Remark MHz dBuV/m dBuV/m dBuV dB/m dB dB cm deg 1 5725.74 60.85 68.30 -7.45 50.63 34.90 8.68 33.36 164 166 PEAK	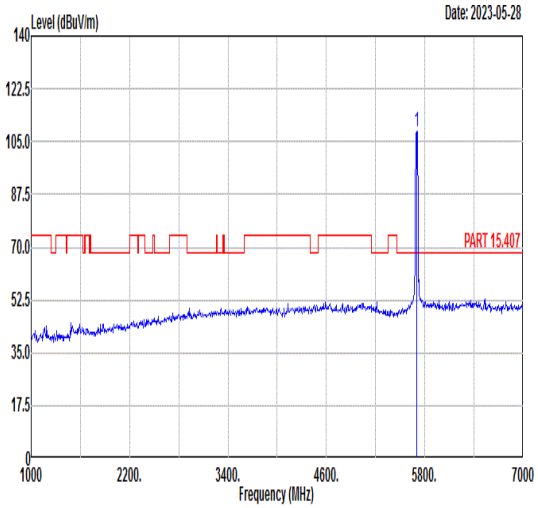 Freq Level Limit Line Margin (dB) Read Level Ant Factor Cable Loss Preamp Factor APos TPos Remark MHz dBuV/m dBuV/m dBuV dB/m dB dB cm deg 1 5700.00 108.30 ------ ------ 98.25 34.84 8.57 33.36 164 166 PEAK
Avg	Blank	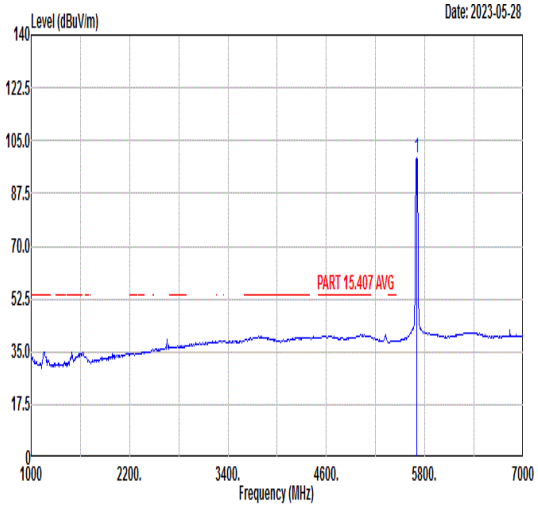 Freq Level Limit Line Margin (dB) Read Level Ant Factor Cable Loss Preamp Factor APos TPos Remark MHz dBuV/m dBuV/m dBuV dB/m dB dB cm deg 1 5700.00 99.08 ------ ------ 88.99 34.85 8.60 33.36 164 166 AVERAGE