


GET TO KNOW YOUR POWER ROCKER



- 1 Mic On/Off
- 2 Display
- 3 USB Music Reader
- 4 TF Card Reader
- 5 On/Off Switch
- 6 Playback and Volume Controls
- 7 Rock Slider
- 8 Charging Port

FEATURES

- Amplify your music experience with a mesmerizing multi-color light show.
- Clear LCD display tells you how much battery life is left on the speaker.
- Wirelessly connect via Bluetooth® to play music or answer incoming calls.
- Convenient built-in audio controls, phone holder and carrying handle.
- Lightweight and portable to bring along anywhere the party is.

FUNCTION BUTTONS AND PORTS

MODE

Short press to change the Speaker audio between Bluetooth®, USB, and TF Card modes. USB and TF Card mode will only be selected if a USB drive and TF Card are installed.

▶/VOL -

Press and hold to reduce volume; Short press to skip to previous song or to skip back to the start of the current track.
(In Bluetooth® mode the function depends on the operation of Bluetooth® device).

▶

Short press for music play/pause.

▶/VOL +

Press and hold to increase volume; Short press to skip to next song.

DC IN (CHARGING PORT)

Recharge speaker with included micro USB cable. The indicator light illuminates when charging.

MIC

Connect an external microphone for Karaoke effect.

ON/OFF

Power speaker on and off.

USB PORT

Can play MP3 and WAV format music from a USB drive. Music will play automatically when a USB drive is connected.

TF CARD SLOT

Play MP3 and WAV format music from a TF Card. Music will play automatically once a card is inserted.

CONNECTING TO YOUR BLUETOOTH® DEVICE

- Power on the product or press the MODE button to enter Bluetooth pairing mode.
- Select "Bluetooth" on the phone or device, that you would like to pair.
- Select "Power Rocker" from the list of available Bluetooth devices to pair and connect with the speaker.
- The speaker will then voice prompt a confirmation once the device is successfully connected.

After the device has been paired successfully it will automatically connect after approximately 10 seconds to the devices the next time the speaker is used with the paired device.

Note: Only one device can be connected to the speaker at one time.

USEFUL TIPS

- Bluetooth performance can be affected by the environment or when the product became discharged.
- Interruption can be caused by obstacles between the product and the Bluetooth device, by Wi-Fi or other high frequency signals, or if the product are brought out of range of the Bluetooth device.
- To maintain healthy battery performance, charge the speaker periodically, if not in use.

SAFETY AND CARE INSTRUCTIONS

Failure to follow these safety instructions can lead to fire, electrical shock, personal injury, property damage or damage to this unit. Make sure to read this entire manual before initial use.

- The product is equipped with a rechargeable lithium ion battery. This type of battery is potentially hazardous if damaged, defective or improperly used.
- Do not remove the battery, and do not use for anything other than its intended purpose.
- Disconnect the USB cable once the product is fully charged.
- Do not expose to heat sources or leave in a location that is likely to get excessively hot.
- Do not let the unit come in contact with water or any liquid. If it becomes wet, immediately unplug from the power source.
- Do not disassemble.
- Do not place heavy objects on the product.
- Do not put lithium ion battery product in the trash. Take them to a recycling location or contact your locality for guidance.
- Do not use abrasive cleaning solutions to clean the unit.
- This is not a toy and is not intended to be used by small children.

FCC CAUTION

Any changes or modifications not expressly approved by the part responsible for compliance could void this user's authority to operate the equipment. This device complies with part 15 of the FCC Rules. Operation is subject to the following two conditions: (1) This device may not cause harmful interference, and (2) This device must accept any interference received, including interference that may cause undesired operation.

Note: This equipment has been tested and found to comply with the limits for a Class B digital device, pursuant to Part 15 of the FCC Rules. These limits are designed to provide reasonable protection against harmful interference in a residential installation. This equipment generates, uses and can radiate radio frequency energy and, if not installed and used in accordance with the instructions, may cause harmful interference to radio communications. However, there is no guarantee that interference will not occur in a particular installation. If this equipment does not cause harmful interference to radio or television reception, which can be determined by turning the equipment off and on, the user is encouraged to try to correct the interference by one or more of the following measures:

- Reorient or relocate the receiving antenna.
- Increase the separation between the equipment and receiver.
- Connect the equipment into an outlet on a circuit different from

that to which the receiver is connected.

Consult the dealer or an experienced radio/TV technician for help.

FCC Radiation Exposure Statement:

This equipment complies with FCC radiation exposure limits set forth for an uncontrolled environment.

ONE YEAR WARRANTY

Xtreme warrants its products for one year against defects in manufacturing under regular consumer use with original receipt of retail purchase. We believe in our products and want to provide you with a replacement, if needed, but we have to know about the problem while the product is still under warranty. If you discover a defect covered over this warranty, please contact us about receiving a replacement. In order to use the products warranty the customer must provide proof of the retailers receipt.

**Any customers outside of the U.S. will be responsible for shipping and handling charges if a replacement is required that is not due to a manufacturing defect. If there is not a manufacturing defect, shipping and handling will be applied.*

Xtreme's warranty is limited to our products only. Our warranty does not cover the replacement or repair cost of any third-party accessory, electronic device or personal property.

For instructions about how to obtain warranty service for your product, please contact Customer Service: customerservice@xtremecables.com.


Note: Specifications and operation subject to change without prior notice. Some content may differ from how the product works with your specific device.

WHAT'S INSIDE:

Power Rocker Bluetooth® Speaker
12" Micro USB Charging Cable
User Manual


SPECIFICATIONS:

Output Power: 5W
Frequency Response: 100Hz-20KHz
SPEAKER
THD: <0.5% (1W 1kHz)
Battery: 1200mAh rechargeable battery
Power Supply Voltage: DC5V/5W Power



POWER ROCKER

HAUT-PARLEUR LIGHTSHOW BLUETOOTH®



FCC ID: ZAHAS-XBS91062

MANUEL FRANÇAIS

855.999.8041 | WWW.XTREMECABLES.COM

2

3

4

5