

## PHOTOGRAPHS OF THE TEST CONFIGURATION

Conducted Emission Test



Test Mode A



Conducted Emission Test  
Test Mode B





### Radiated Emission Test (Above 1GHz)



## Radiated Emission Test (Below 1GHz)



### Test Mode A





## Radiated Emission Test (Below 1GHz)

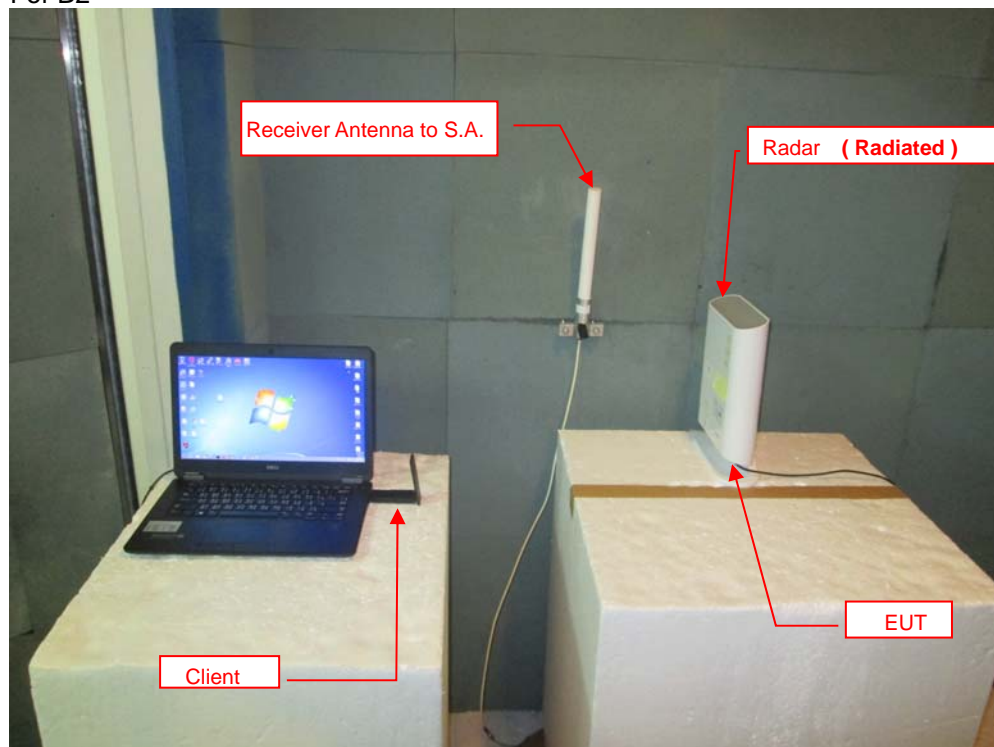
### Test Mode B




### DFS

Test results demonstrating Master links with Client on a test frequency.

For B2



For B3 Master



For B3 Slave

