

SP601E Dual Signal Output Pixel LED Controller

1. Features:

1. Supports both APP control and RF remote control;
2. Dual output of two different signals, suitable for a variety of applications and meet the different needs of customers;
3. Supports common single-wire LED driver ICs in the market ;
4. Build in Music and Non-Music effects, multi-parameters adjustable;
5. DC5~24V wide voltage input, with power supply anti-reverse connection function;
6. With the function of automatically saving setting parameters.







2. App Functions:

SP601E supports control by APP, supports IOS and Android system.





Apple devices are required IOS 10.0 or later, Android devices are required Android 4.4 or later, you can search "SceneX" in the App Store or Google Play to find the app, or scan the QR code to download and install:



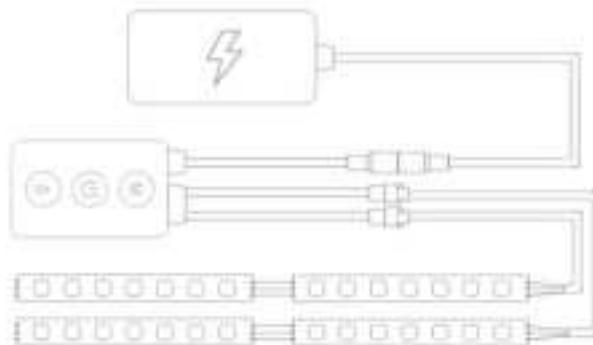
App Operations:

- Open the app and click the  button in the top right corner of the home page to add a device, then click the device to access the control page.
- You can rename the controller by clicking the  button in the top right corner.
- SP601E can output two different signals, you can click on **channel 1** or **channel 2** to enter the corresponding page to control it individually, or you can click on **all channels** to control both channels in a unified way.
- After adjusting the effect of each channel, click  button in the upper right corner to save the current lighting effect settings to the scenes, SP601E supports a total of 9 scenes, users can call these 9 scenes through the scene page of the mobile app or use the RF remote control.
- Users can set up to five timing events by clicking on  in the upper right corner, please note that all set timing events will be deleted when the controller is powered down.
- In the effects page, there are a variety of music effects and non-music effects, users can set speed, brightness, color, direction and effect length for a specific effect.

3.RF Remote Functions:

								
ON/OFF	Lock/Unlock	Speed +	Speed -	Brightness+	Brightness-	Scene Auto	1	9 Scenes

4. Wire Connection:



FCC Warning

This device complies with part 15 of the FCC rules. Operation is subject to the following two conditions: (1) this device may not cause harmful interference, and (2) this device must accept any interference received, including interference that may cause undesired operation.

Changes or modifications not expressly approved by the party responsible for compliance could void the user's authority to operate the equipment.

NOTE: This equipment has been tested and found to comply with the limits for a Class B digital device, pursuant to part 15 of the FCC Rules. These limits are designed to provide reasonable protection against harmful interference in a residential installation. This equipment generates uses and can radiate radio frequency energy and, if not installed and used in accordance with the instructions, may cause harmful interference to radio communications. However, there is no guarantee that interference will not occur in a particular installation. If this equipment does cause harmful interference to radio or television reception, which can be determined by turning the equipment off and on, the user is encouraged to try to correct the interference by one or more of the following measures:

- Reorient or relocate the receiving antenna.
- Increase the separation between the equipment and receiver.
- Connect the equipment into an outlet on a circuit different from that to which the receiver is connected.
- Consult the dealer or an experienced radio/TV technician for help.

Radiation Exposure Statement

This equipment complies with FCC radiation exposure limits set forth for an uncontrolled environment. This equipment should be installed and operated with minimum distance 20cm between the radiator and your body.