

CMYK
Matte Overall




FORT TROFF ISSUED ASS WRECKER PRO







OPERATING INSTRUCTIONS



Base Use:

- Press and hold  button for 3 seconds to power ON.
- Press  button to cycle through Vibration Patterns.
- Press and hold  button for 3 seconds to power OFF.

REMOTE USE:

- Press and hold  button on remote for 3 seconds to power ON.
- Press the  button to cycle between 3 speeds.
- Press the  button to cycle between 5 unique vibration patterns.
- Press and hold  button for 3 seconds to power OFF.

Clean and Care:

Wash after each use with warm water and toy cleaner. Dry before storing in a cool, dry location. Keep out of direct sunlight and store separately from other toys.

Charging:

Connect magnetic end of charger to magnetic points on the base, then connect to a USB port or adaptor. Power light will flash while charging and stays red once fully charged. Remove from charger once fully charged.

Product Specifications:

Charging Time: Approx. 90 minutes
Run Time: Approx 60 minutes
Function: 3 Speeds & 5 Vibe Patterns
Materials: Silicone, ABS plastic
Remote Battery: 2 AAA's (not included)



FortTroff.com



FCC Warning Statement

Changes or modifications not expressly approved by the party responsible for compliance could void the user's authority to operate the equipment. This equipment has been tested and found to comply with the limits for a Class B digital device, pursuant to Part 15 of the FCC Rules. These limits are designed to provide reasonable protection against harmful interference in a residential installation. This equipment generates uses and can radiate radio frequency energy and, if not installed and used in accordance with the instructions, may cause harmful interference to radio communications. However, there is no guarantee that interference will not occur in a particular installation. If this equipment does cause harmful interference to radio or television reception, which can be determined by turning the equipment off and on, the user is encouraged to try to correct the interference by one or more of the following measures:

- Reorient or relocate the receiving antenna.
- Increase the separation between the equipment and receiver.
- Connect the equipment into an outlet on a circuit different from that to which the receiver is connected.
- Consult the dealer or an experienced radio/TV technician for help.

This device complies with part 15 of the FCC Rules.

Operation is subject to the following two conditions:

- (1) This device may not cause harmful interference, and
- (2) this device must accept any interference received, including interference that may cause undesired operation.

The device has been evaluated to meet general RF exposure requirement. The device can be used in portable exposure condition without restriction.

FortTroff.com