

Appendix D. Photographs of EUT and Setup

FCC SAR Test Report

<Photographs of EUT>

Sample 1



Sample 2



FCC SAR Test Report

Sample 3



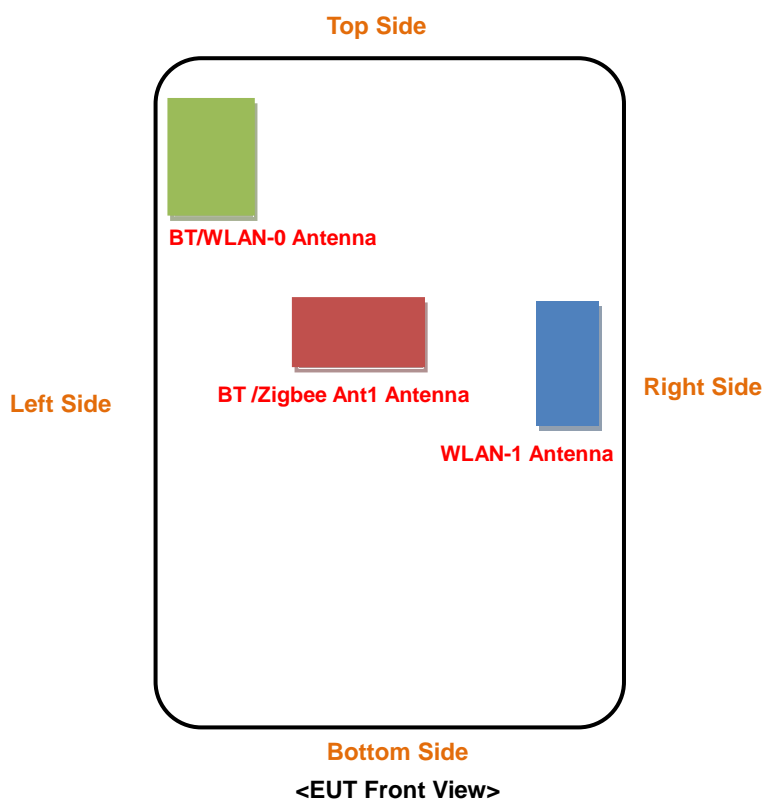
Sample 4



FCC SAR Test Report



<Antenna Location>



The separation distance for antenna to edge:

Antenna	To Top Side (mm)	To Bottom Side (mm)	To Left Side (mm)	To Right Side (mm)
BT/WLAN-0	6.16	169.4	12.3	60.25
WLAN-1	82.25	98.03	74.08	3.21
BT/Zigbee Ant1	84.58	119.43	19.16	28.62

FCC SAR Test Report

<Photographs of SAR Setup>

Sample 1



Head - Right Cheek



Head - Right Tilted




Head - Left Cheek




Head - Left Tilted

FCC SAR Test Report

Sample 2




Sample 3




FCC SAR Test Report

Sample 4




Sample 1



FCC SAR Test Report

Sample 2



Sample 3



FCC SAR Test Report

Sample 4

