

説明書



Ergo 8100S

Wireless Ergonomic Silent Mouse



Multi-language Quick Guide

Copyright© KYE SYSTEMS CORP.

Overview



* Battery life may vary based on user and computing conditions



Over

Front

Let

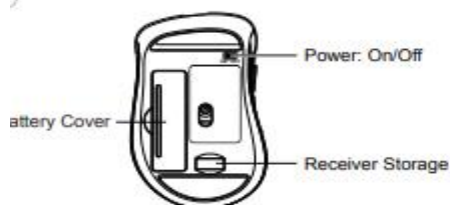
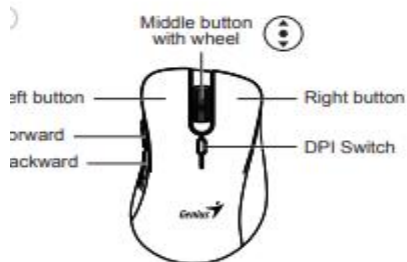
Fo

Ba

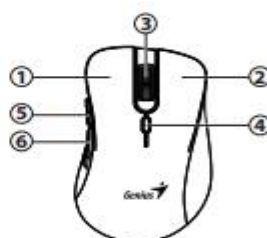
Back

Ba

Overview



Button Assignment



Button Assignment

- ① **Left button:** Provides traditional mouse functions such as click double click or drag.
- ② **Right button:** You can assign this button to frequently used keyboard and mouse functions.
- ③ **Middle button:** Press this button to surf the Internet and Windows documents.
- ④ **DPI Switch:** 800 / 1200 (default) / 1600
- ⑤ **Forward:** Scroll up the page.
- ⑥ **Backward:** Scroll down the page.

Hardware Installation



Hardware Installation

1. Plug the receiver connect in device.
2. Install one AA battery in the
3. Make sure that you have sw underneath the mouse.

FCC Warning Statement: Changes or modifications to this unit not expressly approved by the party responsible for compliance could void the user's authority to operate the equipment. This equipment has been tested and found to comply with the limits for a Class B digital device, pursuant to Part 15 of the FCC Rules. These limits are designed to provide reasonable protection against harmful interference in a residential installation. This equipment generates, uses and can radiate radio frequency energy and, if not installed and used in accordance with the instructions, may cause harmful interference to radio communications.

However, there is no guarantee that interference will not occur in a particular installation. If this equipment does cause harmful interference to radio or television reception, which can be determined by turning the equipment off and on, the user is encouraged to try to correct the interference by one or more of the following measures:

- Reorient or relocate the receiving antenna.
- Increase the separation between the equipment and receiver.
- Connect the equipment into an outlet on a circuit different from that to which the receiver is connected.
- Consult the dealer or an experienced radio/TV technician for help.

This device complies with Part 15 of the FCC Rules. Operation is subject to the following two conditions: (1) this device may not cause harmful interference, and (2) this device must accept any interference received, including interference that may cause undesired operation.

FCC Radiation Exposure Statement

The device has been evaluated to meet general RF exposure requirement. The device can be used in portable exposure condition without restriction.

ation



English

nto the USB port of your computer

: mouse as instructed.
witched on the power switch